



KDCA

Korea Disease Control and Prevention Agency

Updates on COVID-19 in Republic of Korea

8 February 2020

Local transmission cases as of 0:00 today (cumulative since 3 January 2020)

	Total	City							
		Seoul	Busan	Daegu	Incheon	Gwangju	Daejeon	Ulsan	Sejong
New	264	111	7	20	17	7	4	0	1
Cumulative	74,641	24,457	2,773	8,280	3,773	1,790	1,076	860	174
	Total	Province							
		Gyeonggi	Gangwon	Chung-buk	Chung-nam	Jeon-buk	Jeon-nam	Gyeong-buk	Gyeong-nam
New	79	4	0	5	0	0	5	4	0
Cumulative	19,251	1,675	1,532	1,977	957	701	2,934	1,927	504

Imported cases, as of 0:00 today (cumulative since 3 January 2020)

	Total	Region/Country						Where confirmed		Nationality	
		China	Asia ex-China	Europe	America	Africa	Oceania	Point of Entry	Community	Korean	Other
New	25	1	9	6	3	6	0	9	16	12	13
Total	6,544	40 (0.6%)	2,939 (44.9%)	1,127 (17.2%)	2,138 (32.7%)	277 (4.2%)	23 (0.4%)	2,821 (43.1%)	3,723 (56.9%)	3,579 (54.7%)	2,965 (45.3%)

* China: 1,
 Asia excluding China: Russia 4, Indonesia 1, Myanmar 3, Jordan 1,
 Europe: UK 1, Poland 3, France 1, Croatia 1,
 America: US 2, Brazil 1,
 Africa: South Africa 1, Sudan 1, DRC 2, Tanzania 1, Tunisia 1

Case status, as of 0:00 today (cumulative since 3 January 2020)

	Discharged from isolation	Under isolation	Severe/critical cases	Deceased
As of 0:00 7 February 2021 (Sun)	70,865	8,560	190	1,471
As of 0:00 8 February 2021 (Mon)	71,218	8,493	188	1,474
Difference	(+)353	(-)67	(-)2	(+)3

* Based on case data reported to the KDCA

** Severe/Critical: COVID-19 patients in isolation being treated with high flow oxygen therapy, mechanical ventilator, ECMO (Extracorporeal Membrane Oxygenation), CRRT (Continuous Renal Replacement Therapy)

※ Figures subject to correction based on findings from epidemiological investigations



KDCA

Korea Disease Control and
Prevention Agency

Updates on COVID-19 in Republic of Korea

8 February 2020

Recent major local clusters as of 12:00 today

Location	Cluster	New cases	Total cases
Seoul Jung-gu	Welfare facility	9	92
Seoul Seongdong-gu	University hospital	3	83
Gyeonggi Ansan-si	Interior company	5	35
Gyeonggi Ansan-si	Hospital 2	7	40
Metropolitan area	Wholesale	8	42
Daejeon Jung-gu	Community center	5	16
Chungnam Dangjin-si	Distributor	2	46
Chungnam Cheongyang-gun	Village chief	3	11
Gwangju Buk-gu	Church 2 / International school run by IM Mission Group	1	218
Gwangju Seo-gu	Church	5	135
Daegu Buk-gu	Restaurant	9	10
Daegu Dalseo-gu	Restaurant	7	8
Daegu Buk-gu	Family	2	10
Busan Gijang-gun	Nursing hospital	7	8
Busan Haeundae-gu	Nursing facility	3	8

** The specific figures may differ from the daily reported statistics or figures disclosed by local municipalities due to factors such as report timing and differences in the time period considered*



KDCA

Korea Disease Control and Prevention Agency

Updates on COVID-19 in Republic of Korea

8 February 2020

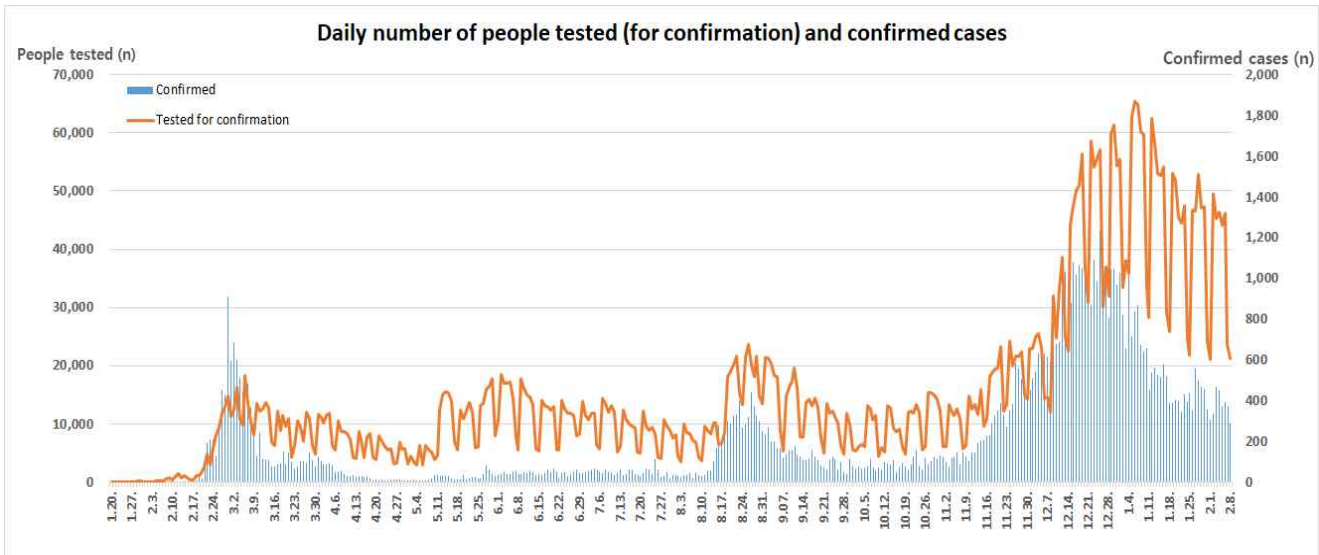
Overall case and test status as of 0:00 today (cumulative since 3 January 2020)

Period (since 3 Jan)	Total	Tested positive (PCR)				Testing in progress	Tested negative (PCR)
		Confirmed	Discharged from isolation	Under isolation	Deceased		
As of 0:00 7 February 2021 (Sun)	5,916,975	80,896	70,865	8,560	1,471	90,751	5,745,328
As of 0:00 8 February 2021 (Mon)	5,938,197	81,185	71,218	8,493	1,474	84,843	5,772,169
Difference	+21,222	+289	+353	-67	+3	-5,908	+26,841

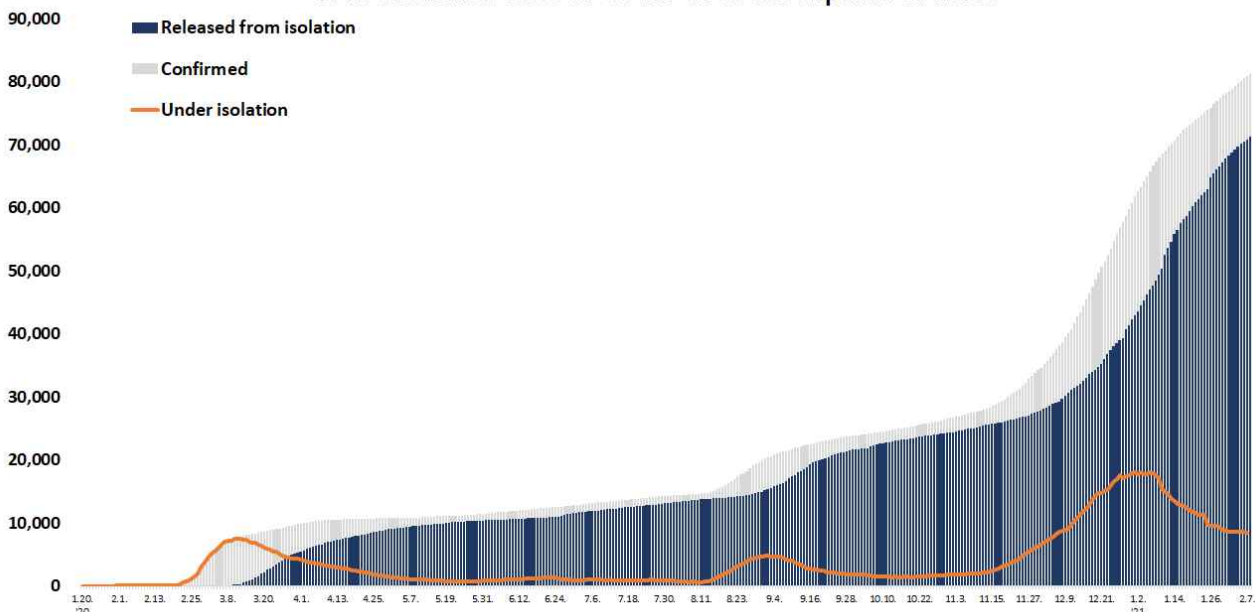
* Based on case data reported to the KDCA

** Testing in progress includes number of completed tests with negative results that are being recorded with delays

※ Figures subject to correction based on findings from epidemiological investigations



Total confirmed cases of COVID-19 in the Republic of Korea





KDCA

Korea Disease Control and
Prevention Agency

Updates on COVID-19 in Republic of Korea

8 February 2020

Regional distribution of cases as of 0:00 today (cumulative since 3 January 2020)

Region	New cases		Total cases	(%)	Incidence rate* (per 100,000)
	Local	Imported			
Seoul	111	1	25,279	(31.14)	259.71
Busan	7	2	2,894	(3.56)	84.82
Daegu	20	1	8,411	(10.36)	345.21
Incheon	17	1	3,983	(4.91)	134.74
Gwangju	7	0	1,900	(2.34)	130.43
Daejeon	4	0	1,125	(1.39)	76.32
Ulsan	0	1	945	(1.16)	82.39
Sejong	1	0	199	(0.25)	58.13
Gyeonggi	79	4	20,646	(25.43)	155.81
Gangwon	4	0	1,740	(2.14)	112.95
Chungbuk	0	0	1,617	(1.99)	101.10
Chungnam	5	5	2,124	(2.62)	100.07
Jeonbuk	0	0	1,059	(1.30)	58.27
Jeonnam	0	0	766	(0.94)	41.08
Gyeongbuk	5	1	3,071	(3.78)	115.34
Gyeongnam	4	0	2,068	(2.55)	61.52
Jeju	0	0	537	(0.66)	80.06
Border Screening	0	9	2,821	(3.47)	-
Total	264	25	81,185	(100)	156.58

* Total (cumulative) number of cases reported since January 2020 of region / Population of region (based on resident registration data of the Ministry of the Interior as of January 2020)

* Incidence rate based on the number of confirmed cases with the address of the reporting institution



KDCA

Korea Disease Control and
Prevention Agency

Updates on COVID-19 in Republic of Korea

8 February 2020

Confirmed cases by gender and age group

		New cases (%)	Total cases (%)	Incidence rate* (per 100,000)
Total		289 (100)	81,185 (100)	156.58
Sex	Male	153 (52.94)	39,925 (49.18)	154.37
	Female	136 (47.06)	41,260 (50.82)	158.79
Age	80 or above	9 (3.11)	4,044 (4.98)	212.93
	70-79	22 (7.61)	6,216 (7.66)	172.33
	60-69	59 (20.42)	12,767 (15.73)	201.24
	50-59	52 (17.99)	15,217 (18.74)	175.57
	40-49	53 (18.34)	11,671 (14.38)	139.12
	30-39	31 (10.73)	10,362 (12.76)	147.08
	20-29	35 (12.11)	12,325 (15.18)	181.08
	10-19	9 (3.11)	5,426 (6.68)	109.83
	0-9	19 (6.57)	3,157 (3.89)	76.10

* Total (cumulative) number of cases reported since January 2020 by sex and age / Population by sex and age (based on resident registration data of the Ministry of the Interior as of January 2020)

※ Figures subject to correction based on findings from epidemiological investigations

Deaths by gender and age group

		New deaths (%)	Total deaths (%)	Case fatality rate (%)
Total		3 (100)	1,474 (100)	1.82
Sex	Male	2 (66.67)	732 (49.66)	1.83
	Female	1 (33.33)	742 (50.34)	1.80
Age	80 or above	1 (33.33)	837 (56.78)	20.70
	70-79	2 (66.67)	401 (27.20)	6.45
	60-69	0 (0.00)	170 (11.53)	1.33
	50-59	0 (0.00)	48 (3.26)	0.32
	40-49	0 (0.00)	12 (0.81)	0.10
	30-39	0 (0.00)	6 (0.41)	0.06
	20-29	0 (0.00)	0 (0.00)	0.00
	10-19	0 (0.00)	0 (0.00)	0.00
	0-9	0 (0.00)	0 (0.00)	0.00

* Case fatality rate (CFR) (%) = Number of deaths / Number of confirmed cases x 100

※ Figures subject to correction based on findings from epidemiological investigations



KDCA

Korea Disease Control and
Prevention Agency

Updates on COVID-19 in Republic of Korea

8 February 2020

AGE DISTRIBUTION OF SEVERE/CRITICAL CASES

	1.26.	1.27.	1.28.	1.29.	1.30.	1.31.	2.1.	2.2.	2.3.	2.4.	2.5.	2.6.	2.7.	2.8.
Total	270	270	251	239	231	229	225	224	220	211	200	197	190	188

	Severe/Critical	(%)
Total	188	(100.0)
80 and above	40	(21.3)
70-79	79	(42.0)
60-69	50	(26.6)
50-59	11	(5.9)
40-49	4	(2.1)
30-39	4	(2.1)
20-29	0	(0.0)
10-19	0	(0.0)
0-9	0	(0.0)

* Severe/Critical: COVID-19 patients in isolation being treated with high flow oxygen therapy, mechanical ventilator, ECMO (Extracorporeal Membrane Oxygenation), CRRT (Continuous Renal Replacement Therapy)

* ICU treatment is decided based on the need for intensive care based on factors such as clinical condition and presence of any underlying medical condition and may differ from severe and critical case classification criteria. The number of severe/critical cases may not match the number of patients in ICU.

※ Figures subject to correction based on findings from epidemiological investigations



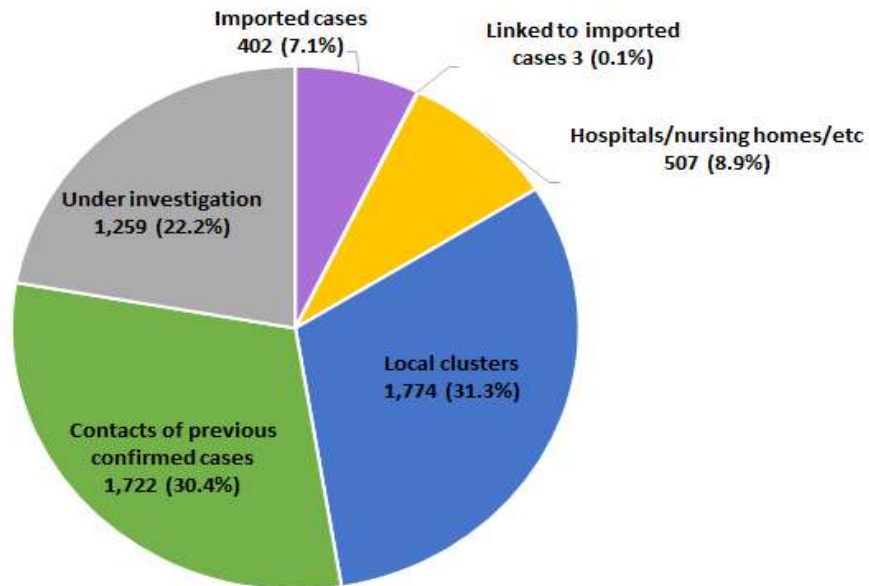
KDCA

Korea Disease Control and Prevention Agency

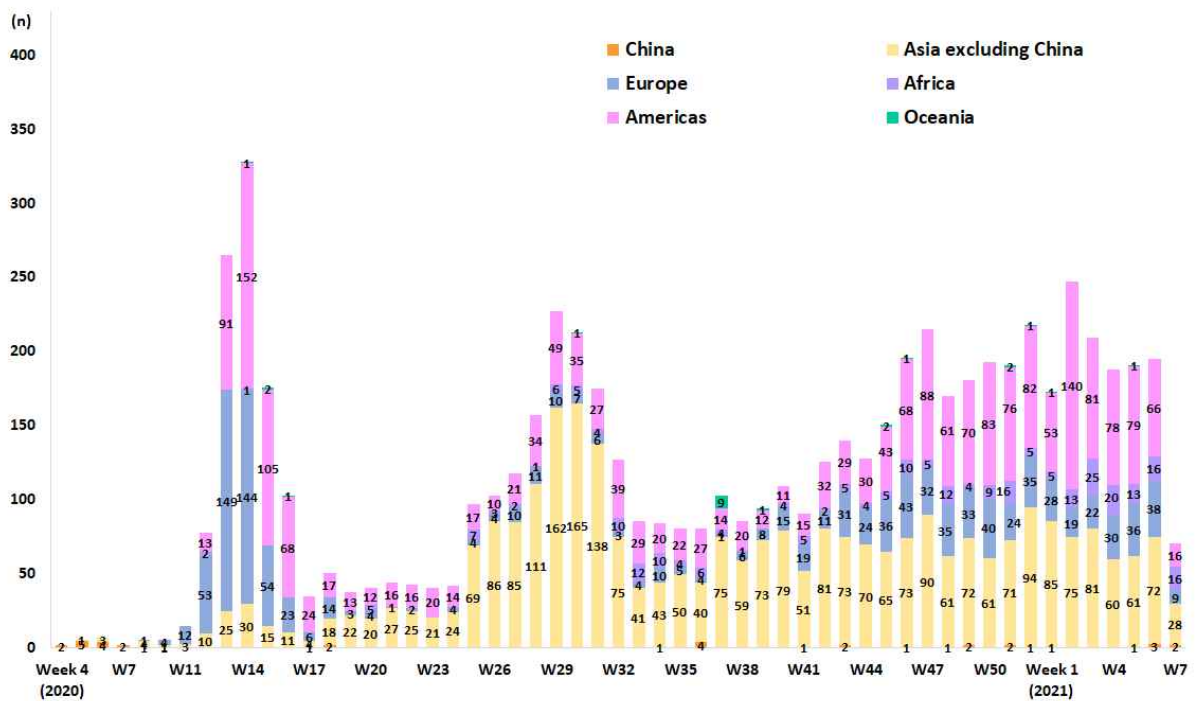
Updates on COVID-19 in Republic of Korea

8 February 2020

NEW CASES (LAST 2 WEEKS) BY CHAIN OF TRANSMISSION



IMPORTED CASES





KDCA

Korea Disease Control and Prevention Agency

Updates on COVID-19 in Republic of Korea

8 February 2020

REGIONAL DISTRIBUTION AND EPIDEMIOLOGICAL LINKS OF CONFIRMED CASES

Region	Confirmed cases									Other major clusters
	Total	Imported cases	Clusters				Other*	Under investigation	New cases	
			Sub-total	Shin-cheonji cluster	Other local clusters	Imported related				
Seoul	25,279	822	9,527	8	9,431	88	8,245	6,685	112	Past large clusters: • Sarang Jeil Church (1173) • Aug 15 Seoul rallies (650) • Seoul Gangseo-gu dance lessons (329) • Nightclubs (277) • Yongjin Woori Jeil Church (221) • Richway (210) • Guro-gu call center (170) • Coupang fulfillment center (152) • Gwangju door-to-door sales (150) • Seoul Noryangjin teacher appointment exam preparation classes (112) • Newly planted churches group (119)
Busan	2,894	121	1,789	12	1,721	56	598	386	9	
Daegu	8,411	131	6,194	4,512	1,675	7	1,150	936	21	
Incheon	3,983	210	1,878	2	1,866	10	1,227	668	18	
Gwangju	1,900	110	1,500	9	1,485	6	159	131	7	
Daejeon	1,125	49	606	2	603	1	302	168	4	
Ulsan	945	85	672	16	652	4	113	75	1	
Sejong	199	25	89	1	87	1	47	38	1	
Gyeonggi	20,646	1,395	7,979	29	7,872	78	6,929	4,343	83	
Gangwon	1,740	65	982	17	964	1	453	240	4	
Chungbuk	1,617	85	862	6	849	7	423	247	0	
Chungnam	2,124	147	1,048	0	1,047	1	558	371	10	
Jeonbuk	1,059	102	728	1	726	1	131	98	0	
Jeonnam	766	65	535	1	524	10	92	74	0	
Gyeongbuk	3,071	137	2,151	565	1,585	1	470	313	6	
Gyeongnam	2,068	141	1,296	33	1,231	32	359	272	4	
Jeju	537	33	344	0	343	1	89	71	0	
Points of Entry	2,821	2,821	0	0	0	0	0	0	9	
Total	81,185 (%)	6,544 (8.1)	38,180 (47.0)	5,214 (6.4)	32,661 (40.2)	305 (0.4)	21,345 (26.3)	15,116 (18.6)	289	

* Includes contacts of confirmed cases

※ The interim classification is based on the reporting location, which may change depending on further epidemiological investigation.