



KDCA

Korea Disease Control and Prevention Agency

Updates on COVID-19 in Republic of Korea

10 February 2021

Local transmission cases as of 0:00 today (cumulative since 3 January 2020)

	Total	City							
		Seoul	Busan	Daegu	Incheon	Gwangju	Daejeon	Ulsan	Sejong
New	414	169	18	14	18	14	0	0	1
Cumulative	75,327	24,712	2,800	8,303	3,805	1,812	1,078	863	176
	Total	Province							
		Gyeonggi	Gangwon	Chung-buk	Chung-nam	Jeon-buk	Jeon-nam	Gyeong-buk	Gyeong-nam
New	157	5	2	2	2	1	2	9	0
Cumulative	19,524	1,683	1,536	1,984	962	702	2,940	1,941	506

Imported cases, as of 0:00 today (cumulative since 3 January 2020)

	Total	Region/Country						Where confirmed		Nationality	
		China	Asia ex-China	Europe	America	Africa	Oceania	Point of Entry	Community	Korean	Other
New	30	0	9	9	9	3	0	6	24	16	14
Total	6,603¹⁾	39¹⁾ (0.6%)	2,955 (44.8%)	1,145 (17.3%)	2,158 (32.7%)	283 (4.3%)	23 (0.3%)	2,837¹⁾ (43.0%)	3,766 (57.0%)	3,609²⁾ (54.7%)	2,994^{1),2)} (45.3%)

* Asia excluding China: Nepal 1, Indonesia 3, India 2, Russia 1, Singapore 1, Pakistan 1,
Europe: Hungary 6, Germany 3,
America: US 8, Mexico 1,
Africa: South Africa 1, Nigeria 1, Ethiopia 1

¹⁾ Corrected duplicate data: February 8, 0:00, Point of Entry -1 (China -1, Point of Entry -1, Foreign nationality -1),

²⁾ Nationality corrected based on new findings from investigation: February 9, 0:00, Foreign national -1, Korean national +1

Case status, as of 0:00 today (cumulative since 3 January 2020)

	Discharged from isolation	Under isolation	Severe/critical cases	Deceased
As of 0:00 9 February 2021 (Tue)	71,676	8,328¹⁾	189	1,482
As of 0:00 10 February 2021 (Wed)	72,226	8,218	184	1,486
Difference	(+)550	(-)110	(-)5	(+)4

* Based on case data reported to the KDCA

** Severe/Critical: COVID-19 patients in isolation being treated with high flow oxygen therapy, mechanical ventilator, ECMO (Extracorporeal Membrane Oxygenation), CRRT (Continuous Renal Replacement Therapy)

※ Figures subject to correction based on findings from epidemiological investigations

¹⁾ Corrected duplicate data: February 8, 0:00, Point of Entry -1



KDCA

Korea Disease Control and
Prevention Agency

Updates on COVID-19 in Republic of Korea

10 February 2021

Recent major local clusters as of 12:00 today

Location	Cluster	New cases	Total cases
Seoul Seongdong-gu	University hospital	3	91
Seoul Gangbuk-gu	Sauna	1	34
Incheon	Interior design firm	10	11
Gyeonggi Bucheon-si	Victory Altar / supplementary learning hagwon	52	53
Gyeonggi Anyang-si	Landscaping business / family	9	10
Gyeonggi Ansan-si	Manufacturing / Islamic mosque	9	10
Gyeonggi Goyang-si	Ballroom dancing	7	19
Gyeonggi Ansan-si	Interior design business	2	48
Gyeonggi Pyeongtaek-si	Manufacturing business	4	57
Chungbuk Chungju-si / Jeonbuk Gimje-si	Meat processing business	9	65
Gwangju Buk-gu	Church 2 / unaccredited education facility of IM mission group	2	226
Daegu Buk-gu	Office	2	45
Daegu Buk-gu	Family	7	17
Daegu Dong-gu	Sport facility	1	18
Busan Seo-gu	Port workers union	3	57
Busan Jung-gu	Rehabilitation hospital	2	28
Busan Haeundae-gu	Care facility	6	17

** The specific figures may differ from the daily reported statistics or figures disclosed by local municipalities due to factors such as report timing and differences in the time period considered*



KDCA

Korea Disease Control and Prevention Agency

Updates on COVID-19 in Republic of Korea

10 February 2021

Overall case and test status as of 0:00 today (cumulative since 3 January 2020)

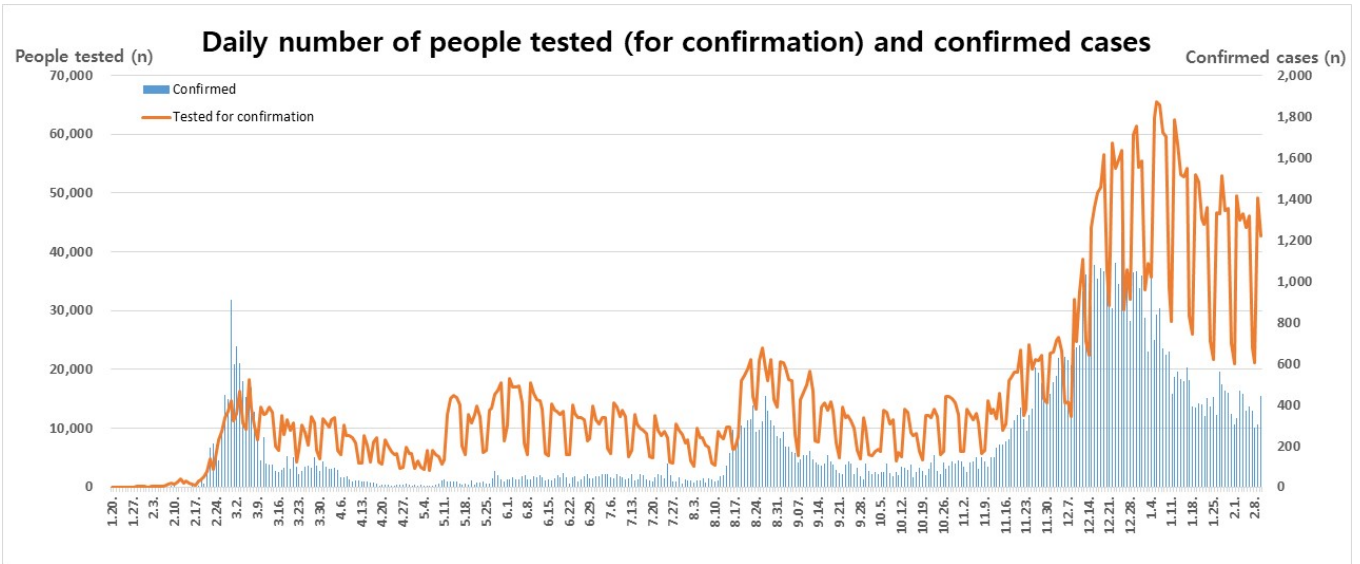
Period (since 3 Jan)	Total	Tested positive (PCR)				Testing in progress	Tested negative (PCR)
		Confirmed	Discharged from isolation	Under isolation	Deceased		
As of 0:00 9 February 2021 (Tue)	5,987,405 ¹⁾	81,486 ¹⁾	71,676	8,328 ¹⁾	1,482	82,630	5,823,289
As of 0:00 10 February 2021 (Wed)	6,030,023	81,930	72,226	8,218	1,486	80,076	5,868,017
Difference	+42,618	+444	+550	-110	+4	-2,554	+44,728

* Based on case data reported to the KDCA

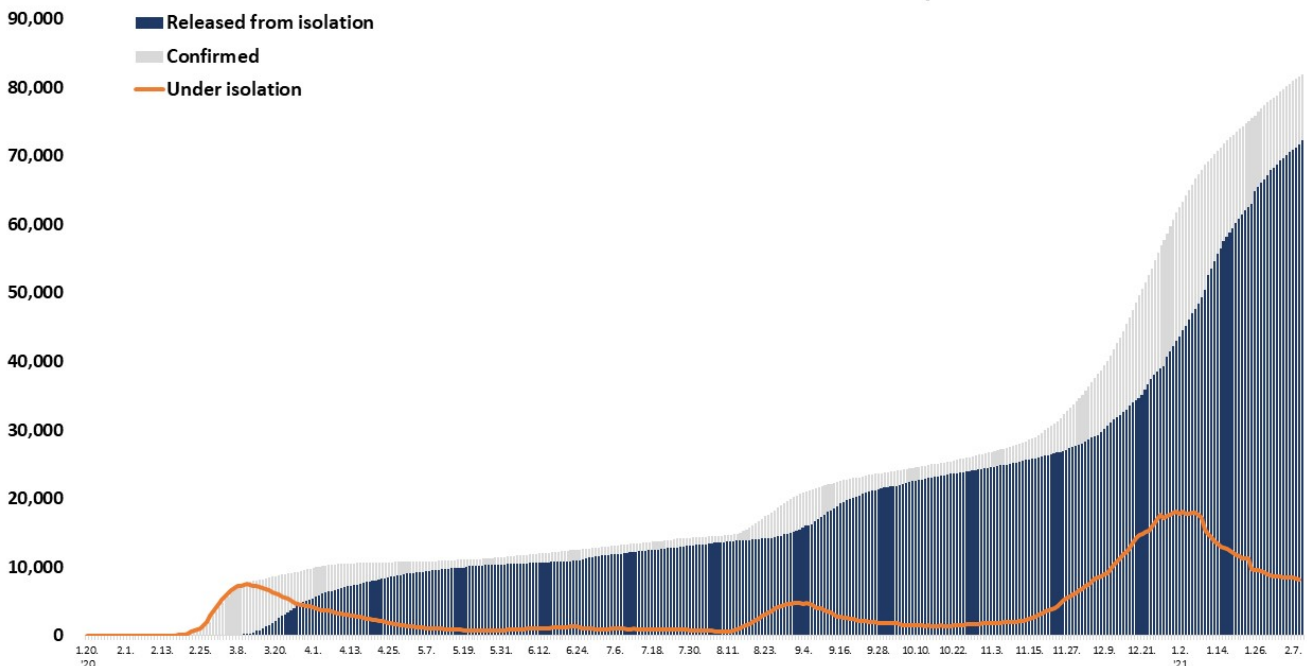
** Testing in progress includes number of completed tests with negative results that are being recorded with delays

※ Figures subject to correction based on findings from epidemiological investigations

¹⁾ Corrected duplicate data: February 8, 0:00, Point of Entry -1



Total confirmed cases of COVID-19 in the Republic of Korea





KDCA

Korea Disease Control and
Prevention Agency

Updates on COVID-19 in Republic of Korea

10 February 2021

Regional distribution of cases as of 0:00 today (cumulative since 3 January 2020)

Region	New cases		Total cases	(%)	Incidence rate* (per 100,000)
	Local	Imported			
Seoul	169	6	25,544	(31.18)	262.43
Busan	18	1	2,922	(3.57)	85.64
Daegu	14	2	8,436	(10.30)	346.24
Incheon	18	2	4,019	(4.91)	135.96
Gwangju	14	0	1,922	(2.35)	131.94
Daejeon	0	0	1,127	(1.38)	76.45
Ulsan	0	0	948	(1.16)	82.65
Sejong	1	0	201	(0.25)	58.72
Gyeonggi	157	12	20,940	(25.56)	158.03
Gangwon	5	0	1,748	(2.13)	113.47
Chungbuk	2	0	1,622	(1.98)	101.41
Chungnam	2	0	2,131	(2.60)	100.40
Jeonbuk	2	0	1,064	(1.30)	58.55
Jeonnam	1	1	768	(0.94)	41.19
Gyeongbuk	2	0	3,078	(3.76)	115.61
Gyeongnam	9	0	2,084	(2.54)	62.00
Jeju	0	0	539	(0.66)	80.36
Border Screening	0	6	2,837 ¹⁾	(3.46)	-
Total	414	30	81,930¹⁾	(100)	158.02

* Total (cumulative) number of cases reported since January 2020 of region / Population of region (based on resident registration data of the Ministry of the Interior as of January 2020)

* Incidence rate based on the number of confirmed cases with the address of the reporting institution

¹⁾ Corrected duplicate data: February 8, 0:00, Point of Entry -1



KDCA

Korea Disease Control and
Prevention Agency

Updates on COVID-19 in Republic of Korea

10 February 2021

Confirmed cases by gender and age group

		New cases (%)	Total cases (%)	Incidence rate* (per 100,000)
Total		444 (100)	81,930 ¹⁾ (100)	158.02
Sex	Male	249 (56.08)	40,330 ¹⁾ (49.22)	155.94
	Female	195 (43.92)	41,600 (50.78)	160.09
Age	80 or above	10 (2.25)	4,065 (4.96)	214.03
	70-79	30 (6.76)	6,274 (7.66)	173.93
	60-69	54 (12.16)	12,859 (15.70)	202.69
	50-59	84 (18.92)	15,360 (18.75)	177.22
	40-49	70 (15.77)	11,793 (14.39)	140.57
	30-39	68 (15.32)	10,471 (12.78)	148.63
	20-29	54 (12.16)	12,411 ¹⁾ (15.15)	182.34
	10-19	52 (11.71)	5,503 (6.72)	111.39
	0-9	22 (4.95)	3,194 (3.90)	76.99

* Total (cumulative) number of cases reported since January 2020 by sex and age / Population by sex and age (based on resident registration data of the Ministry of the Interior as of January 2020)

※ Figures subject to correction based on findings from epidemiological investigations

¹⁾ Corrected duplicate data: February 8, 0:00, Point of Entry -1

Deaths by gender and age group

		New deaths (%)	Total deaths (%)	Case fatality rate (%)
Total		4 (100)	1,486 (100)	1.81
Sex	Male	3 (75.00)	739 (49.73)	1.83
	Female	1 (25.00)	747 (50.27)	1.80
Age	80 or above	3 (75.00)	844 (56.80)	20.76
	70-79	0 (0.00)	404 (27.19)	6.44
	60-69	1 (25.00)	171 (11.51)	1.33
	50-59	0 (0.00)	49 (3.30)	0.32
	40-49	0 (0.00)	12 (0.81)	0.10
	30-39	0 (0.00)	6 (0.40)	0.06
	20-29	0 (0.00)	0 (0.00)	0.00
	10-19	0 (0.00)	0 (0.00)	0.00
	0-9	0 (0.00)	0 (0.00)	0.00

* Case fatality rate (CFR) (%) = Number of deaths / Number of confirmed cases x 100

※ Figures subject to correction based on findings from epidemiological investigations



KDCA

Korea Disease Control and Prevention Agency

Updates on COVID-19 in Republic of Korea

10 February 2021

AGE DISTRIBUTION OF SEVERE/CRITICAL CASES

	1.28.	1.29.	1.30.	1.31.	2.1.	2.2.	2.3.	2.4.	2.5.	2.6.	2.7.	2.8.	2.9.	2.10.
Total	251	239	231	229	225	224	220	211	200	197	190	188	189	184

	Severe/Critical	(%)
Total	184	(100.0)
80 and above	41	(22.3)
70-79	73	(39.7)
60-69	52	(28.3)
50-59	12	(6.5)
40-49	3	(1.6)
30-39	3	(1.6)
20-29	0	(0.0)
10-19	0	(0.0)
0-9	0	(0.0)

* Severe/Critical: COVID-19 patients in isolation being treated with high flow oxygen therapy, mechanical ventilator, ECMO (Extracorporeal Membrane Oxygenation), CRRT (Continuous Renal Replacement Therapy)

* ICU treatment is decided based on the need for intensive care based on factors such as clinical condition and presence of any underlying medical condition and may differ from severe and critical case classification criteria. The number of severe/critical cases may not match the number of patients in ICU.

※ Figures subject to correction based on findings from epidemiological investigations



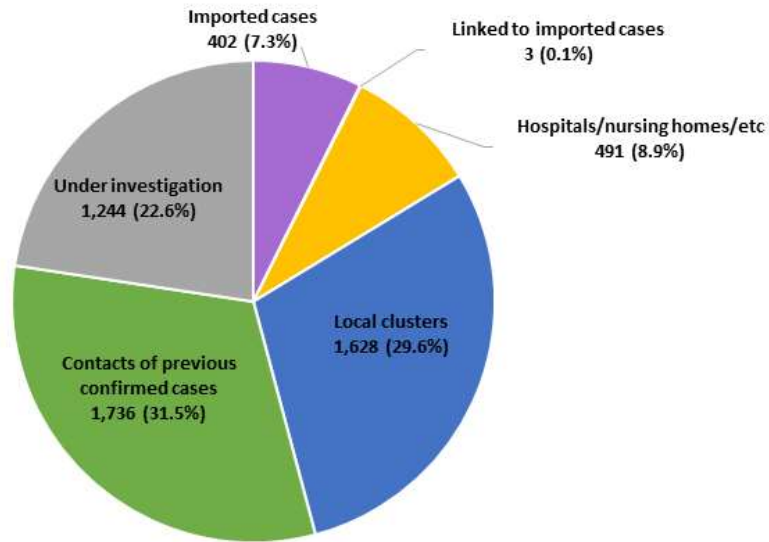
KDCA

Korea Disease Control and Prevention Agency

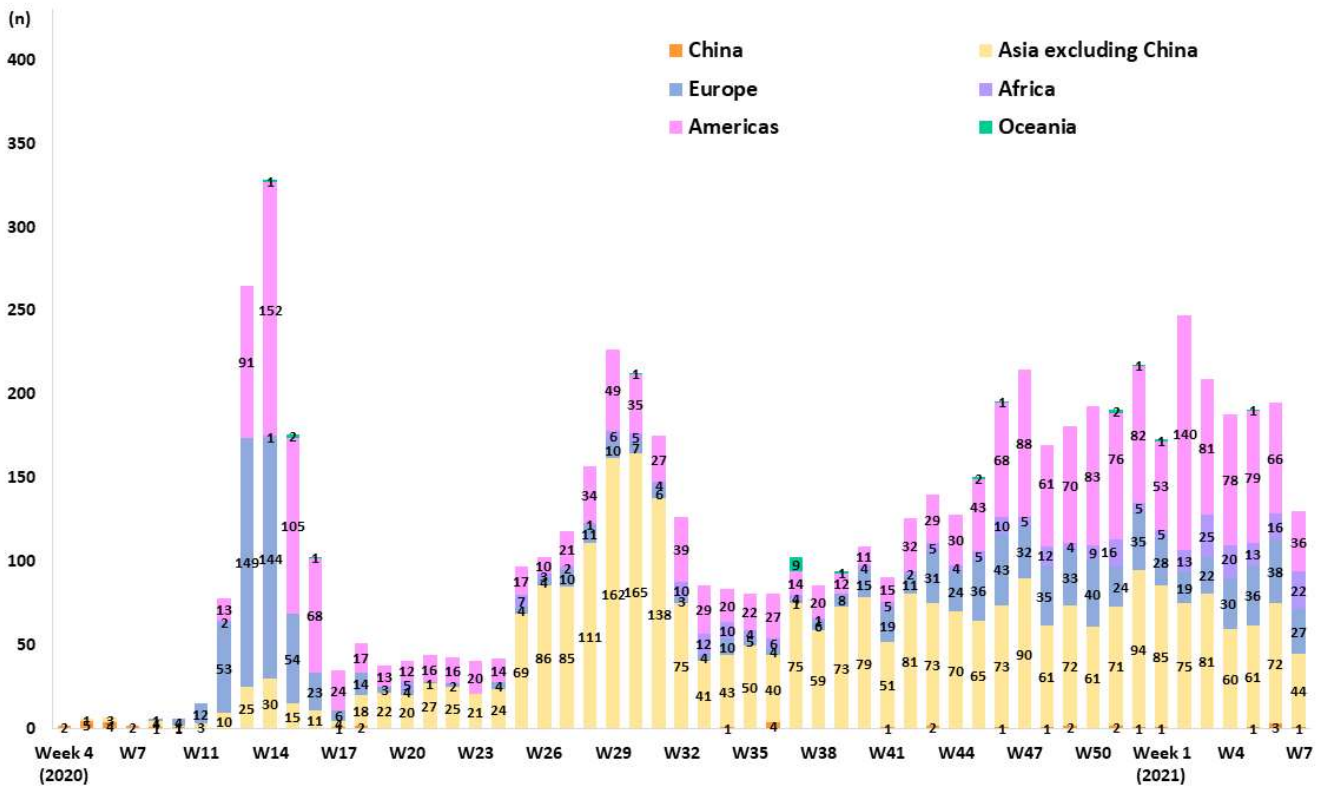
Updates on COVID-19 in Republic of Korea

10 February 2021

NEW CASES (LAST 2 WEEKS) BY CHAIN OF TRANSMISSION



IMPORTED CASES





KDCA

Korea Disease Control and
Prevention Agency

Updates on COVID-19 in Republic of Korea

10 February 2021

REGIONAL DISTRIBUTION AND EPIDEMIOLOGICAL LINKS OF CONFIRMED CASES

Region	Confirmed cases									Other major clusters
	Total	Imported cases	Clusters				Other*	Under investigation	New cases	
			Sub-total	Shin-cheonji cluster	Other local clusters	Imported related				
Seoul	25,544	832	9,615	8	9,518	89	8,311	6,786	175	Past large clusters: • Sarang Jeil Church (1173) • Aug 15 Seoul rallies (650) • Seoul Gangseo-gu dance lessons (329) • Nightclubs (277) • Yongjin Woori Jeil Church (221) • Richway (210) • Guro-gu call center (170) • Coupang fulfillment center (152) • Gwangju door-to-door sales (150) • Seoul Noryangjin teacher appointment exam preparation classes (112) • Newly planted churches group (119)
Busan	2,922	122	1,807	12	1,739	56	602	391	19	
Daegu	8,436	133	6,215	4,512	1,696	7	1,149	939	16	
Incheon	4,019	214	1,889	2	1,877	10	1,245	671	20	
Gwangju	1,922	110	1,517	9	1,502	6	163	132	14	
Daejeon	1,127	49	610	2	607	1	298	170	0	
Ulsan	948	85	672	16	652	4	116	75	0	
Sejong	201	25	89	1	87	1	47	40	1	
Gyeonggi	20,940	1,416	8,082	29	7,975	78	7,037	4,405	169	
Gangwon	1,748	65	1,000	17	982	1	445	238	5	
Chungbuk	1,622	86	862	6	849	7	425	249	2	
Chungnam	2,131	147	1,052	0	1,051	1	561	371	2	
Jeonbuk	1,064	102	740	1	738	1	122	100	2	
Jeonnam	768	66	535	1	524	10	92	75	2	
Gyeongbuk	3,078	138	2,158	565	1,592	1	469	313	2	
Gyeongnam	2,084	143	1,297	33	1,232	32	368	276	9	
Jeju	539	33	346	0	345	1	89	71	0	
Points of Entry	2,837	2,837	0	0	0	0	0	0	6	
Total	81,930 (%)	6,603 (8.1)	38,486 (47.0)	5,214 (6.4)	32,966 (40.2)	306 (0.4)	21,539 (26.3)	15,302 (18.7)	444	

* Includes contacts of confirmed cases

※ The interim classification is based on the reporting location, which may change depending on further epidemiological investigation.