



KDCA

Korea Disease Control and Prevention Agency

Updates on COVID-19 in Republic of Korea

16 February 2021

Local transmission cases as of 0:00 today (cumulative since 3 January 2020)

	Total	City							
		Seoul	Busan	Daegu	Incheon	Gwangju	Daejeon	Ulsan	Sejong
New	429	155	17	11	19	2	4	7	0
Cumulative	77,578¹⁾	25,623¹⁾	2,924	8,364	3,947	1,837	1,098	880	185
	Total	Province							
		Gyeonggi	Gangwon	Chung-buk	Chung-nam	Jeon-buk	Jeon-nam	Gyeong-buk	Gyeong-nam
New	129	4	7	58	5	2	2	6	1
Cumulative	20,210	1,712	1,561	2,087	990	713	2,963	1,969	515

¹⁾ Corrected local reporting error (February 15, 0:00, Seoul -1)

Imported cases, as of 0:00 today (cumulative since 3 January 2020)

	Total	Region/Country						Where confirmed		Nationality	
		China	Asia ex-China	Europe	America	Africa	Oceania	Point of Entry	Community	Korean	Other
New	28	0	13	9	6	0	0	8	20	11	17
Total	6,747	39 (0.6%)	3,014 (44.7%)	1,173 (17.4%)	2,204 (32.7%)	294 (4.4%)	23 (0.3%)	2,884 (42.7%)	3,863 (57.3%)	3,681 (54.6%)	3,066 (45.4%)

* Asia excluding China: Philippines 1, Russia 7, Indonesia 3, Saudi Arabia 1, Pakistan 1, Europe: France 3, Poland 1, Germany 3, Romania 1, Turkey 1, America: US 3, Mexico 1, Brazil 1, Ecuador 1

Case status, as of 0:00 today (cumulative since 3 January 2020)

	Discharged from isolation	Under isolation	Severe/critical cases	Deceased
As of 0:00 15 February 2021 (Mon)	73,794	8,547¹⁾	156	1,527
As of 0:00 16 February 2021 (Tue)	74,551	8,240	166	1,534
Difference	(+)757	(-)307	(+)10	(+)7

* Based on case data reported to the KDCA

** Severe/Critical: COVID-19 patients in isolation being treated with high flow oxygen therapy, mechanical ventilator, ECMO (Extracorporeal Membrane Oxygenation), CRRT (Continuous Renal Replacement Therapy)

※ Figures subject to correction based on findings from epidemiological investigations

¹⁾ Corrected local reporting error (February 15, 0:00, Seoul -1)



KDCA

Korea Disease Control and
Prevention Agency

Updates on COVID-19 in Republic of Korea

16 February 2021

Recent major local clusters as of 12:00 today

Location	Cluster	New cases	Total cases
Seoul Yongsan-gu	University hospital	30	117
Seoul Gangbuk-gu	Sauna	8	42
Seoul Guro-gu	Sport facility	7	41
Seoul Yongsan-gu	Social gathering	4	68
Incheon Seo-gu / Jeonbuk Jeonju-si	Workplace / music classes	15	16
Gyeonggi Gwangju-si	Manufacturing	10	11
Gyeonggi Namyangju / Pocheon	Day and night care center / manufacturing	3	23
Gyeonggi Goyang-si	Ballroom dancing	2	77
Gyeonggi Yeosu-si	Extended family gathering	2	24
Gyeonggi Bucheon-si	Victory altar / supplementary learning hagwon	19	151
Chungnam Asan-si	Heater factory	53	54
Chungnam Dangjin-si	Logistics business	6	52
Daegu Dong-gu	Restaurant	9	10
Busan Buk-gu	Funeral home	10	11

** The specific figures may differ from the daily reported statistics or figures disclosed by local municipalities due to factors such as report timing and differences in the time period considered*



KDCA

Korea Disease Control and Prevention Agency

Updates on COVID-19 in Republic of Korea

16 February 2021

Overall case and test status as of 0:00 today (cumulative since 3 January 2020)

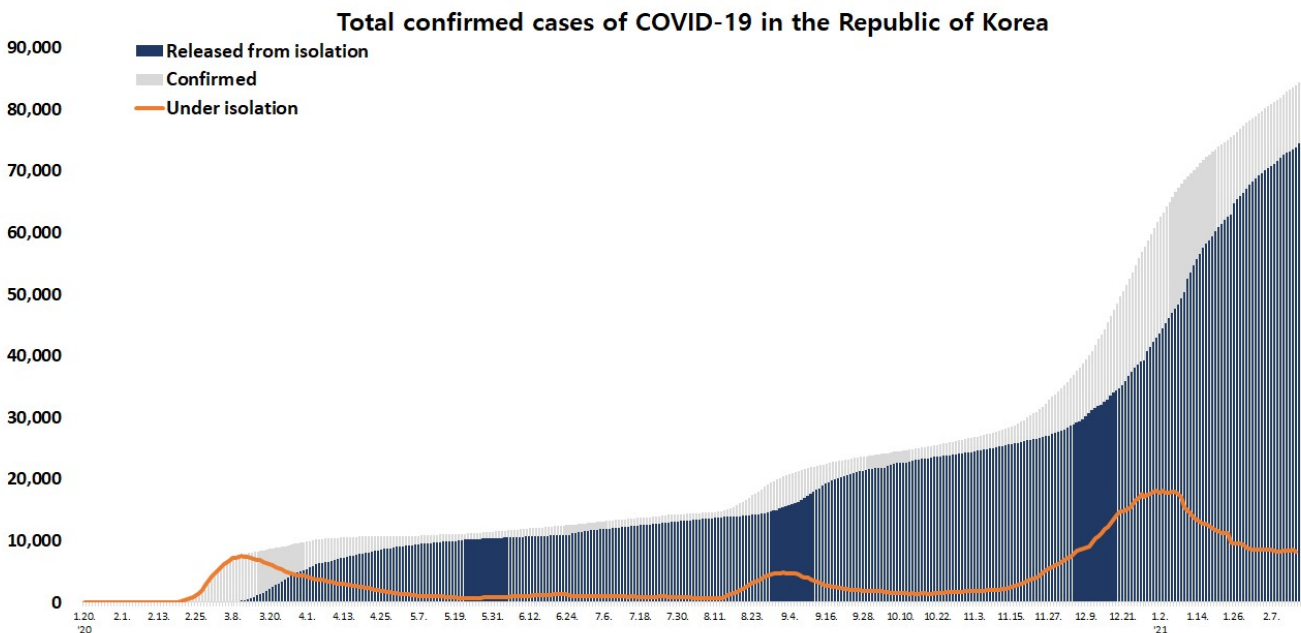
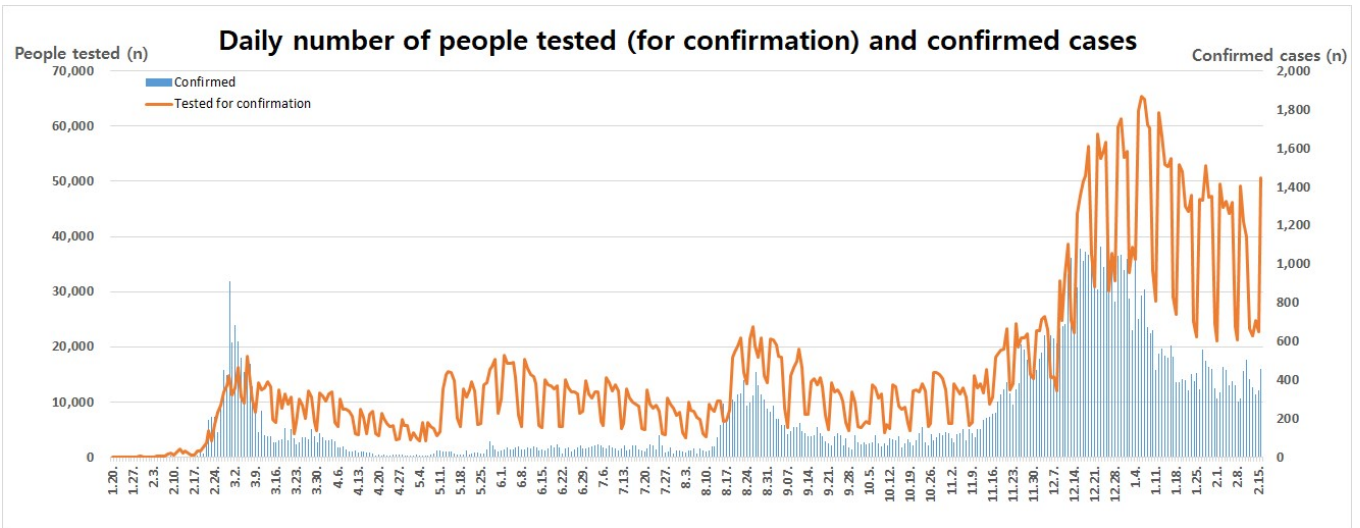
Period (since 3 Jan)	Total	Tested positive (PCR)				Testing in progress	Tested negative (PCR)
		Confirmed	Discharged from isolation	Under isolation	Deceased		
As of 0:00 15 February 2021 (Mon)	6,162,860	83,868 ¹⁾	73,794	8,547 ¹⁾	1,527	80,146	5,998,846 ¹⁾
As of 0:00 16 February 2021 (Tue)	6,213,490	84,325	74,551	8,240	1,534	76,897	6,052,268
Difference	+50,630	+457	+757	-307	+7	-3,249	+53,422

* Based on case data reported to the KDCA

** Testing in progress includes number of completed tests with negative results that are being recorded with delays

※ Figures subject to correction based on findings from epidemiological investigations

¹⁾ Corrected local reporting error (February 15, 0:00, Seoul -1)





KDCA

Korea Disease Control and
Prevention Agency

Updates on COVID-19 in Republic of Korea

16 February 2021

Regional distribution of cases as of 0:00 today (cumulative since 3 January 2020)

Region	New cases		Total cases	(%)	Incidence rate* (per 100,000)
	Local	Imported			
Seoul	155	6	26,484 ¹⁾	(31.41)	272.09
Busan	17	2	3,054	(3.62)	89.51
Daegu	11	1	8,503	(10.08)	348.99
Incheon	19	2	4,169	(4.94)	141.03
Gwangju	2	0	1,951	(2.31)	133.93
Daejeon	4	0	1,150	(1.36)	78.01
Ulsan	7	0	966	(1.15)	84.22
Sejong	0	0	210	(0.25)	61.34
Gyeonggi	129	5	21,648	(25.67)	163.38
Gangwon	4	1	1,778	(2.11)	115.41
Chungbuk	7	0	1,649	(1.96)	103.10
Chungnam	58	0	2,239	(2.66)	105.49
Jeonbuk	5	0	1,093	(1.30)	60.14
Jeonnam	2	0	781	(0.93)	41.88
Gyeongbuk	2	1	3,104	(3.68)	116.58
Gyeongnam	6	2	2,114	(2.51)	62.89
Jeju	1	0	548	(0.65)	81.70
Border Screening	0	8	2,884	(3.42)	-
Total	429	28	84,325¹⁾	(100)	162.64

* Total (cumulative) number of cases reported since January 2020 of region / Population of region (based on resident registration data of the Ministry of the Interior as of January 2020)

* Incidence rate based on the number of confirmed cases with the address of the reporting institution

¹⁾ Corrected local reporting error (February 15, 0:00, Seoul -1)



KDCA

Korea Disease Control and
Prevention Agency

Updates on COVID-19 in Republic of Korea

16 February 2021

Confirmed cases by gender and age group

		New cases (%)	Total cases (%)	Incidence rate* (per 100,000)
Total		457 (100)	84,325 (100)	162.64
Sex	Male	248 (54.27)	41,537 (49.26)	160.60
	Female	209 (45.73)	42,788 (50.74)	164.67
Age	80 or above	15 (3.28)	4,170 (4.95)	219.56
	70-79	27 (5.91)	6,485 (7.69)	179.78
	60-69	67 (14.66)	13,248 (15.71)	208.82
	50-59	73 (15.97)	15,765 (18.70)	181.90
	40-49	78 (17.07)	12,118 (14.37)	144.45
	30-39	76 (16.63)	10,810 (12.82)	153.44
	20-29	65 (14.22)	12,737 (15.10)	187.13
	10-19	31 (6.78)	5,666 (6.72)	114.69
	0-9	25 (5.47)	3,326 (3.94)	80.17

* Total (cumulative) number of cases reported since January 2020 by sex and age / Population by sex and age (based on resident registration data of the Ministry of the Interior as of January 2020)

※ Figures subject to correction based on findings from epidemiological investigations

Deaths by gender and age group

		New deaths (%)	Total deaths (%)	Case fatality rate (%)
Total		7 (100)	1,534 (100)	1.82
Sex	Male	4 (57.14)	762 (49.67)	1.83
	Female	3 (42.86)	772 (50.33)	1.80
Age	80 or above	4 (57.14)	872 (56.84)	20.91
	70-79	3 (42.86)	417 (27.18)	6.43
	60-69	0 (0.00)	176 (11.47)	1.33
	50-59	0 (0.00)	50 (3.26)	0.32
	40-49	0 (0.00)	12 (0.78)	0.10
	30-39	0 (0.00)	6 (0.39)	0.06
	20-29	0 (0.00)	1 (0.07)	0.01
	10-19	0 (0.00)	0 (0.00)	0.00
	0-9	0 (0.00)	0 (0.00)	0.00

* Case fatality rate (CFR) (%) = Number of deaths / Number of confirmed cases x 100

※ Figures subject to correction based on findings from epidemiological investigations



KDCA

Korea Disease Control and
Prevention Agency

Updates on COVID-19 in Republic of Korea

16 February 2021

AGE DISTRIBUTION OF SEVERE/CRITICAL CASES

	2.3.	2.4.	2.5.	2.6.	2.7.	2.8.	2.9.	2.10.	2.11.	2.12.	2.13.	2.14.	2.15.	2.16.
Total	220	211	200	197	190	188	189	184	170	161	157	156	156	166

	Severe/Critical	(%)
Total	166	(100.0)
80 and above	34	(20.5)
70-79	59	(35.5)
60-69	56	(33.7)
50-59	13	(7.8)
40-49	3	(1.8)
30-39	1	(0.6)
20-29	0	(0.0)
10-19	0	(0.0)
0-9	0	(0.0)

* Severe/Critical: COVID-19 patients in isolation being treated with high flow oxygen therapy, mechanical ventilator, ECMO (Extracorporeal Membrane Oxygenation), CRRT (Continuous Renal Replacement Therapy)

* ICU treatment is decided based on the need for intensive care based on factors such as clinical condition and presence of any underlying medical condition and may differ from severe and critical case classification criteria. The number of severe/critical cases may not match the number of patients in ICU.

※ Figures subject to correction based on findings from epidemiological investigations



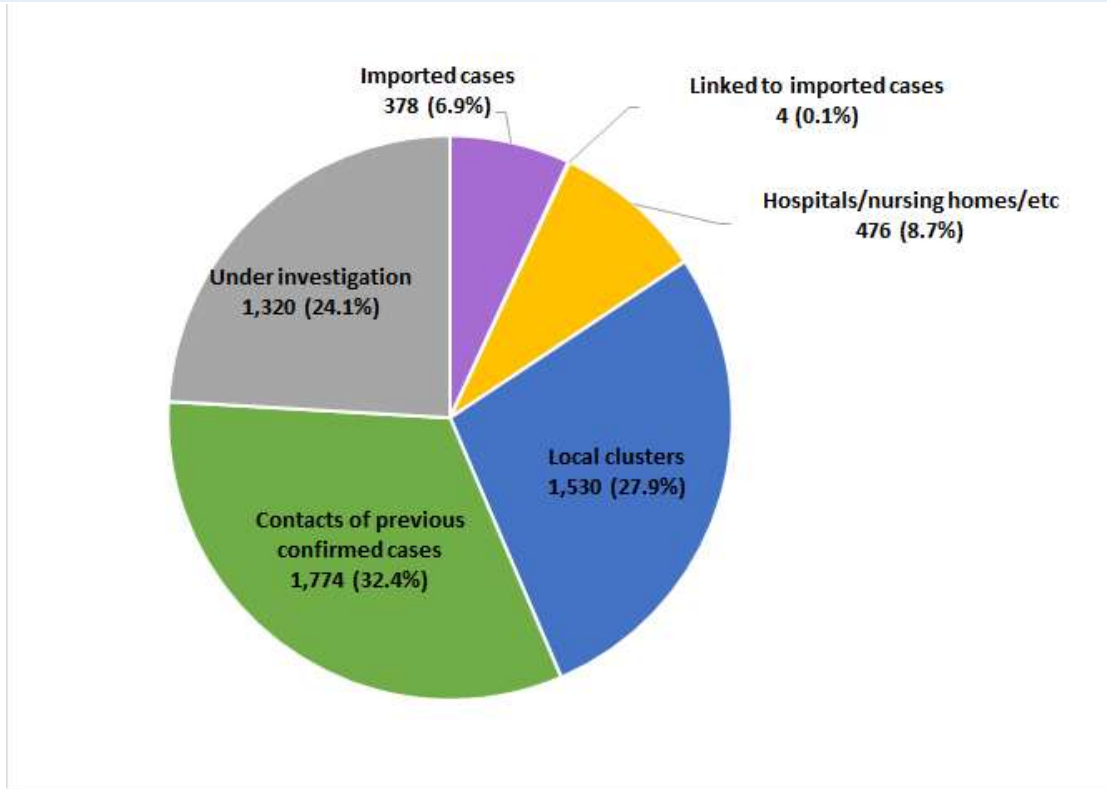
KDCA

Korea Disease Control and Prevention Agency

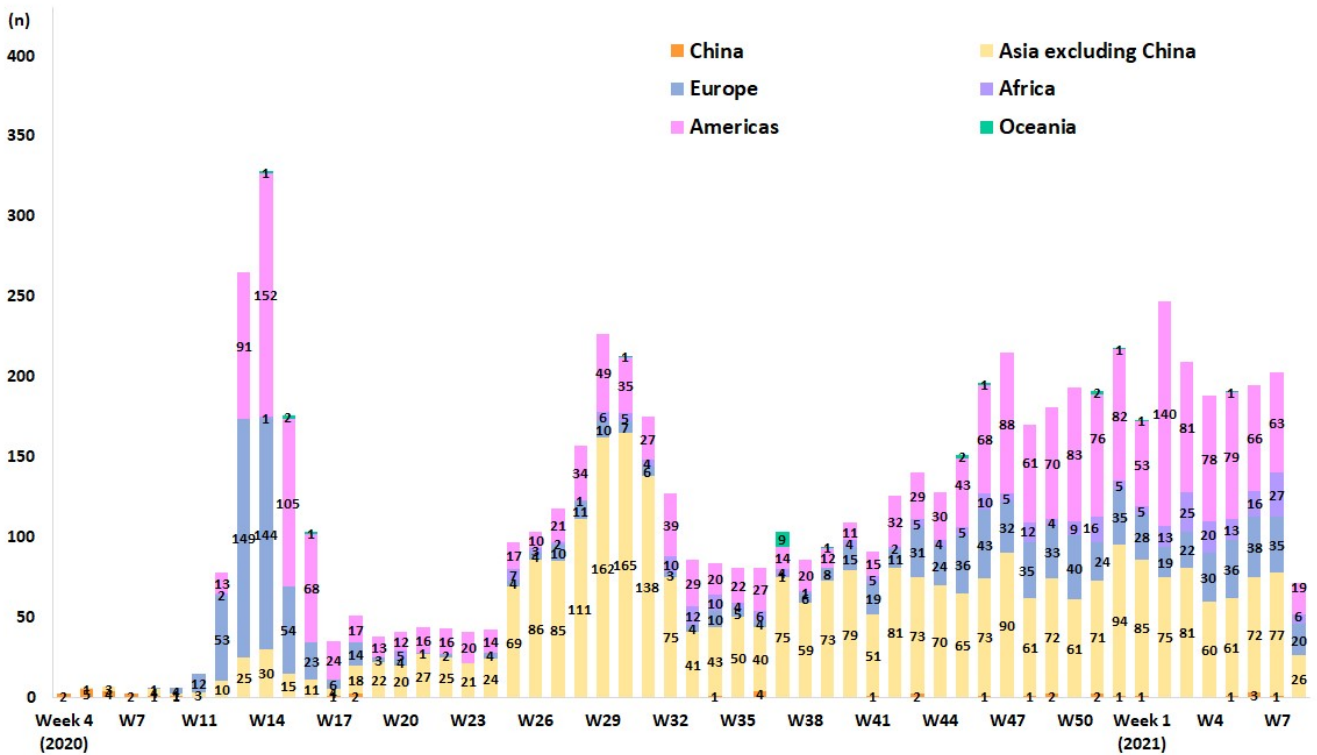
Updates on COVID-19 in Republic of Korea

16 February 2021

NEW CASES (LAST 2 WEEKS) BY CHAIN OF TRANSMISSION



IMPORTED CASES





KDCA

Korea Disease Control and Prevention Agency

Updates on COVID-19 in Republic of Korea

16 February 2021

REGIONAL DISTRIBUTION AND EPIDEMIOLOGICAL LINKS OF CONFIRMED CASES

Region	Confirmed cases									Other major clusters
	Total	Imported cases	Clusters				Other*	Under investigation	New cases	
			Sub-total	Shin-cheonji cluster	Other local clusters	Imported related				
Seoul	26,484	861	9,879	8	9,780	91	8,665	7,079	161	Past large clusters: • Sarang Jeil Church (1173) • Aug 15 Seoul rallies (650) • Seoul Gangseo-gu dance lessons (329) • Nightclubs (277) • Yongjin Woori Jeil Church (221) • Richway (210) • Guro-gu call center (170) • Coupang fulfillment center (152) • Gwangju door-to-door sales (150) • Seoul Noryangjin teacher appointment exam preparation classes (112) • Newly planted churches group (119) • Yongsan-gu construction site (123) • Gangseo-gu religious facility (258)
Busan	3,054	130	1,890	12	1,822	56	617	417	19	
Daegu	8,503	139	6,265	4,512	1,746	7	1,162	937	12	
Incheon	4,169	222	1,976	2	1,964	10	1,273	698	21	
Gwangju	1,951	114	1,568	9	1,553	6	136	133	2	
Daejeon	1,150	52	617	2	614	1	301	180	4	
Ulsan	966	86	682	16	662	4	120	78	7	
Sejong	210	25	96	1	94	1	48	41	0	
Gyeonggi	21,648	1,438	8,448	29	8,340	79	7,225	4,537	134	
Gangwon	1,778	66	1,001	17	983	1	464	247	5	
Chungbuk	1,649	88	870	6	857	7	436	255	7	
Chungnam	2,239	152	1,128	0	1,127	1	568	391	58	
Jeonbuk	1,093	103	761	1	759	1	125	104	5	
Jeonnam	781	68	541	1	530	10	97	75	2	
Gyeongbuk	3,104	141	2,173	565	1,607	1	472	318	3	
Gyeongnam	2,114	145	1,315	33	1,250	32	371	283	8	
Jeju	548	33	347	0	346	1	93	75	1	
Points of Entry	2,884	2,884	0	0	0	0	0	0	8	
Total	84,325 (%)	6,747 (8.0)	39,557 (46.9)	5,214 (6.2)	34,034 (40.4)	309 (0.4)	22,173 (26.3)	15,848 (18.8)	457	

* Includes contacts of confirmed cases

※ The interim classification is based on the reporting location, which may change depending on further epidemiological investigation.