



KDCA

Korea Disease Control and Prevention Agency

Updates on COVID-19 in Republic of Korea

21 February 2021

Local transmission cases as of 0:00 today (cumulative since 3 January 2020)

	Total	City							
		Seoul	Busan	Daegu	Incheon	Gwangju	Daejeon	Ulsan	Sejong
New	391	120	11	6	21	5	0	4	1
Cumulative	80,098	26,465	3,011	8,410	4,077	1,860	1,123	911	190
	Total	Province							
		Gyeonggi	Gangwon	Chung-buk	Chung-nam	Jeon-buk	Jeon-nam	Gyeong-buk	Gyeong-nam
New	170	6	6	10	7	8	6	7	3
Cumulative	21,107	1,732	1,623	2,232	1,019	760	3,043	2,007	528

Imported cases, as of 0:00 today (cumulative since 3 January 2020)

	Total	Region/Country						Where confirmed		Nationality	
		China	Asia ex-China	Europe	America	Africa	Oceania	Point of Entry	Community	Korean	Other
New	25	0	12	5	4	4	0	8	17	14	11
Total	6,894	40 (0.6%)	3,072 (44.7%)	1,203 (17.4%)	2,243 (32.5%)	313 (4.5%)	23 (0.3%)	2,927 (42.5%)	3,967 (57.5%)	3,747 (54.4%)	3,147 (45.6%)

* Asia excluding China: Philippines 1, India 1, Indonesia 4, Russia 3, Pakistan 3
 Europe: UK 4, Spain 1
 America: US 3, Colombia 1
 Africa: Ethiopia 2, Tanzania 1, Chad 1

Case status, as of 0:00 today (cumulative since 3 January 2020)

	Discharged from isolation	Under isolation	Severe/critical cases	Deceased
As of 0:00 20 February 2021 (Sat)	77,083	7,940	156	1,553
As of 0:00 21 February 2021 (Sun)	77,516	7,919	155	1,557
Difference	(+)433	(-)21	(-)1	(+)4

* Based on case data reported to the KDCA

** Severe/Critical: COVID-19 patients in isolation being treated with high flow oxygen therapy, mechanical ventilator, ECMO (Extracorporeal Membrane Oxygenation), CRRT (Continuous Renal Replacement Therapy)

※ Figures subject to correction based on findings from epidemiological investigations



KDCA

Korea Disease Control and
Prevention Agency

Updates on COVID-19 in Republic of Korea

21 February 2021

Recent major local clusters as of 12:00 today

Location	Cluster	New cases	Total cases
Seoul Yongsan-gu	University Hospital	5	206
Seoul Yongsan-gu	Social gathering	2	79
Seoul Guro-gu	Workplace	1	15
Incheon Seo-gu	Trading Company	4	16
Gyeonggi Namyangju-si	Plastic Factory	14	162
Gyeonggi Euijeongbu-si	Dance floor	10	11
Gyeonggi Seongnam-si	Savings Bank	9	19
Gyeonggi Seongnam-si	Convalescent Hospital	12	49
Gyeonggi Yongin-si	Athlete/Fitness Center	13	14
Gyeonggi Yongin-si	Nursing Home/Day Care Center	14	28
Gyeonggi Ansan-si	Manufacturing Company/Mosque	5	39
Chungnam Boryung-si	Social Gathering	11	12
Chungnam Asan-si	Heating Products Factory	5	170
Chungbuk Chungju-si	Car Parts Company	12	13
Jeonnam Muan-gun	Family Gathering	5	13
Gwangju Gwangsan-gu	Family Gathering	1	13
Jeonbuk Wanju-gun	Car Factory 2	10	11
Gyeongbuk Euseong-gun	Family Gathering	6	43
Gyeongbuk Euseong-gun	Hot Spring	1	10
Gyeongbuk Gyeongsan-si	Family 3	2	36
Busan Buk-gu/Ulsan-si	Funeral Home/Golf Practice Center	4	40
Busan Yeongdo-gu	Hospital	3	8
Jeju Jeju-si	Social Gathering	4	5

* The specific figures may differ from the daily reported statistics or figures disclosed by local municipalities due to factors such as report timing and differences in the time period considered



KDCA

Korea Disease Control and Prevention Agency

Updates on COVID-19 in Republic of Korea

21 February 2021

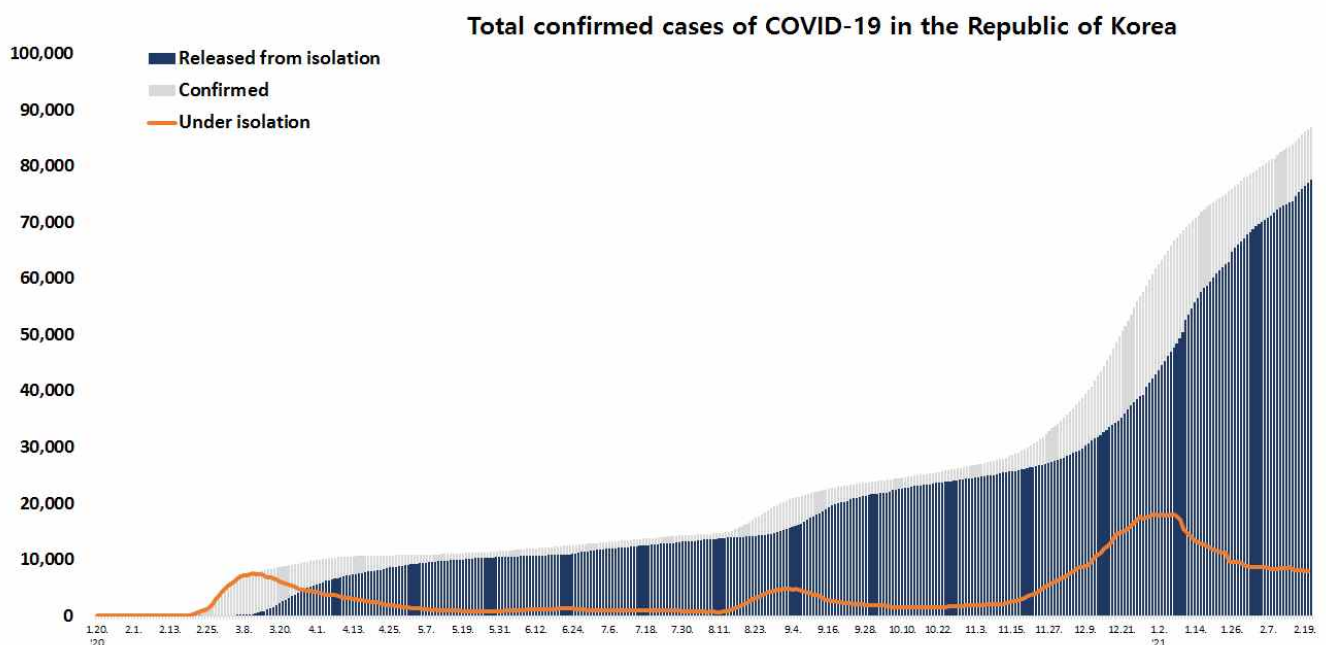
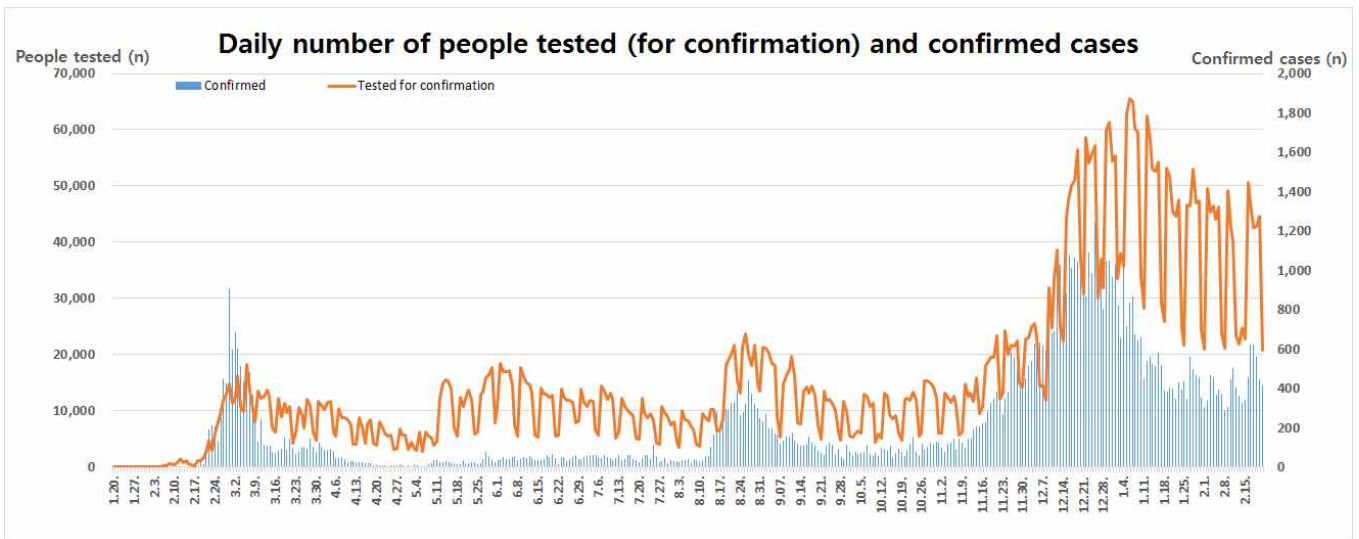
Overall case and test status as of 0:00 today (cumulative since 3 January 2020)

Period (since 3 Jan)	Total	Tested positive (PCR)				Testing in progress	Tested negative (PCR)
		Confirmed	Discharged from isolation	Under isolation	Deceased		
As of 0:00 20 February 2021 (Sat)	6,390,631	86,576	77,083	7,940	1,553	76,137	6,227,918
As of 0:00 21 February 2021 (Sun)	6,411,340	86,992	77,516	7,919	1,557	73,356	6,250,992
Difference	+20,709	+416	+433	-21	+4	-2,781	+23,074

* Based on case data reported to the KDCA

** Testing in progress includes number of completed tests with negative results that are being recorded with delays

※ Figures subject to correction based on findings from epidemiological investigations





KDCA

Korea Disease Control and
Prevention Agency

Updates on COVID-19 in Republic of Korea

21 February 2021

Regional distribution of cases as of 0:00 today (cumulative since 3 January 2020)

Region	New cases		Total cases	(%)	Incidence rate* (per 100,000)
	Local	Imported			
Seoul	120	10	27,360	(31.45)	281.09
Busan	11	1	3,143	(3.61)	92.12
Daegu	6	2	8,554	(9.83)	351.08
Incheon	21	0	4,303	(4.95)	145.56
Gwangju	5	1	1,985	(2.28)	136.27
Daejeon	0	0	1,175	(1.35)	79.71
Ulsan	4	0	998	(1.15)	87.01
Sejong	1	0	215	(0.25)	62.81
Gyeonggi	170	1	22,573	(25.95)	170.36
Gangwon	6	0	1,803	(2.07)	117.04
Chungbuk	6	0	1,712	(1.97)	107.04
Chungnam	10	0	2,388	(2.75)	112.51
Jeonbuk	7	1	1,124	(1.29)	61.85
Jeonnam	8	0	828	(0.95)	44.40
Gyeongbuk	6	1	3,190	(3.67)	119.81
Gyeongnam	7	0	2,153	(2.47)	64.05
Jeju	3	0	561	(0.64)	83.64
Border Screening	0	8	2,927	(3.36)	-
Total	391	25	86,992	(100.00)	167.78

* Total (cumulative) number of cases reported since January 2020 of region / Population of region (based on resident registration data of the Ministry of the Interior as of January 2020)

* Incidence rate based on the number of confirmed cases with the address of the reporting institution



KDCA

Korea Disease Control and
Prevention Agency

Updates on COVID-19 in Republic of Korea

21 February 2021

Confirmed cases by gender and age group

		New cases (%)	Total cases (%)	Incidence rate* (per 100,000)
Total		416 (100)	86,992 (100)	167.78
Sex	Male	204 (49.04)	42,873 (49.28)	165.77
	Female	212 (50.96)	44,119 (50.72)	169.79
Age	80 or above	22 (5.29)	4,281 (4.92)	225.41
	70-79	37 (8.89)	6,646 (7.64)	184.25
	60-69	65 (15.63)	13,644 (15.68)	215.06
	50-59	65 (15.63)	16,216 (18.64)	187.10
	40-49	44 (10.58)	12,476 (14.34)	148.71
	30-39	67 (16.11)	11,285 (12.97)	160.18
	20-29	62 (14.90)	13,125 (15.09)	192.83
	10-19	31 (7.45)	5,831 (6.70)	118.03
	0-9	23 (5.53)	3,488 (4.01)	84.08

* Total (cumulative) number of cases reported since January 2020 by sex and age / Population by sex and age (based on resident registration data of the Ministry of the Interior as of January 2020)

※ Figures subject to correction based on findings from epidemiological investigations

Deaths by gender and age group

		New deaths (%)	Total deaths (%)	Case fatality rate (%)
Total		4 (100)	1,577 (100)	1.79
Sex	Male	2 (50.00)	775 (49.78)	1.81
	Female	2 (50.00)	782 (50.22)	1.77
Age	80 or above	2 (50.00)	883 (56.71)	20.63
	70-79	1 (25.00)	424 (27.23)	6.38
	60-69	1 (25.00)	180 (11.56)	1.32
	50-59	0 (0.00)	51 (3.28)	0.31
	40-49	0 (0.00)	12 (0.77)	0.10
	30-39	0 (0.00)	6 (0.39)	0.05
	20-29	0 (0.00)	1 (0.06)	0.01
	10-19	0 (0.00)	0 (0.00)	0.00
	0-9	0 (0.00)	0 (0.00)	0.00

* Case fatality rate (CFR) (%) = Number of deaths / Number of confirmed cases x 100

※ Figures subject to correction based on findings from epidemiological investigations



KDCA

Korea Disease Control and Prevention Agency

Updates on COVID-19 in Republic of Korea

21 February 2021

AGE DISTRIBUTION OF SEVERE/CRITICAL CASES

	2.8.	2.9.	2.10.	2.11.	2.12.	2.13.	2.14.	2.15.	2.16.	2.17.	2.18.	2.19.	2.20.	2.21.
Total	188	189	184	170	161	157	156	156	166	169	161	153	156	155

	Severe/Critical	(%)
Total	155	(100.0)
80 and above	31	(20.0)
70-79	58	(37.4)
60-69	48	(31.0)
50-59	15	(9.7)
40-49	3	(1.9)
30-39	0	(0.0)
20-29	0	(0.0)
10-19	0	(0.0)
0-9	0	(0.0)

* Severe/Critical: COVID-19 patients in isolation being treated with high flow oxygen therapy, mechanical ventilator, ECMO (Extracorporeal Membrane Oxygenation), CRRT (Continuous Renal Replacement Therapy)

* ICU treatment is decided based on the need for intensive care based on factors such as clinical condition and presence of any underlying medical condition and may differ from severe and critical case classification criteria. The number of severe/critical cases may not match the number of patients in ICU.

※ Figures subject to correction based on findings from epidemiological investigations



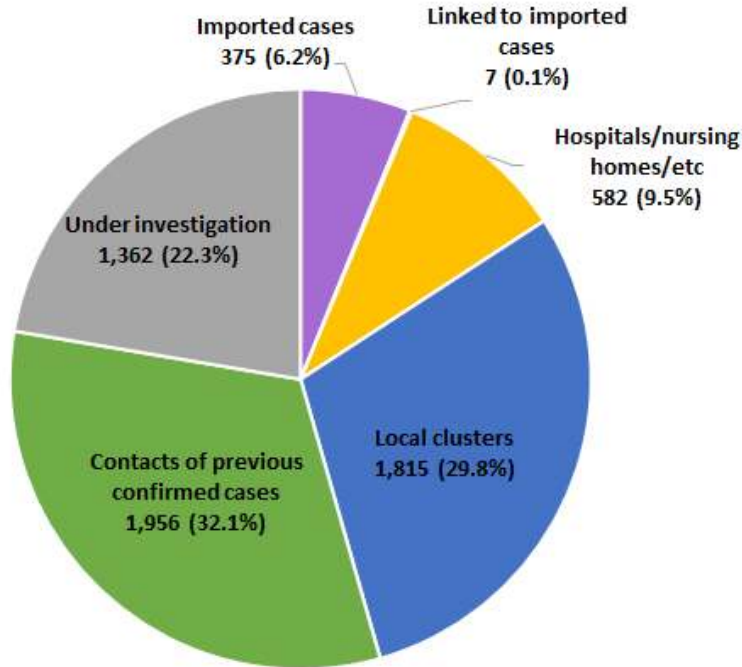
KDCA

Korea Disease Control and Prevention Agency

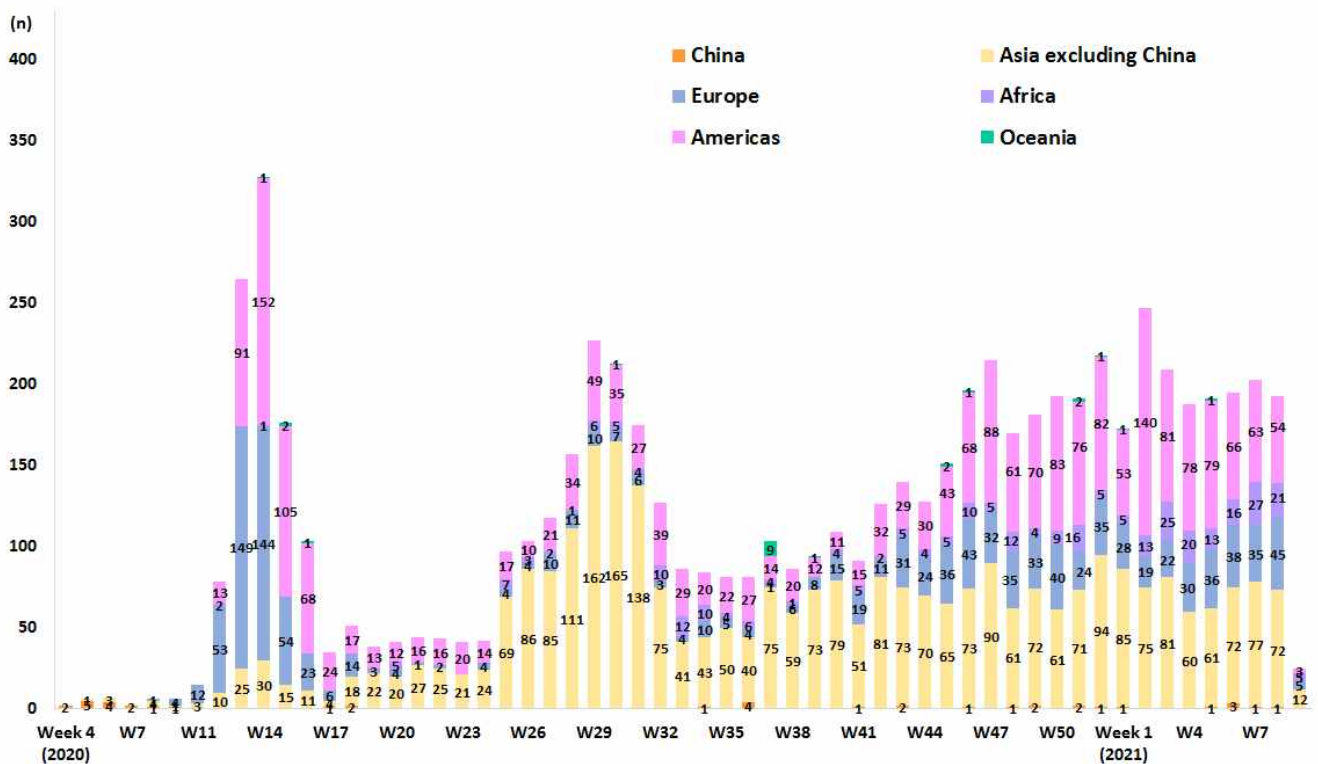
Updates on COVID-19 in Republic of Korea

21 February 2021

NEW CASES (LAST 2 WEEKS) BY CHAIN OF TRANSMISSION



IMPORTED CASES





KDCA

Korea Disease Control and Prevention Agency

Updates on COVID-19 in Republic of Korea

21 February 2021

REGIONAL DISTRIBUTION AND EPIDEMIOLOGICAL LINKS OF CONFIRMED CASES

Region	Confirmed cases									Other major clusters
	Total	Imported cases	Clusters				Other*	Under investigation	New cases	
			Sub-total	Shin-cheonji cluster	Other local clusters	Imported related				
Seoul	27,360	895	10,227	8	10,125	94	8,969	7,269	130	Past large clusters: • Sarang Jeil Church (1173) • Aug 15 Seoul rallies (650) • Seoul Gangseo-gu dance lessons (329) • Nightclubs (277) • Yongjin Woori Jeil Church (221) • Richway (210) • Guro-gu call center (170) • Coupang fulfillment center (152) • Gwangju door-to-door sales (150) • Seoul Noryangjin teacher appointment exam preparation classes (112) • Newly planted churches group (119)
Busan	3,143	132	1,980	12	1,912	56	610	421	12	
Daegu	8,554	144	6,316	4,512	1,797	7	1,154	940	8	
Incheon	4,303	226	2,045	2	2,033	10	1,307	725	21	
Gwangju	1,985	125	1,597	9	1,582	6	127	136	6	
Daejeon	1,175	52	637	2	634	1	307	179	0	
Ulsan	998	87	710	16	690	4	126	75	4	
Sejong	215	25	97	1	95	1	50	43	1	
Gyeonggi	22,573	1,466	8,853	29	8,745	79	7,519	4,735	171	
Gangwon	1,803	71	1,026	17	1,008	1	459	247	6	
Chungbuk	1,712	89	915	6	902	7	444	264	6	
Chungnam	2,388	156	1,250	0	1,249	1	588	394	10	
Jeonbuk	1,124	105	790	1	788	1	122	107	8	
Jeonnam	828	68	585	1	573	11	95	80	8	
Gyeongbuk	3,190	147	2,239	565	1,673	1	474	330	7	
Gyeongnam	2,153	146	1,352	33	1,287	32	364	291	7	
Jeju	561	33	355	0	354	1	99	74	3	
Points of Entry	2,927	2,927	0	0	0	0	0	0	8	
Total	86,992 (%)	6,894 (7.9)	40,974 (47.1)	5,214 (6.0)	35,447 (40.7)	313 (0.4)	22,814 (26.2)	16,310 (18.7)	416	

* Includes contacts of confirmed cases

※ The interim classification is based on the reporting location, which may change depending on further epidemiological investigation.