



KDCA

Korea Disease Control and Prevention Agency

# Updates on COVID-19 in Republic of Korea

24 February 2021

## Local transmission cases as of 0:00 today (cumulative since 3 January 2020)

	Total	City							
		Seoul	Busan	Daegu	Incheon	Gwangju	Daejeon	Ulsan	Sejong
<b>New</b>	<b>417</b>	138	13	17	17	35	2	1	2
<b>Cumulative</b>	<b>81,157<sup>1)</sup></b>	26,822 <sup>1)</sup>	3,048	8,438	4,124	1,905	1,127	913	193
	Total	Province							
		Gyeonggi	Gangwon	Chung-buk	Chung-nam	Jeon-buk	Jeon-nam	Gyeong-buk	Gyeong-nam
<b>New</b>	<b>137</b>	9	1	12	8	1	15	7	2
<b>Cumulative</b>	<b>21,482</b>	1,774	1,635	2,258	1,038	770	3,076	2,024	530

<sup>1)</sup> Corrected local reporting error : Seoul -1 (Feb. 23, 0:00)

## Imported cases, as of 0:00 today (cumulative since 3 January 2020)

	Total	Region/Country						Where confirmed		Nationality	
		China	Asia ex-China	Europe	America	Africa	Oceania	Point of Entry	Community	Korean	Other
<b>New</b>	<b>23</b>	0	11	1	9	2	0	4	19	10	13
<b>Total</b>	<b>6,963</b>	40 (0.6%)	3,102 (44.5%)	1,212 (17.4%)	2,267 (32.6%)	319 (4.6%)	23 (0.3%)	2,940 (42.2%)	4,023 (57.8%)	3,774 (54.2%)	3,189 (45.8%)

\* Asia excluding China : Philippines 1, Nepal 1, Russia 1, India 1, Indonesia 2, Japan 3, Saudi Arabia 2  
 Europe : Belarus 1  
 America : US 7, Colombia 1, Mexico 1  
 Africa : Nigeria 1, Morocco 1

## Case status, as of 0:00 today (cumulative since 3 January 2020)

	Discharged from isolation	Under isolation	Severe/critical cases	Deceased
<b>As of 0:00 23 February 2021 (Tues)</b>	<b>78,394</b>	<b>7,713<sup>1)</sup></b>	<b>148</b>	<b>1,573</b>
<b>As of 0:00 24 February 2021 (Wed)</b>	<b>79,050</b>	<b>7,494</b>	<b>140</b>	<b>1,576</b>
<b>Difference</b>	<b>(+)656</b>	<b>(-)219</b>	<b>(-)8</b>	<b>(+)3</b>

\* Based on case data reported to the KDCA

\*\* Severe/Critical: COVID-19 patients in isolation being treated with high flow oxygen therapy, mechanical ventilator, ECMO (Extracorporeal Membrane Oxygenation), CRRT (Continuous Renal Replacement Therapy)

※ Figures subject to correction based on findings from epidemiological investigations



KDCA

Korea Disease Control and  
Prevention Agency

# Updates on COVID-19 in Republic of Korea

24 February 2021

## Recent major local clusters as of 12:00 today

Location	Cluster	New cases	Total cases
Seoul Jungnang-gu	Care facility	8	9
Seoul Yongsan-gu	University hospital	4	231
Seoul Yongsan-gu	Social gathering	2	81
Gyeonggi Goyang-si	Church	12	33
Gyeonggi Namyangju-si	Plastic factory	5	184
Gyeonggi Seongnam-si	Family gathering	9	10
Gyeonggi Seongnam-si	Ballroom dancing	8	70
Gyeonggi Suwon-si	Family / social gathering	11	12
Gyeonggi Yongin-si	Nursing home / preschool	3	35
Gyeonggi Pyeongtaek-si	Church	10	11
Gyeonggi Pyeongtaek-si	Expat meeting	9	10
Chungnam Asan-si	Heater factory	10	183
Gwangju Seo-gu	Call center	24	25
Jeonbuk Wanju-gun	Automobile factory 2	3	27
Daegu Buk-gu	Hospital	6	29
Daegu Dong-gu	Restaurant	9	19
Gyeongbuk Uiseong-gun	Family gathering / hot spring	19	86
Busan Yeongdo-gu	Hospital	1	17
Gangwon Jeongseon-gun	Church	7	29

\* The specific figures may differ from the daily reported statistics or figures disclosed by local municipalities due to factors such as report timing and differences in the time period considered

## Weekly risk assessment indicators

	1.24.~1.30.	1.31.~2.6.	2.7.~2.13.	2.14.~2.20.	
Daily average confirmed cases (n)	Local	424.0	354.4	353.1	454.6
	Imported	27.3	27.9	29.0	27.6
	Total	451.3	382.3	382.1	482.1
Cases with chain of transmission under investigation (%) (n)	19.0(599/3,159)	21.1(564/2,676)	23.9(640/2,675)	22.2(750/3,375)	
Percentage under management <sup>1)</sup>	39.3	44.8	43.0	43.1	
Reproduction number (Rt)	0.82	0.95	0.96	1.12	
New clusters	38 (▲2 <sup>2)</sup> )	38 (▲1 <sup>2)</sup> )	30 (▲18 <sup>2)</sup> )	20 <sup>3)</sup>	
Average critical/severe patients (n)	260	215	177	160	
Number of deaths (n)	77	50	50	39	
Number of ICU available	476	723	771	772	

<sup>1)</sup> Of the new cases, percent confirmed while under quarantine

<sup>2)</sup> Reclassified as belonging to a cluster due to epidemiological link found

<sup>3)</sup> Figure not final due to ongoing investigation

※ All figures subject to change upon new findings from investigation



KDCA

Korea Disease Control and Prevention Agency

# Updates on COVID-19 in Republic of Korea

24 February 2021

Overall case and test status as of 0:00 today (cumulative since 3 January 2020)

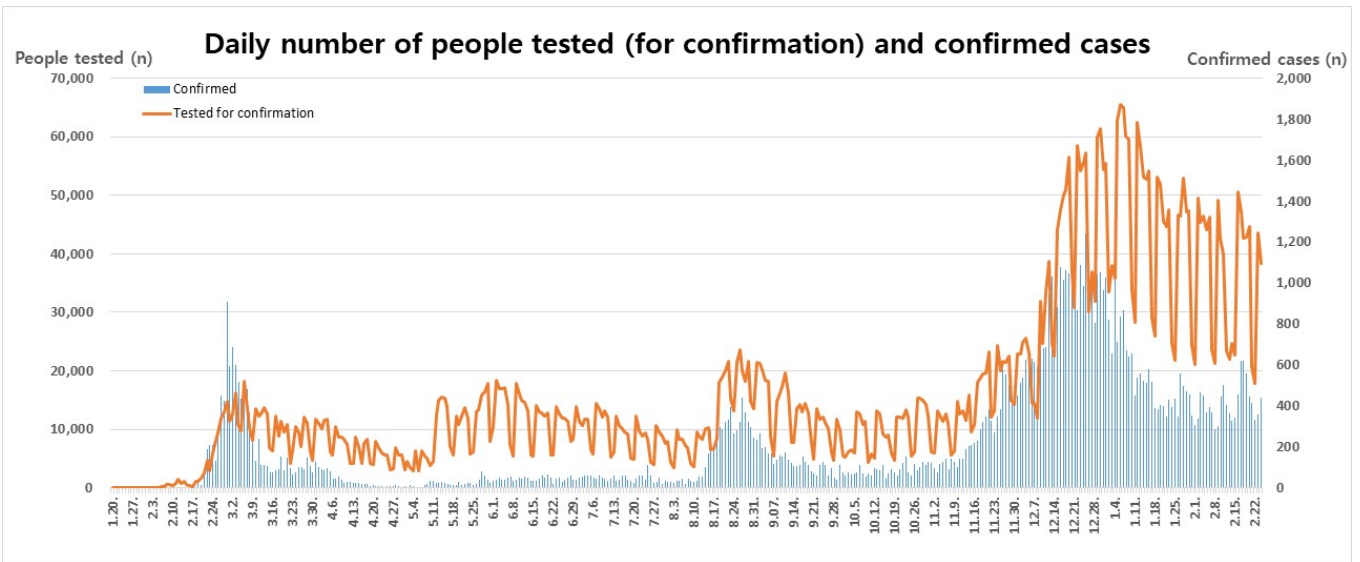
Period (since 3 Jan)	Total	Tested positive (PCR)				Testing in progress	Tested negative (PCR)
		Confirmed	Discharged from isolation	Under isolation	Deceased		
As of 0:00 23 February 2021 (Tues)	6,472,679	87,680 <sup>1)</sup>	78,394	7,713 <sup>1)</sup>	1,573	74,065	6,310,934 <sup>1)</sup>
As of 0:00 24 February 2021 (Wed)	6,510,988	88,120	79,050	7,494	1,576	74,988	6,347,880
Difference	+38,309	+440	+656	-219	+3	+923	+36,946

\* Based on case data reported to the KDCA

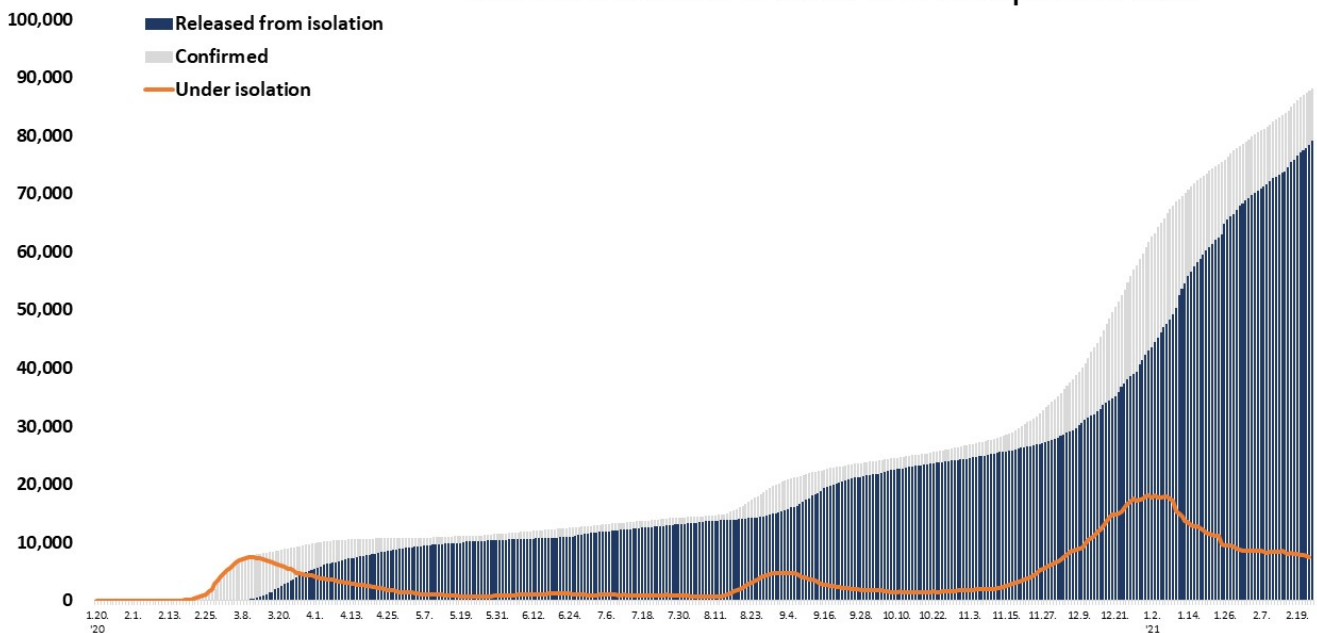
\*\* Testing in progress includes number of completed tests with negative results that are being recorded with delays

※ Figures subject to correction based on findings from epidemiological investigations

<sup>1)</sup> Corrected local reporting error : Seoul -1 (Feb. 23, 0:00)



## Total confirmed cases of COVID-19 in the Republic of Korea





KDCA

Korea Disease Control and  
Prevention Agency

# Updates on COVID-19 in Republic of Korea

24 February 2021

## Regional distribution of cases as of 0:00 today (cumulative since 3 January 2020)

Region	New cases		Total cases	(% )	Incidence rate* (per 100,000)
	Local	Imported			
Seoul	138	6	27,735 <sup>1)</sup>	(31.47)	284.94
Busan	13	0	3,180	(3.61)	93.21
Daegu	17	2	8,587	(9.74)	352.43
Incheon	17	1	4,354	(4.94)	147.29
Gwangju	35	0	2,032	(2.31)	139.49
Daejeon	2	0	1,181	(1.34)	80.11
Ulsan	1	0	1,002	(1.14)	87.36
Sejong	2	0	218	(0.25)	63.68
Gyeonggi	137	6	22,964	(26.06)	173.31
Gangwon	9	0	1,846	(2.09)	119.83
Chungbuk	1	0	1,724	(1.96)	107.79
Chungnam	12	0	2,414	(2.74)	113.74
Jeonbuk	8	0	1,143	(1.30)	62.90
Jeonnam	1	0	838	(0.95)	44.94
Gyeongbuk	15	3	3,227	(3.66)	121.20
Gyeongnam	7	1	2,172	(2.46)	64.62
Jeju	2	0	563	(0.64)	83.94
Border Screening	0	4	2,940	(3.34)	-
<b>Total</b>	<b>417</b>	<b>23</b>	<b>88,120<sup>1)</sup></b>	<b>(100)</b>	<b>169.96</b>

\* Total (cumulative) number of cases reported since January 2020 of region / Population of region (based on resident registration data of the Ministry of the Interior as of January 2020)

\* Incidence rate based on the number of confirmed cases with the address of the reporting institution

<sup>1)</sup> Corrected local reporting error : Seoul -1 (Feb. 23, 0:00)



KDCA

Korea Disease Control and  
Prevention Agency

# Updates on COVID-19 in Republic of Korea

24 February 2021

## Confirmed cases by gender and age group

		New cases (%)	Total cases (%)	Incidence rate* (per 100,000)
Total		440 (100)	88,120 (100)	169.96
Sex	Male	208 (47.27)	43,433 (49.29)	167.94
	Female	232 (52.73)	44,687 (50.71)	171.97
Age	80 or above	17 (3.86)	4,329 (4.91)	227.93
	70-79	34 (7.73)	6,721 (7.63)	186.33
	60-69	62 (14.09)	13,816 (15.68)	217.77
	50-59	70 (15.91)	16,403 (18.61)	189.26
	40-49	65 (14.77)	12,616 (14.32)	150.38
	30-39	70 (15.91)	11,461 (13.01)	162.68
	20-29	71 (16.14)	13,310 (15.10)	195.55
	10-19	30 (6.82)	5,913 (6.71)	119.69
	0-9	21 (4.77)	3,551 (4.03)	85.59

\* Total (cumulative) number of cases reported since January 2020 by sex and age / Population by sex and age (based on resident registration data of the Ministry of the Interior as of January 2020)

※ Figures subject to correction based on findings from epidemiological investigations

## Deaths by gender and age group

		New deaths (%)	Total deaths (%)	Case fatality rate (%)
Total		3 (100)	1,576 (100)	1.79
Sex	Male	2 (66.67)	784 (49.75)	1.81
	Female	1 (33.33)	792 (50.25)	1.77
Age	80 or above	1 (33.33)	892 (56.60)	20.61
	70-79	1 (33.33)	431 (27.35)	6.41
	60-69	0 (0.00)	182 (11.55)	1.32
	50-59	1 (33.33)	52 (3.30)	0.32
	40-49	0 (0.00)	12 (0.76)	0.10
	30-39	0 (0.00)	6 (0.38)	0.05
	20-29	0 (0.00)	1 (0.06)	0.01
	10-19	0 (0.00)	0 (0.00)	0.00
	0-9	0 (0.00)	0 (0.00)	0.00

\* Case fatality rate (CFR) (%) = Number of deaths / Number of confirmed cases x 100

※ Figures subject to correction based on findings from epidemiological investigations



KDCA

Korea Disease Control and  
Prevention Agency

# Updates on COVID-19 in Republic of Korea

24 February 2021

## AGE DISTRIBUTION OF SEVERE/CRITICAL CASES

	2.11.	2.12.	2.13.	2.14.	2.15.	2.16.	2.17.	2.18.	2.19.	2.20.	2.21.	2.22.	2.23.	2.24.
<b>Total</b>	170	161	157	156	156	166	169	161	153	156	155	146	148	140

	Severe/Critical	( % )
<b>Total</b>	<b>140</b>	<b>( 100.0 )</b>
80 and above	33	( 23.6 )
70-79	49	( 35.0 )
60-69	43	( 30.7 )
50-59	14	( 10.0 )
40-49	0	( 0.0 )
30-39	1	( 0.7 )
20-29	0	( 0.0 )
10-19	0	( 0.0 )
0-9	0	( 0.0 )

\* Severe/Critical: COVID-19 patients in isolation being treated with high flow oxygen therapy, mechanical ventilator, ECMO (Extracorporeal Membrane Oxygenation), CRRT (Continuous Renal Replacement Therapy)

\* ICU treatment is decided based on the need for intensive care based on factors such as clinical condition and presence of any underlying medical condition and may differ from severe and critical case classification criteria. The number of severe/critical cases may not match the number of patients in ICU.

※ Figures subject to correction based on findings from epidemiological investigations



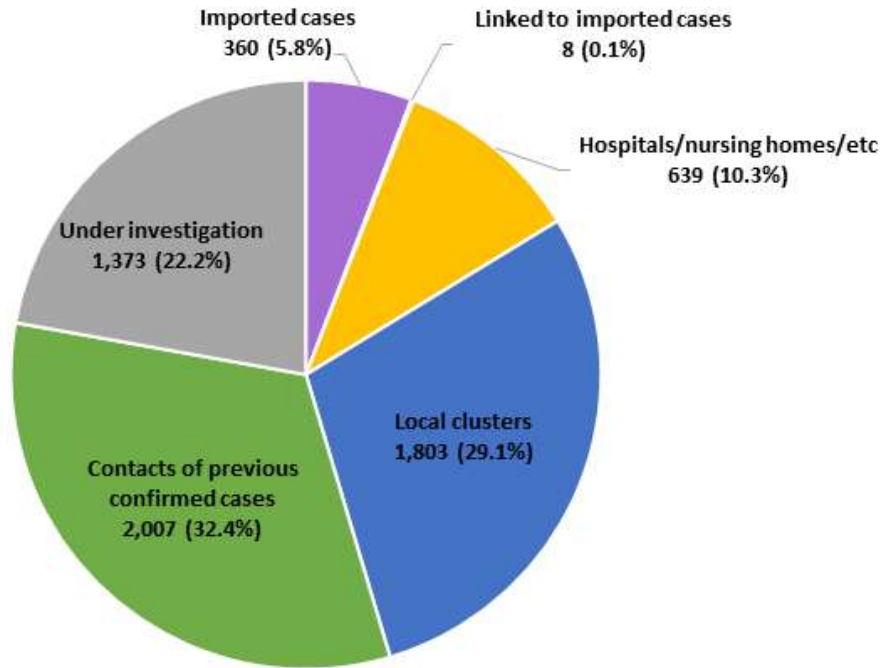
KDCA

Korea Disease Control and Prevention Agency

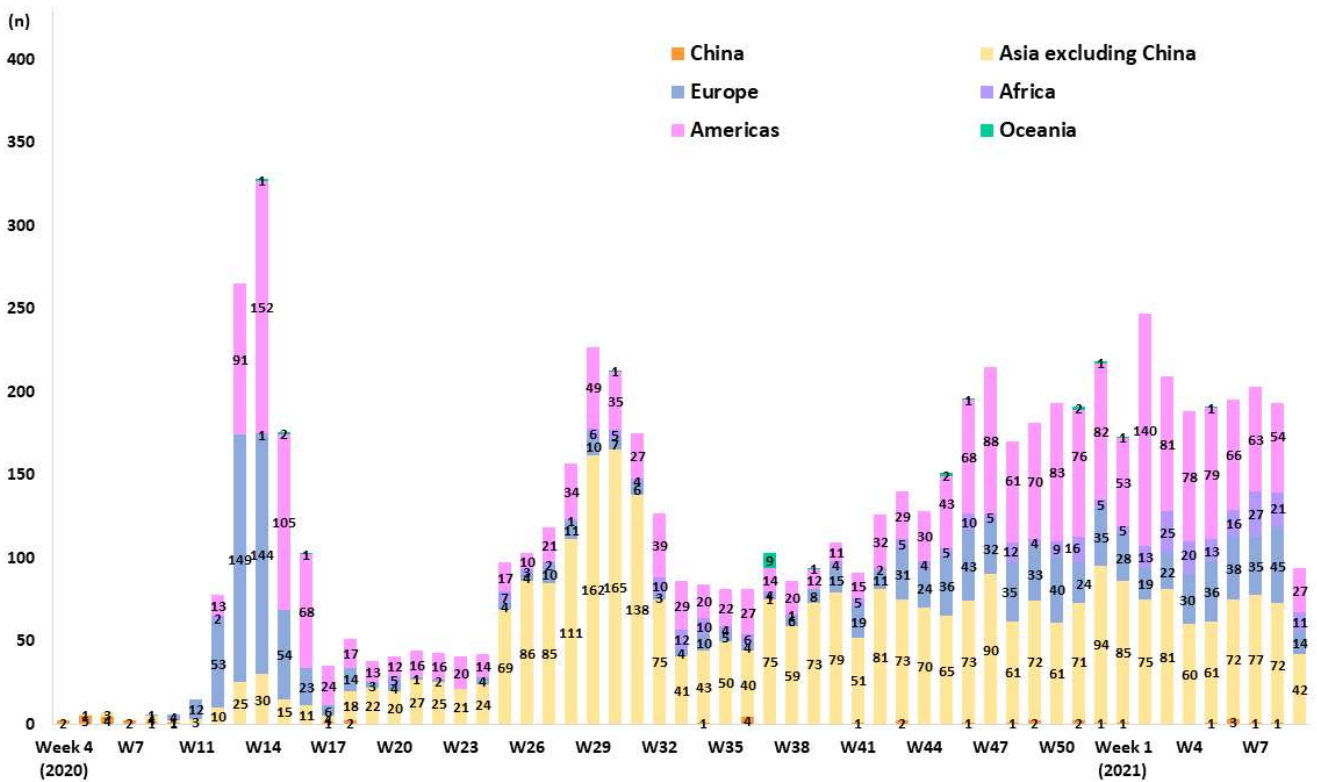
# Updates on COVID-19 in Republic of Korea

24 February 2021

## NEW CASES (LAST 2 WEEKS) BY CHAIN OF TRANSMISSION



## IMPORTED CASES





KDCA

Korea Disease Control and Prevention Agency

# Updates on COVID-19 in Republic of Korea

24 February 2021

## REGIONAL DISTRIBUTION AND EPIDEMIOLOGICAL LINKS OF CONFIRMED CASES

Region	Confirmed cases									Other major clusters
	Total	Imported cases	Clusters				Other*	Under investigation	New cases	
			Sub-total	Shin-cheonji cluster	Other local clusters	Imported related				
Seoul	27,735	913	10,327	8	10,224	95	9,126	7,369	144	Past large clusters: • Sarang Jeil Church (1173) • Aug 15 Seoul rallies (650) • Seoul Gangseo-gu dance lessons (329) • Seoul Jongno-gu restaurant / singing class (315) • Nightclubs (277) • Yongjin Woori Jeil Church (221) • Richway (210) • Guro-gu call center (170) • Coupang fulfillment center (152) • Gwangju door-to-door sales (150) • Seoul Noryangjin teacher appointment exam preparation classes (112) • Newly planted churches group (119) • Gangseo-gu religious facility (258) • Chungbuk hospitals (472) • Gyeongbuk Sangju-si BTJ (808) • Busan/Ulsan janggu lessons (268) • Gyeongnam Jinju-si prayer house (120) • Yongsan-gu construction site (123)
Busan	3,180	132	2,001	12	1,933	56	612	435	13	
Daegu	8,587	149	6,331	4,512	1,812	7	1,163	944	19	
Incheon	4,354	230	2,071	2	2,059	10	1,317	736	18	
Gwangju	2,032	127	1,625	9	1,610	6	139	141	35	
Daejeon	1,181	54	638	2	635	1	309	180	2	
Ulsan	1,002	89	714	16	694	4	124	75	1	
Sejong	218	25	98	1	96	1	52	43	2	
Gyeonggi	22,964	1,482	9,012	30	8,903	79	7,720	4,750	143	
Gangwon	1,846	72	1,041	17	1,023	1	477	256	9	
Chungbuk	1,724	89	923	6	910	7	446	266	1	
Chungnam	2,414	156	1,259	0	1,258	1	600	399	12	
Jeonbuk	1,143	105	802	1	800	1	121	115	8	
Jeonnam	838	68	594	1	582	11	95	81	1	
Gyeongbuk	3,227	151	2,256	565	1,690	1	481	339	18	
Gyeongnam	2,172	148	1,357	33	1,291	33	371	296	8	
Jeju	563	33	358	0	357	1	97	75	2	
Points of Entry	2,940	2,940	0	0	0	0	0	0	4	
Total	88,120 (%)	6,963 (7.9)	41,407 (47.0)	5,215 (5.9)	35,877 (40.7)	315 (0.4)	23,250 (26.4)	16,500 (18.7)	440	

\* Includes contacts of confirmed cases

※ The interim classification is based on the reporting location, which may change depending on further epidemiological investigation.