



KDCA

Korea Disease Control and Prevention Agency

# Updates on COVID-19 in Republic of Korea

26 February 2021

## Local transmission cases as of 0:00 today (cumulative since 3 January 2020)

	Total	City							
		Seoul	Busan	Daegu	Incheon	Gwangju	Daejeon	Ulsan	Sejong
<b>New</b>	<b>382</b>	129	10	10	14	11	6	1	1
<b>Cumulative</b>	<b>81,908</b>	27,065	3,076	8,461	4,160	1,931	1,133	915	194
	Total	Province							
		Gyeonggi	Gangwon	Chung-buk	Chung-nam	Jeon-buk	Jeon-nam	Gyeong-buk	Gyeong-nam
<b>New</b>	135	5	10	2	15	5	23	5	0
<b>Cumulative</b>	21,749	1,781	1,649	2,276	1,058	786	3,108	2,031	535

## Imported cases, as of 0:00 today (cumulative since 3 January 2020)

	Total	Region/Country						Where confirmed		Nationality	
		China	Asia ex-China	Europe	America	Africa	Oceania	Point of Entry	Community	Korean	Other
<b>New</b>	<b>24</b>	0	11	4	5	4	0	8	16	10	14
<b>Total</b>	<b>7,014</b>	40 (0.6%)	3,124 (44.5%)	1,221 (17.4%)	2,280 (32.5%)	326 (4.7%)	23 (0.3%)	2,958 (42.2%)	4,056 (57.8%)	3,806 <sup>1)</sup> (54.3%)	3,208 <sup>1)</sup> (45.7%)

\* Asia excluding China : Philippines 1, Russia 1, India 1, Indonesia 2, UAE 2, Kazakhstan 2, Japan 1, Sri Lanka 1,  
Europe : Hungary 2, Bulgaria 1, Czechia 1,  
America : US 5,  
Africa : Tunisia 1, Rwanda 1, Equatorial Guinea 1, Nigeria 1

<sup>1)</sup> Nationality changed from epidemiological investigation findings :  
Other -2 → Korean +2 (Feb 24, 0:00 / Feb 25, 0:00, 1 case each)

## Case status, as of 0:00 today (cumulative since 3 January 2020)

	Discharged from isolation	Under isolation	Severe/critical cases	Deceased
<b>As of 0:00 25 February 2021 (Thur)</b>	<b>79,487</b>	<b>7,448</b>	<b>144</b>	<b>1,581</b>
<b>As of 0:00 26 February 2021 (Fri)</b>	<b>79,880</b>	<b>7,457</b>	<b>144</b>	<b>1,585</b>
<b>Difference</b>	<b>(+)393</b>	<b>(+)9</b>	<b>0</b>	<b>(+)4</b>

\* Based on case data reported to the KDCA

\*\* Severe/Critical: COVID-19 patients in isolation being treated with high flow oxygen therapy, mechanical ventilator, ECMO (Extracorporeal Membrane Oxygenation), CRRT (Continuous Renal Replacement Therapy)

※ Figures subject to correction based on findings from epidemiological investigations



KDCA

Korea Disease Control and  
Prevention Agency

# Updates on COVID-19 in Republic of Korea

26 February 2021

## Recent major local clusters as of 12:00 today

Location	Cluster	New cases	Total cases
Seoul Yongsan-gu	University hospital	19	250
Seoul Guro-gu	Sport facility	11	55
Seoul Gwanak-gu	Friends / workplace	3	18
Gyeonggi Yeosu-si	Manufacturing	17	18
Gyeonggi Hwaseong-si	Plastic factory	24	25
Gyeonggi Namyangju-si	Plastic factory	2	189
Gyeonggi Bucheon-si	Victory Altar / supplementary learning	4	178
Gyeonggi Seongnam-si	Convalescent hospital	7	74
Gyeonggi Seongnam-si	Ballroom dancing	7	84
Gyeonggi Yongin-si	Athlete / sport facility	4	56
Gyeonggi Yongin-si	Nursing home / preschool	4	39
Chungnam Asan-si	Construction	8	9
Chungbuk Boeun-gun	Foundry factory	7	8
Chungnam Asan-si	Heater factory	6	192
Chungnam Boryeong-si	Social gathering	5	17
Chungnam Gongju-si	Hospital	3	22
Gwangju Seo-gu	Call center	7	45
Jeonbuk Jeonju-si	Fitness	13	14
Jeonnam Mokpo-si	Family gathering	8	9
Daegu Buk-gu	Hospital	5	34
Gyeongbuk Uiseong-gun	Social gathering	4	5
Gyeongbuk Uiseong-gun	Family gathering / hot spring	3	98
Gyeongbuk Bonghwa-gun	Family gathering	4	11

\* The specific figures may differ from the daily reported statistics or figures disclosed by local municipalities due to factors such as report timing and differences in the time period considered

## Weekly risk assessment indicators

		1.24.~1.30.	1.31.~2.6.	2.7.~2.13.	2.14.~2.20.
Daily average confirmed cases (n)	Local	424.0	354.4	353.1	454.6
	Imported	27.3	27.9	29.0	27.6
	Total	451.3	382.3	382.1	482.1
Cases with chain of transmission under investigation (%) <sup>(n)</sup>		19.0(599/3,159)	21.1(564/2,676)	23.9(640/2,675)	22.2(750/3,375)
Percentage under management <sup>1)</sup>		39.3	44.8	43.0	43.1
Reproduction number (Rt)		0.82	0.95	0.96	1.12
New clusters		38 (▲2 <sup>2)</sup> )	38 (▲1 <sup>2)</sup> )	30 (▲18 <sup>2)</sup> )	20 <sup>3)</sup>
Average critical/severe patients (n)		260	215	177	160
Number of deaths (n)		77	50	50	39
Number of ICU available		476	723	771	772

<sup>1)</sup> Of the new cases, percent confirmed while under quarantine

<sup>2)</sup> Reclassified as belonging to a cluster due to epidemiological link found

<sup>3)</sup> Figure not final due to ongoing investigation

※ All figures subject to change upon new findings from investigation



KDCA

Korea Disease Control and Prevention Agency

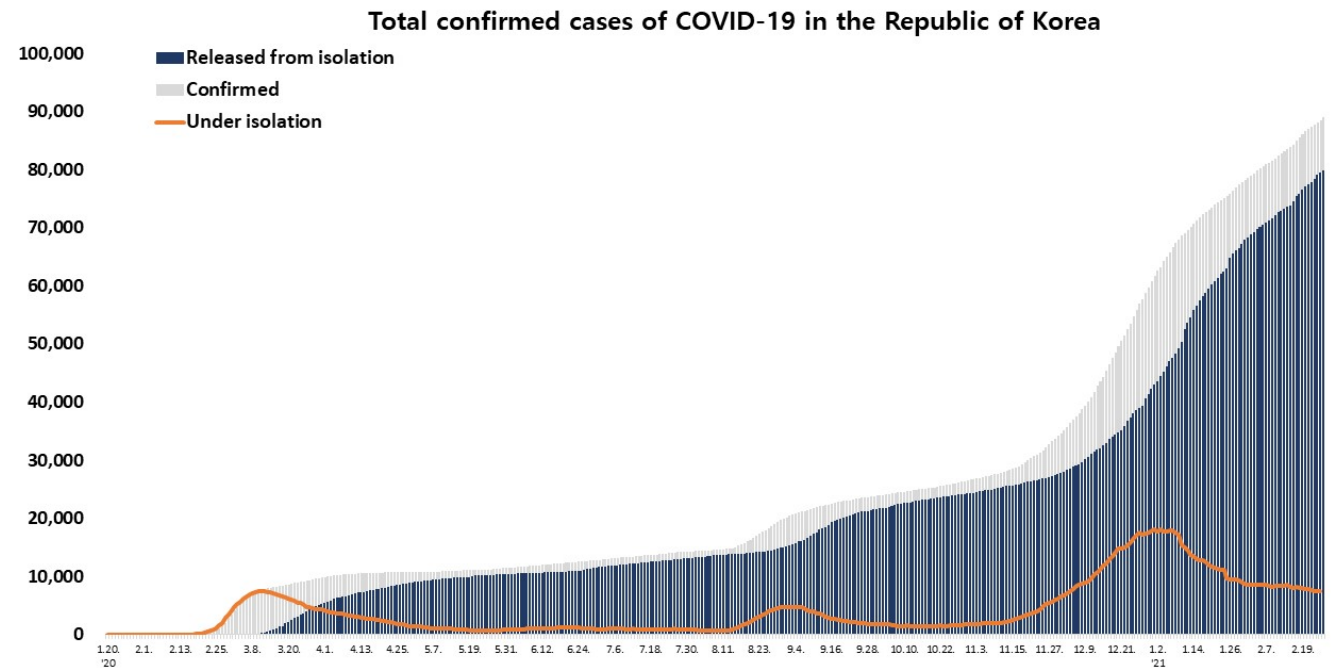
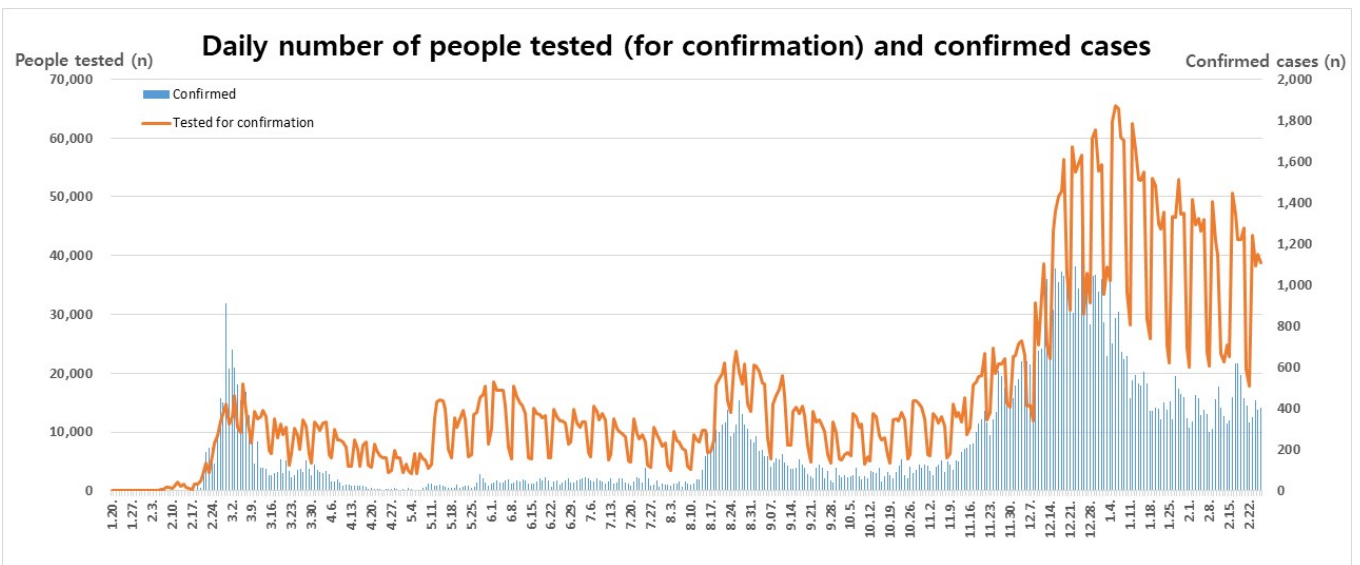
# Updates on COVID-19 in Republic of Korea

26 February 2021

Overall case and test status as of 0:00 today (cumulative since 3 January 2020)

Period (since 3 Jan)	Total	Tested positive (PCR)				Testing in progress	Tested negative (PCR)
		Confirmed	Discharged from isolation	Under isolation	Deceased		
As of 0:00 25 February 2021 (Thur)	6,551,214	88,516	79,487	7,448	1,581	68,672	6,394,026
As of 0:00 26 February 2021 (Fri)	6,590,066	88,922	79,880	7,457	1,585	68,942	6,432,202
Difference	+38,852	+406	+393	+9	+4	+270	+38,176

\* Based on case data reported to the KDCA  
 \*\* Testing in progress includes number of completed tests with negative results that are being recorded with delays  
 ※ Figures subject to correction based on findings from epidemiological investigations





KDCA

Korea Disease Control and  
Prevention Agency

# Updates on COVID-19 in Republic of Korea

26 February 2021

## Regional distribution of cases as of 0:00 today (cumulative since 3 January 2020)

Region	New cases		Total cases	(% )	Incidence rate* (per 100,000)
	Local	Imported			
Seoul	129	3	27,989	(31.48)	287.55
Busan	10	1	3,209	(3.61)	94.06
Daegu	10	0	8,612	(9.68)	353.46
Incheon	14	1	4,391	(4.94)	148.54
Gwangju	11	0	2,058	(2.31)	141.28
Daejeon	6	0	1,187	(1.33)	80.52
Ulsan	1	0	1,005	(1.13)	87.62
Sejong	1	0	219	(0.25)	63.97
Gyeonggi	135	6	23,243	(26.14)	175.41
Gangwon	5	1	1,854	(2.08)	120.35
Chungbuk	10	0	1,738	(1.95)	108.67
Chungnam	2	1	2,433	(2.74)	114.63
Jeonbuk	15	1	1,164	(1.31)	64.05
Jeonnam	5	0	854	(0.96)	45.80
Gyeongbuk	23	1	3,260	(3.67)	122.44
Gyeongnam	5	1	2,180	(2.45)	64.86
Jeju	0	0	568	(0.64)	84.68
Border Screening	0	8	2,958	(3.33)	-
<b>Total</b>	<b>382</b>	<b>24</b>	<b>88,922</b>	<b>(100)</b>	<b>171.51</b>

\* Total (cumulative) number of cases reported since January 2020 of region / Population of region (based on resident registration data of the Ministry of the Interior as of January 2020)

\* Incidence rate based on the number of confirmed cases with the address of the reporting institution



KDCA

Korea Disease Control and Prevention Agency

# Updates on COVID-19 in Republic of Korea

26 February 2021

## Confirmed cases by gender and age group

		New cases (%)	Total cases (%)	Incidence rate* (per 100,000)
Total		406 (100)	88,922 (100)	171.51
Sex	Male	205 (50.49)	43,838 (49.30)	169.50
	Female	201 (49.51)	45,084 (50.70)	173.50
Age	80 or above	15 (3.69)	4,355 (4.90)	229.30
	70-79	24 (5.91)	6,764 (7.61)	187.52
	60-69	66 (16.26)	13,928 (15.66)	219.54
	50-59	79 (19.46)	16,550 (18.61)	190.95
	40-49	58 (14.29)	12,741 (14.33)	151.87
	30-39	67 (16.50)	11,596 (13.04)	164.60
	20-29	56 (13.79)	13,428 (15.10)	197.28
	10-19	28 (6.90)	5,972 (6.72)	120.88
0-9	13 (3.20)	3,588 (4.03)	86.49	

\* Total (cumulative) number of cases reported since January 2020 by sex and age / Population by sex and age (based on resident registration data of the Ministry of the Interior as of January 2020)

※ Figures subject to correction based on findings from epidemiological investigations

## Deaths by gender and age group

		New deaths (%)	Total deaths (%)	Case fatality rate (%)
Total		4 (100)	1,585 (100)	1.78
Sex	Male	1 (25.00)	787 (49.65)	1.80
	Female	3 (75.00)	798 (50.35)	1.77
Age	80 or above	2 (50.00)	897 (56.59)	20.60
	70-79	1 (25.00)	433 (27.32)	6.40
	60-69	1 (25.00)	184 (11.61)	1.32
	50-59	0 (0.00)	52 (3.28)	0.31
	40-49	0 (0.00)	12 (0.76)	0.09
	30-39	0 (0.00)	6 (0.38)	0.05
	20-29	0 (0.00)	1 (0.06)	0.01
	10-19	0 (0.00)	0 (0.00)	0.00
0-9	0 (0.00)	0 (0.00)	0.00	

\* Case fatality rate (CFR) (%) = Number of deaths / Number of confirmed cases x 100

※ Figures subject to correction based on findings from epidemiological investigations



KDCA

Korea Disease Control and  
Prevention Agency

# Updates on COVID-19 in Republic of Korea

26 February 2021

## AGE DISTRIBUTION OF SEVERE/CRITICAL CASES

	2.13.	2.14.	2.15.	2.16.	2.17.	2.18.	2.19.	2.20.	2.21.	2.22.	2.23.	2.24.	2.25.	2.26.
<b>Total</b>	157	156	156	166	169	161	153	156	155	146	148	140	144	144

	Severe/Critical	( % )
<b>Total</b>	<b>144</b>	<b>( 100.0 )</b>
80 and above	36	( 25.0 )
70-79	52	( 36.1 )
60-69	37	( 25.7 )
50-59	17	( 11.8 )
40-49	1	( 0.7 )
30-39	1	( 0.7 )
20-29	0	( 0.0 )
10-19	0	( 0.0 )
0-9	0	( 0.0 )

\* Severe/Critical: COVID-19 patients in isolation being treated with high flow oxygen therapy, mechanical ventilator, ECMO (Extracorporeal Membrane Oxygenation), CRRT (Continuous Renal Replacement Therapy)

\* ICU treatment is decided based on the need for intensive care based on factors such as clinical condition and presence of any underlying medical condition and may differ from severe and critical case classification criteria. The number of severe/critical cases may not match the number of patients in ICU.

※ Figures subject to correction based on findings from epidemiological investigations



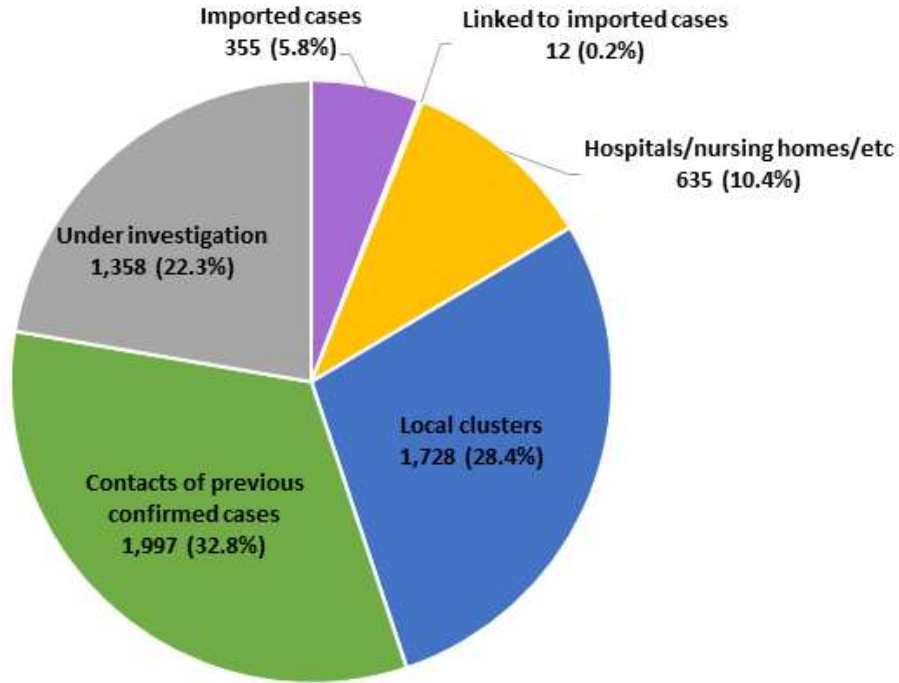
KDCA

Korea Disease Control and Prevention Agency

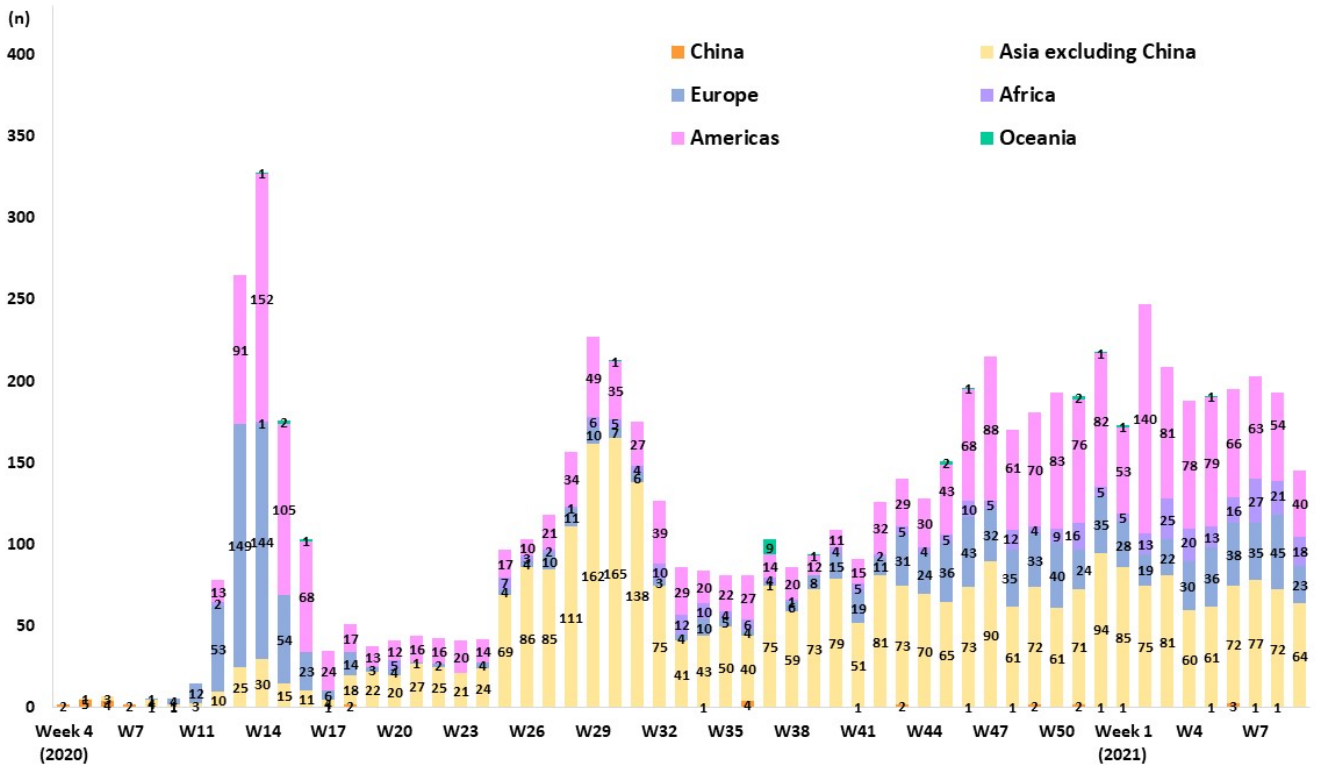
# Updates on COVID-19 in Republic of Korea

26 February 2021

## NEW CASES (LAST 2 WEEKS) BY CHAIN OF TRANSMISSION



## IMPORTED CASES





KDCA

Korea Disease Control and Prevention Agency

# Updates on COVID-19 in Republic of Korea

26 February 2021

## REGIONAL DISTRIBUTION AND EPIDEMIOLOGICAL LINKS OF CONFIRMED CASES

Region	Confirmed cases									Other major clusters
	Total	Imported cases	Clusters				Other*	Under investigation	New cases	
			Sub-total	Shin-cheonji cluster	Other local clusters	Imported related				
Seoul	27,989	924	10,406	8	10,299	99	9,230	7,429	132	Past large clusters: • Sarang Jeil Church (1173) • Aug 15 Seoul rallies (650) • Seoul Gangseo-gu dance lessons (329) • Seoul Jongno-gu restaurant / singing class (315) • Nightclubs (277) • Yongjin Woori Jeil Church (221) • Richway (210) • Guro-gu call center (170) • Coupang fulfillment center (152) • Gwangju door-to-door sales (150) • Seoul Noryangjin teacher appointment exam preparation classes (112) • Newly planted churches group (119) • Gangseo-gu religious facility (258) • Chungbuk hospitals (472) • Gyeongbuk Sangju-si BTJ (808) • Busan/Ulsan janggu lessons (268) • Gyeongnam Jinju-si prayer house (120) • Yongsan-gu construction site (123)
Busan	3,209	133	2,007	12	1,938	57	634	435	11	
Daegu	8,612	151	6,378	4,512	1,859	7	1,140	943	10	
Incheon	4,391	231	2,083	2	2,071	10	1,335	742	15	
Gwangju	2,058	127	1,657	9	1,642	6	130	144	11	
Daejeon	1,187	54	638	2	635	1	312	183	6	
Ulsan	1,005	90	716	16	696	4	124	75	1	
Sejong	219	25	98	1	96	1	53	43	1	
Gyeonggi	23,243	1,494	9,207	29	9,099	79	7,904	4,638	141	
Gangwon	1,854	73	1,053	17	1,035	1	473	255	6	
Chungbuk	1,738	89	933	6	920	7	448	268	10	
Chungnam	2,433	157	1,278	0	1,277	1	600	398	3	
Jeonbuk	1,164	106	827	1	825	1	120	111	16	
Jeonnam	854	68	604	1	592	11	99	83	5	
Gyeongbuk	3,260	152	2,274	565	1,708	1	480	354	24	
Gyeongnam	2,180	149	1,363	33	1,297	33	371	297	6	
Jeju	568	33	358	0	357	1	102	75	0	
Points of Entry	2,958	2,958	0	0	0	0	0	0	8	
Total	88,922 (%)	7,014 (7.9)	41,880 (47.1)	5,214 (5.9)	36,346 (40.9)	320 (0.4)	23,555 (26.5)	16,473 (18.5)	406	

\* Includes contacts of confirmed cases

※ The interim classification is based on the reporting location, which may change depending on further epidemiological investigation.