



KDCA

Korea Disease Control and Prevention Agency

# Updates on COVID-19 in Republic of Korea

3 March 2021

## Local transmission cases as of 0:00 today (cumulative since 3 January 2020)

	Total	City							
		Seoul	Busan	Daegu	Incheon	Gwangju	Daejeon	Ulsan	Sejong
<b>New</b>	<b>426</b>	116	8	5	19	3	2	1	4
<b>Cumulative</b>	<b>83,710</b>	27,640	3,130	8,498	4,243	1,970	1,139	926	211
	Total	Province							
		Gyeonggi	Gangwon	Chung-buk	Chung-nam	Jeon-buk	Jeon-nam	Gyeong-buk	Gyeong-nam
<b>New</b>	<b>218</b>	6	19	4	5	3	5	4	4
<b>Cumulative</b>	<b>22,538</b>	1,802	1,699	2,294	1,109	802	3,118	2,045	546

## Imported cases, as of 0:00 today (cumulative since 3 January 2020)

	Total	Region/Country						Where confirmed		Nationality	
		China	Asia ex-China	Europe	America	Africa	Oceania	Point of Entry	Community	Korean	Other
<b>New</b>	<b>18</b>	0	8	4	6	0	0	2	16	9	9
<b>Total</b>	<b>7,106</b>	40 (0.6%)	3,165 (44.5%)	1,235 (17.4%)	2,305 (32.4%)	338 (4.8%)	23 (0.3%)	2,986 (42.0%)	4,120 (58.0%)	3,840 (54.0%)	3,266 (46.0%)

\* Asia excluding China: Russia 2, Indonesia 1, India 1, Azerbaijan 1, Bangladesh 1, Japan 1, Kazakhstan 1,  
Europe: France 3, Germany 1,  
America: US 5, Brazil 1

## Case status, as of 0:00 today (cumulative since 3 January 2020)

	Discharged from isolation	Under isolation	Severe/critical cases	Deceased
<b>As of 0:00 2 March 2021 (Tue)</b>	<b>81,338</b>	<b>7,428</b>	<b>135</b>	<b>1,606</b>
<b>As of 0:00 3 March 2021 (Wed)</b>	<b>81,700</b>	<b>7,504</b>	<b>129</b>	<b>1,612</b>
<b>Difference</b>	<b>(+)362</b>	<b>(+)76</b>	<b>(-)6</b>	<b>(+)6</b>

\* Based on case data reported to the KDCA

\*\* Severe/Critical: COVID-19 patients in isolation being treated with high flow oxygen therapy, mechanical ventilator, ECMO (Extracorporeal Membrane Oxygenation), CRRT (Continuous Renal Replacement Therapy)

※ Figures subject to correction based on findings from epidemiological investigations



KDCA

Korea Disease Control and Prevention Agency

# Updates on COVID-19 in Republic of Korea

3 March 2021

## Recent major local clusters as of 12:00 today

Location	Cluster	New cases	Total cases
Seoul Yeongdeungpo-gu	Restaurant	11	28
Seoul Gwanak-gu	Friends/workplace	11	29
Gyeonggi Yeoncheon-gun	Textile processing	24	25
Gyeonggi Dongducheon-si	Foreigners cluster	96	96
Gyeonggi Paju-si	Paint production	10	11
Gyeonggi Goyang-si	Church	5	45
Gyeonggi Icheon-si	Box manufacturing	7	33
Gyeonggi Suwon-si	Taekwondo / preschool	5	26
Gyeonggi Yongin-si	Nursing home / preschool	4	59
Gyeonggi Yongin-si	Athlete / sport facility	4	60
Sejong-si	Military unit	4	5
Chungnam Asan-si	Heater factory	2	205
Chungbuk Jincheon	Meat processing business 2	15	16
Chungbuk Jincheon-gun	Grocery market	1	13
Gwangju Seo-gu	Call center	1	70
Jeonbuk Jeonju-si	Fitness	5	61
Daegu Buk-gu	College social gathering 2	4	19
Busan Seo-gu	Ship vessel	12	13

\* The specific figures may differ from the daily reported statistics or figures disclosed by local municipalities due to factors such as report timing and differences in the time period considered

## Weekly risk assessment indicators

		1.31.~2.6.	2.7.~2.13.	2.14.~2.20.	2.21.~2.27.
Daily average confirmed cases (n)	Local	354.4	353.1	454.9	370.0
	Imported	27.9	29.0	27.6	22.1
	Total	382.3	382.1	482.4	392.1
Cases with chain of transmission under investigation (%) <sup>(n)</sup>		20.7(554/2,676)	23.1(619/2,675)	19.0(640/3,377)	23.5(644/2,745)
Percentage under management <sup>1)</sup>		45.0	43.6	44.7	45.5
Reproduction number (Rt)		0.95	0.96	1.12	0.99
New clusters		51 (▲13 <sup>2)</sup> )	41 (▲11 <sup>2)</sup> )	52 (▲32 <sup>2)</sup> )	18 <sup>3)</sup>
Average critical/severe patients (n)		215	177	160	146
Number of deaths (n)		50	50	39	42
Number of ICU available		525 <sup>4)</sup>	540 <sup>4)</sup>	546 <sup>4)</sup>	565

<sup>1)</sup> Of the new cases, percent confirmed while under quarantine

<sup>2)</sup> Reclassified as belonging to a cluster due to epidemiological link found

<sup>3)</sup> Figure not final due to ongoing investigation

<sup>4)</sup> Corrected to include only hospital beds dedicated to severe/critical patients

※ All figures subject to change upon new findings from investigation



KDCA

Korea Disease Control and Prevention Agency

# Updates on COVID-19 in Republic of Korea

3 March 2021

## COVID-19 vaccination status as of 0:00 today (cumulative since 26 February 2021)

	Total	City							
		Seoul	Busan	Daegu	Incheon	Gwangju	Daejeon	Ulsan	Sejong
<b>New</b>	<b>63,644</b>	5,321	6,464	2,304	3,933	3,072	2,042	1,165	169
<b>Cumulative</b>	<b>87,428</b>	8,345	7,270	2,762	4,931	6,410	2,697	1,385	209
	Total	Province							
		Gyeonggi	Gangwon	Chung-buk	Chung-nam	Jeon-buk	Jeon-nam	Gyeong-buk	Gyeong-nam
<b>New</b>	<b>12,015</b>	1,114	2,820	3,900	4,373	3,391	3,439	7,660	462
<b>Cumulative</b>	<b>16,390</b>	1,865	3,973	5,527	6,142	6,061	3,942	8,778	741

※ Figures based on recorded data and subject to correction

Category	Status (n, %)	
<b>Total</b>	<b>Eligible</b>	<b>311,379</b>
	<b>Vaccinated</b>	<b>85,763*</b>
	<b>%</b>	<b>27.5</b>
<b>Convalescent hospitals</b>	<b>Eligible</b>	<b>203,249</b>
	<b>Vaccinated</b>	<b>71,456</b>
	<b>%</b>	<b>35.2</b>
<b>Nursing homes / care facilities</b>	<b>Eligible</b>	<b>108,130</b>
	<b>Vaccinated</b>	<b>14,307</b>
	<b>%</b>	<b>13.2</b>
<b>COVID-19 hospitals</b>	<b>Eligible</b>	<b>56,271</b>
	<b>Vaccinated</b>	<b>1,524</b>
	<b>%</b>	<b>2.7</b>

<b>First responders</b>	<b>Vaccinated*</b>	<b>141</b>
-------------------------	--------------------	------------

\* First responders excluded from total figure

\*\* Eligibility : AstraZeneca=residents/staff of convalescent hospitals, nursing homes, and care facilities under 65 years of age; Pfizer=COVID-19 hospital staff

※ Figures based on recorded data and subject to correction

## Adverse events following COVID-19 vaccination reported as of 0:00 today (cumulative since 26 February 2021)

		Vaccinated (cumulative)	Total	General*	Anaphylaxis suspected cases	Deaths
<b>Total</b>	<b>New</b>	<b>87,428</b>	<b>51</b>	<b>48</b>	<b>3</b>	<b>-</b>
	<b>Total</b>		<b>207</b>	<b>204</b>	<b>3</b>	<b>-</b>
<b>AstraZeneca</b>	<b>New</b>	<b>85,904</b>	<b>51</b>	<b>48</b>	<b>3</b>	<b>-</b>
	<b>Total</b>		<b>206</b>	<b>203</b>	<b>3</b>	<b>-</b>
<b>Pfizer</b>	<b>New</b>	<b>1,524</b>	<b>0</b>	<b>0</b>	<b>-</b>	<b>-</b>
	<b>Total</b>		<b>1</b>	<b>1</b>	<b>-</b>	<b>-</b>

<sup>1)</sup> Mild cases such as headache, fever, nausea, vomiting, etc.

<sup>2)</sup> Anaphylactoid reaction suspected case recorded by healthcare institution; Anaphylactoid reaction refers to occurrence of symptoms such as shortness of breath, rashes, etc. within 2 hours of vaccination and differs from anaphylaxis

※ Cases reported as suspected cases of AEFI; causal association not yet determined; investigation for assessment of causal association to take place for deaths or anaphylaxis cases



KDCA

Korea Disease Control and Prevention Agency

# Updates on COVID-19 in Republic of Korea

3 March 2021

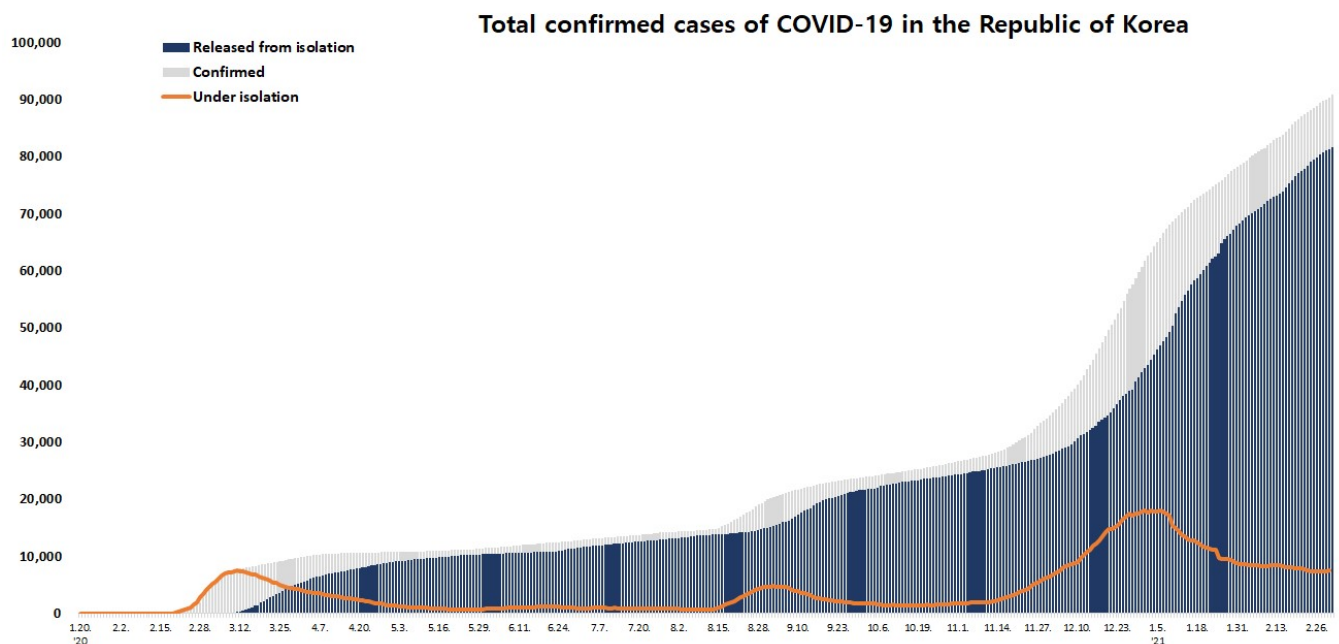
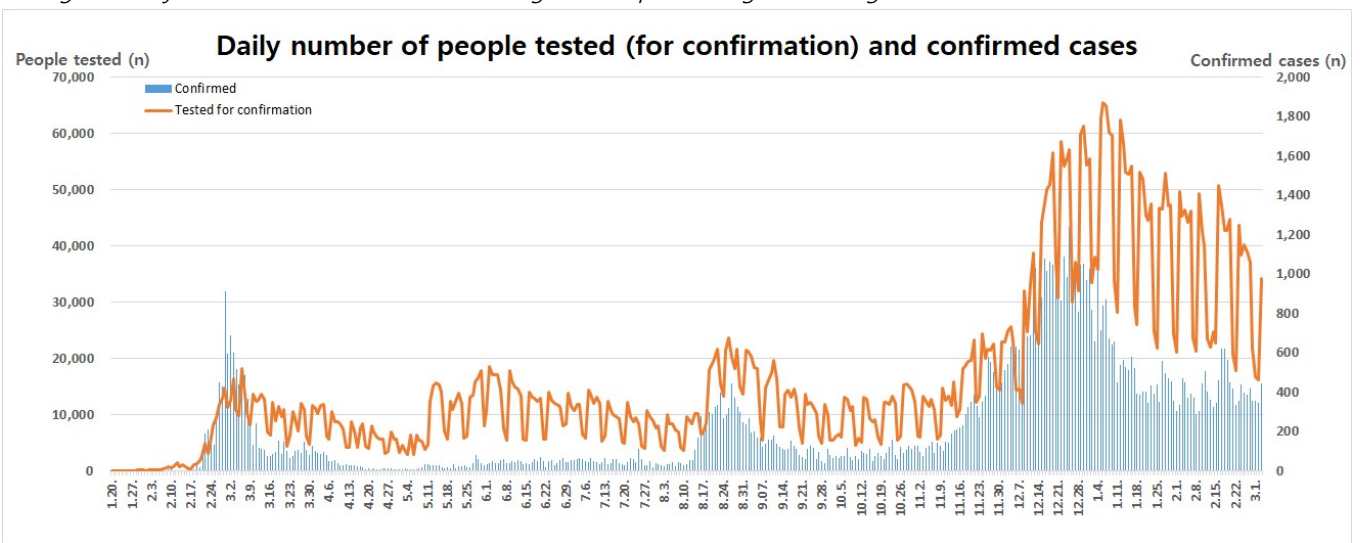
Overall case and test status as of 0:00 today (cumulative since 3 January 2020)

Period (since 3 Jan)	Total	Tested positive (PCR)				Testing in progress	Tested negative (PCR)
		Confirmed	Discharged from isolation	Under isolation	Deceased		
As of 0:00 2 March 2021 (Tue)	6,681,976	90,372	81,338	7,428	1,606	73,432	6,518,172
As of 0:00 3 March 2021 (Wed)	6,716,203	90,816	81,700	7,504	1,612	65,867	6,559,520
Difference	+34,227	+444	+362	+76	+6	-7,565	+41,348

\* Based on case data reported to the KDCA

\*\* Testing in progress includes number of completed tests with negative results that are being recorded with delays

※ Figures subject to correction based on findings from epidemiological investigations





KDCA

Korea Disease Control and  
Prevention Agency

# Updates on COVID-19 in Republic of Korea

3 March 2021

## Regional distribution of cases as of 0:00 today (cumulative since 3 January 2020)

Region	New cases		Total cases	(% )	Incidence rate* (per 100,000)
	Local	Imported			
Seoul	116	3	28,573	(31.46)	293.55
Busan	8	0	3,264	(3.59)	95.67
Daegu	5	1	8,653	(9.53)	355.14
Incheon	19	1	4,476	(4.93)	151.41
Gwangju	3	0	2,099	(2.31)	144.09
Daejeon	2	0	1,193	(1.31)	80.93
Ulsan	1	0	1,016	(1.12)	88.58
Sejong	4	0	236	(0.26)	68.94
Gyeonggi	218	9	24,056	(26.49)	181.55
Gangwon	6	0	1,877	(2.07)	121.84
Chungbuk	19	0	1,789	(1.97)	111.86
Chungnam	4	0	2,456	(2.70)	115.72
Jeonbuk	5	0	1,215	(1.34)	66.86
Jeonnam	3	0	871	(0.96)	46.71
Gyeongbuk	5	1	3,279	(3.61)	123.15
Gyeongnam	4	1	2,198	(2.42)	65.39
Jeju	4	0	579	(0.64)	86.32
Border Screening	0	2	2,986	(3.29)	-
<b>Total</b>	<b>426</b>	<b>18</b>	<b>90,816</b>	<b>(100)</b>	<b>175.16</b>

\* Total (cumulative) number of cases reported since January 2020 of region / Population of region (based on resident registration data of the Ministry of the Interior as of January 2020)

\* Incidence rate based on the number of confirmed cases with the address of the reporting institution



KDCA

Korea Disease Control and  
Prevention Agency

# Updates on COVID-19 in Republic of Korea

3 March 2021

## Confirmed cases by gender and age group

		New cases (%)	Total cases (%)	Incidence rate* (per 100,000)
Total		444 (100)	90,816 (100)	175.16
Sex	Male	259 (58.33)	44,835 (49.37)	173.36
	Female	185 (41.67)	45,981 (50.63)	176.95
Age	80 or above	12 (2.70)	4,413 (4.86)	232.36
	70-79	21 (4.73)	6,868 (7.56)	190.40
	60-69	50 (11.26)	14,170 (15.60)	223.35
	50-59	66 (14.86)	16,883 (18.59)	194.80
	40-49	80 (18.02)	13,032 (14.35)	155.34
	30-39	69 (15.54)	11,895 (13.10)	168.84
	20-29	57 (12.84)	13,693 (15.08)	201.18
	10-19	42 (9.46)	6,132 (6.75)	124.12
0-9	47 (10.59)	3,730 (4.11)	89.91	

\* Total (cumulative) number of cases reported since January 2020 by sex and age / Population by sex and age (based on resident registration data of the Ministry of the Interior as of January 2020)

※ Figures subject to correction based on findings from epidemiological investigations

1) Corrected local reporting error (Feb 25, 0:00, Daegu local transmission -1)

## Deaths by gender and age group

		New deaths (%)	Total deaths (%)	Case fatality rate (%)
Total		6 (100)	1,612 (100)	1.78
Sex	Male	4 (66.67)	804 (49.88)	1.79
	Female	2 (33.33)	808 (50.12)	1.76
Age	80 or above	5 (83.33)	911 (56.51)	20.64
	70-79	1 (16.67)	441 (27.36)	6.42
	60-69	0 (0.00)	185 (11.48)	1.31
	50-59	0 (0.00)	54 (3.35)	0.32
	40-49	0 (0.00)	14 (0.87)	0.11
	30-39	0 (0.00)	6 (0.37)	0.05
	20-29	0 (0.00)	1 (0.06)	0.01
	10-19	0 (0.00)	0 (0.00)	0.00
0-9	0 (0.00)	0 (0.00)	0.00	

\* Case fatality rate (CFR) (%) = Number of deaths / Number of confirmed cases x 100

※ Figures subject to correction based on findings from epidemiological investigations



KDCA

Korea Disease Control and  
Prevention Agency

# Updates on COVID-19 in Republic of Korea

3 March 2021

## AGE DISTRIBUTION OF SEVERE/CRITICAL CASES

	2.18.	2.19.	2.20.	2.21.	2.22.	2.23.	2.24.	2.25.	2.26.	2.27.	2.28.	3.1.	3.2.	3.3.
<b>Total</b>	161	153	156	155	146	148	140	144	144	142	135	131	135	129

	Severe/Critical	( % )
<b>Total</b>	<b>129</b>	<b>( 100.0 )</b>
80 and above	31	( 24.0 )
70-79	50	( 38.8 )
60-69	35	( 27.1 )
50-59	13	( 10.1 )
40-49	0	( 0.0 )
30-39	0	( 0.0 )
20-29	0	( 0.0 )
10-19	0	( 0.0 )
0-9	0	( 0.0 )

\* Severe/Critical: COVID-19 patients in isolation being treated with high flow oxygen therapy, mechanical ventilator, ECMO (Extracorporeal Membrane Oxygenation), CRRT (Continuous Renal Replacement Therapy)

\* ICU treatment is decided based on the need for intensive care based on factors such as clinical condition and presence of any underlying medical condition and may differ from severe and critical case classification criteria. The number of severe/critical cases may not match the number of patients in ICU.

※ Figures subject to correction based on findings from epidemiological investigations



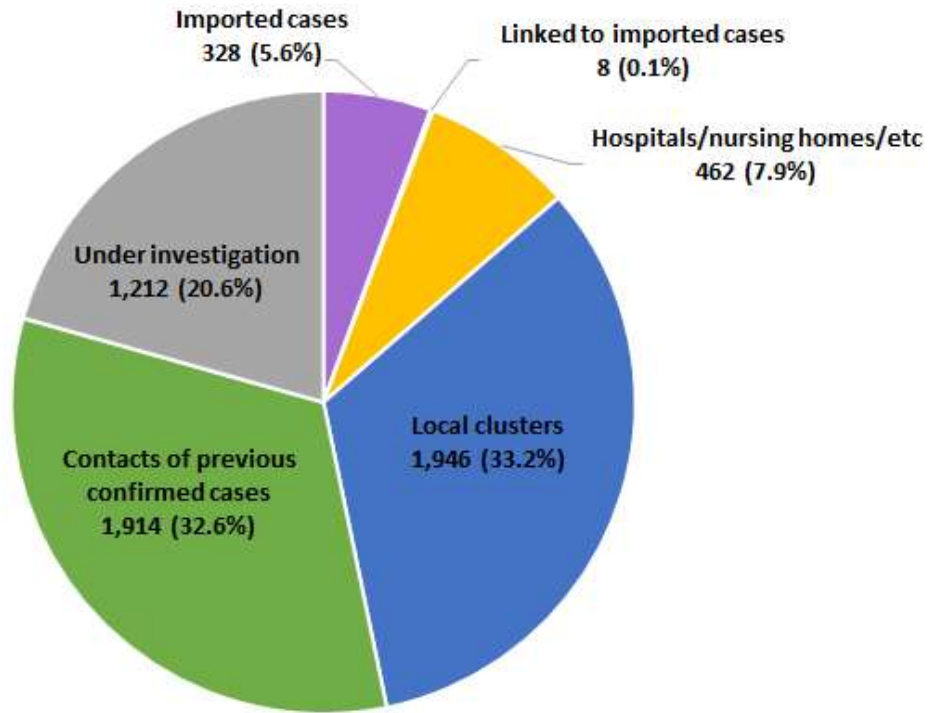
KDCA

Korea Disease Control and Prevention Agency

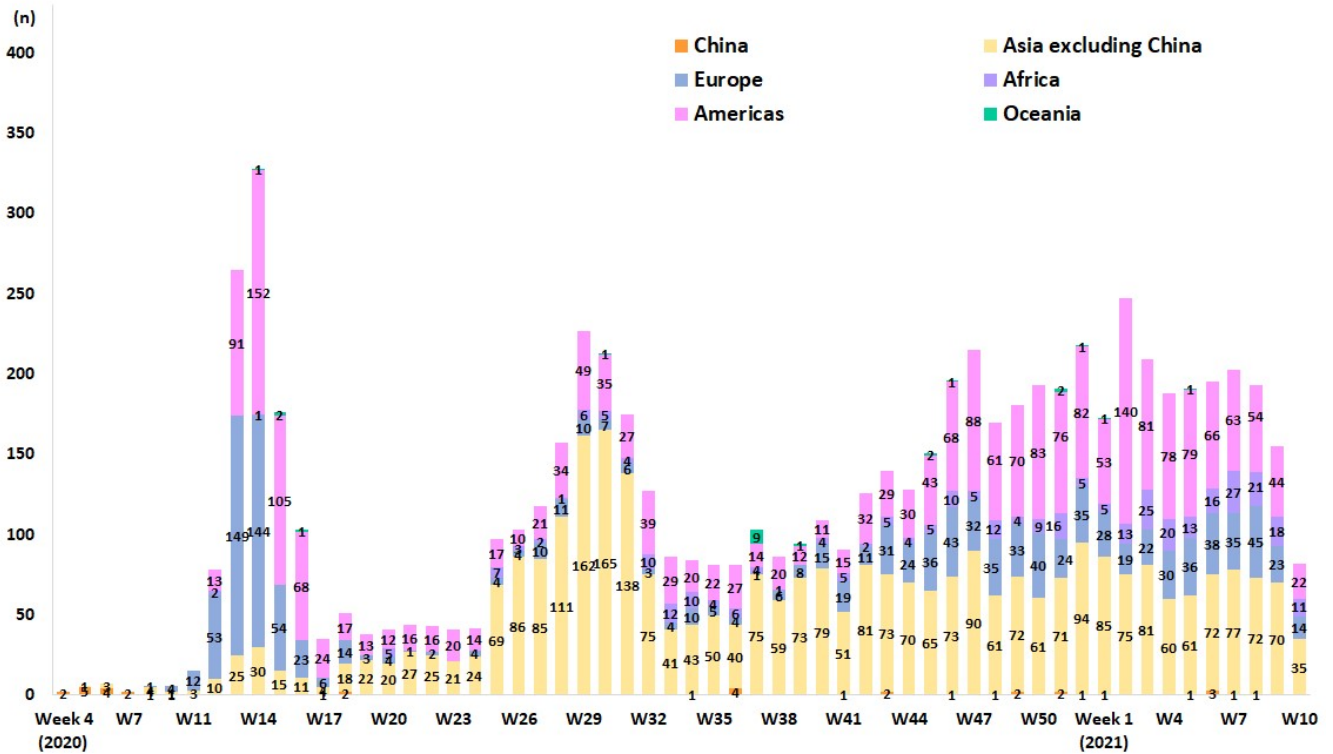
# Updates on COVID-19 in Republic of Korea

3 March 2021

## NEW CASES (LAST 2 WEEKS) BY CHAIN OF TRANSMISSION



## IMPORTED CASES







KDCA

Korea Disease Control and Prevention Agency

# Updates on COVID-19 in Republic of Korea

3 March 2021

## REGIONAL DISTRIBUTION AND EPIDEMIOLOGICAL LINKS OF CONFIRMED CASES

Region	Confirmed cases									Other major clusters
	Total	Imported cases	Clusters				Other*	Under investigation	New cases	
			Sub-total	Shin-cheonji cluster	Other local clusters	Imported related				
Seoul	28,573	933	10,713	8	10,606	99	9,381	7,546	119	Past large clusters: • Sarang Jeil Church (1173) • Aug 15 Seoul rallies (650) • Seoul Gangseo-gu dance lessons (329) • Seoul Jongno-gu restaurant / singing class (315) • Nightclubs (277) • Yongjin Woori Jeil Church (221) • Richway (210) • Guro-gu call center (170) • Coupang fulfillment center (152) • Gwangju door-to-door sales (150) • Seoul Noryangjin teacher appointment exam preparation classes (112) • Newly planted churches group (119) • Gangseo-gu religious facility (258) • Chungbuk hospitals (472) • Gyeongbuk Sangju-si BTJ (808) • Busan/Ulsan janggu lessons (268) • Gyeongnam Jinju-si prayer house (120) • Yongsan-gu construction site (123)
Busan	3,264	134	2,030	12	1,961	57	651	449	8	
Daegu	8,653	155	6,417	4,512	1,898	7	1,136	945	6	
Incheon	4,476	233	2,101	2	2,089	10	1,389	753	20	
Gwangju	2,099	129	1,686	9	1,671	6	138	146	3	
Daejeon	1,193	54	641	2	638	1	312	186	2	
Ulsan	1,016	90	725	16	705	4	124	77	1	
Sejong	236	25	109	1	107	1	53	49	4	
Gyeonggi	24,056	1,518	9,559	29	9,451	79	8,152	4,827	227	
Gangwon	1,877	75	1,054	17	1,036	1	487	261	6	
Chungbuk	1,789	90	964	6	951	7	461	274	19	
Chungnam	2,456	162	1,291	0	1,290	1	603	400	4	
Jeonbuk	1,215	106	870	1	868	1	122	117	5	
Jeonnam	871	69	612	1	600	11	106	84	3	
Gyeongbuk	3,279	161	2,299	565	1,732	2	482	337	6	
Gyeongnam	2,198	153	1,368	33	1,302	33	381	296	5	
Jeju	579	33	360	0	359	1	110	76	4	
Points of Entry	2,986	2,986	0	0	0	0	0	0	2	
Total	90,816 (%)	7,106 (7.8)	42,799 (47.1)	5,214 (5.7)	37,264 (41.0)	321 (0.4)	24,088 (26.5)	16,823 (18.5)	444	

\* Includes contacts of confirmed cases

※ The interim classification is based on the reporting location, which may change depending on further epidemiological investigation.