



KDCA

Korea Disease Control and Prevention Agency

Updates on COVID-19 in Republic of Korea

5 March 2021

Local transmission cases as of 0:00 today (cumulative since 3 January 2020)

	Total	City							
		Seoul	Busan	Daegu	Incheon	Gwangju	Daejeon	Ulsan	Sejong
New	381	129	20	3	12	5	0	0	1
Cumulative	84,492	27,886	3,167	8,520	4,273	1,981	1,142	926	212
	Total	Province							
		Gyeonggi	Gangwon	Chung-buk	Chung-nam	Jeon-buk	Jeon-nam	Gyeong-buk	Gyeong-nam
New	168	4	19	8	3	0	4	3	2
Cumulative	22,883	1,812	1,730	2,304	1,118	803	3,127	2,057	551

Imported cases, as of 0:00 today (cumulative since 3 January 2020)

	Total	Region/Country						Where confirmed		Nationality	
		China	Asia ex-China	Europe	America	Africa	Oceania	Point of Entry	Community	Korean	Other
New	17	0	7	0	7	3	0	4	13	8	9
Total	7,146	40 (0.6%)	3,182 (44.5%)	1,238 (17.3%)	2,320 (32.5%)	343 (4.8%)	23 (0.3%)	2,996 (41.9%)	4,150 (58.1%)	3,857 (54.0%)	3,289 (46.0%)

* Asia excluding China : Philippines 4, Indonesia 1, Kazakhstan 2
 America : US 6, Brazil 1
 Africa : Nigeria 2, Uganda 1

Case status, as of 0:00 today (cumulative since 3 January 2020)

	Discharged from isolation	Under isolation	Severe/critical cases	Deceased
As of 0:00 4 March 2021 (Thur)	82,162	7,459	140	1,619
As of 0:00 5 March 2021 (Fri)	82,560	7,451	135	1,627
Difference	(+)398	(-)8	(-)5	(+)8

* Based on case data reported to the KDCA

** Severe/Critical: COVID-19 patients in isolation being treated with high flow oxygen therapy, mechanical ventilator, ECMO (Extracorporeal Membrane Oxygenation), CRRT (Continuous Renal Replacement Therapy)

※ Figures subject to correction based on findings from epidemiological investigations



KDCA

Korea Disease Control and Prevention Agency

Updates on COVID-19 in Republic of Korea

5 March 2021

Recent major local clusters as of 12:00 today

Location	Cluster	New cases	Total cases
Seoul Nowon-gu	Restaurant	9	10
Seoul Dongdaemun-gu	Child facility	2	11
Seoul Yeongdeungpo-gu	Restaurant	3	37
Seoul Eunpyeong-gu	Sauna	3	15
Incheon Namdong-gu	Convalescent hospital	2	21
Gyeonggi Dongducheon-si	Foreigners cluster	11	114
Gyeonggi Goyang-si	Clothing export business	9	10
Gyeonggi Pocheon-si	Textile manufacturing	9	10
Gyeonggi Icheon-si	Box manufacturing	5	39
Gyeonggi Ansan-si	Component manufacturing	9	10
Gyeonggi Anyang-si	City hall worker	9	10
Sejong-si	Military unit	5	10
Chungbuk Cheongju-si	Food company	6	7
Chungbuk Chungju-si	Agriculture company	6	7
Gwangju Seo-gu	Call center	3	73
Daegu Buk-gu	College social gathering 2	3	31
Busan Seo-gu	Port workers union 2	8	9

* The specific figures may differ from the daily reported statistics or figures disclosed by local municipalities due to factors such as report timing and differences in the time period considered

Weekly risk assessment indicators

		1.31.~2.6.	2.7.~2.13.	2.14.~2.20.	2.21.~2.27.
Daily average confirmed cases (n)	Local	354.4	353.1	454.9	370.0
	Imported	27.9	29.0	27.6	22.1
	Total	382.3	382.1	482.4	392.1
Cases with chain of transmission under investigation (%)(n)		20.7(554/2,676)	23.1(619/2,675)	19.0(640/3,377)	23.5(644/2,745)
Percentage under management ¹⁾		45.0	43.6	44.7	45.5
Reproduction number (Rt)		0.95	0.96	1.12	0.99
New clusters		51 (▲13 ²⁾)	41 (▲11 ²⁾)	52 (▲32 ²⁾)	18 ³⁾
Average critical/severe patients (n)		215	177	160	146
Number of deaths (n)		50	50	39	42
Number of ICU available		525 ⁴⁾	540 ⁴⁾	546 ⁴⁾	565

¹⁾ Of the new cases, percent confirmed while under quarantine

²⁾ Reclassified as belonging to a cluster due to epidemiological link found

³⁾ Figure not final due to ongoing investigation

⁴⁾ Corrected to include only hospital beds dedicated to severe/critical patients

※ All figures subject to change upon new findings from investigation



KDCA

Korea Disease Control and Prevention Agency

Updates on COVID-19 in Republic of Korea

5 March 2021

COVID-19 vaccination status as of 0:00 today (cumulative since 26 February 2021)

	Total	City							
		Seoul	Busan	Daegu	Incheon	Gwangju	Daejeon	Ulsan	Sejong
New	67,153	9,355	4,365	2,688	4,900	1,161	1,181	1,250	121
Cumulative	225,853	23,015	18,684	8,994	14,055	9,626	5,993	4,069	440

	Gyeonggi	Gangwon	Chung-buk	Chung-nam	Jeon-buk	Jeon-nam	Gyeong-buk	Gyeong-nam	Jeju
New	19,336	1,335	2,674	3,356	1,971	2,827	4,238	5,859	536
Cumulative	51,996	5,170	8,885	12,742	11,762	13,450	13,339	21,946	1,687

※ Figures based on recorded data and subject to correction

	(n, %)	
Total	Eligible	752,949
	Vaccinated	225,853
	%	30.0
Convalescent hospitals	Eligible	204,606
	Vaccinated	152,810
	%	74.7
Nursing homes / care facilities	Eligible	108,386
	Vaccinated	43,556
	%	40.2
First responders	Eligible	75,288
	Vaccinated	1,131
	%	1.5
Hospitals	Eligible	308,298
	Vaccinated	24,447
	%	7.9
COVID-19 hospitals	Eligible	56,371
	Vaccinated	3,909
	%	6.9

* Eligibility : AstraZeneca=residents/staff of convalescent hospitals, nursing homes, and care facilities under 65 years of age and first responders; Pfizer=COVID-19 hospital staff

※ Figures based on recorded data and subject to correction

Adverse events following COVID-19 vaccination reported as of 0:00 today (cumulative since 26 February 2021)

		Vaccinated (cumulative)	Total	General*	Anaphylaxis suspected cases	Deaths
Total	New	225,853	860	849	6	1
	Total		1,578	1,558	13	1
AstraZeneca	New	221,944	856	845	6	1
	Total		1,567	1,547	13	1
Pfizer	New	3,909	4	4	-	-
	Total		11	11	-	-

¹⁾ Mild cases such as headache, fever, nausea, vomiting, etc.

²⁾ Anaphylactoid reaction suspected cases reported by healthcare institution; Anaphylactoid reaction refers to occurrence of symptoms such as shortness of breath, rashes, etc. within 2 hours of vaccination and differs from anaphylaxis

※ Cases reported as suspected cases of AEFI; causal association not yet determined; investigation for assessment of causal association to take place for deaths or anaphylaxis cases



KDCA

Korea Disease Control and Prevention Agency

Updates on COVID-19 in Republic of Korea

5 March 2021

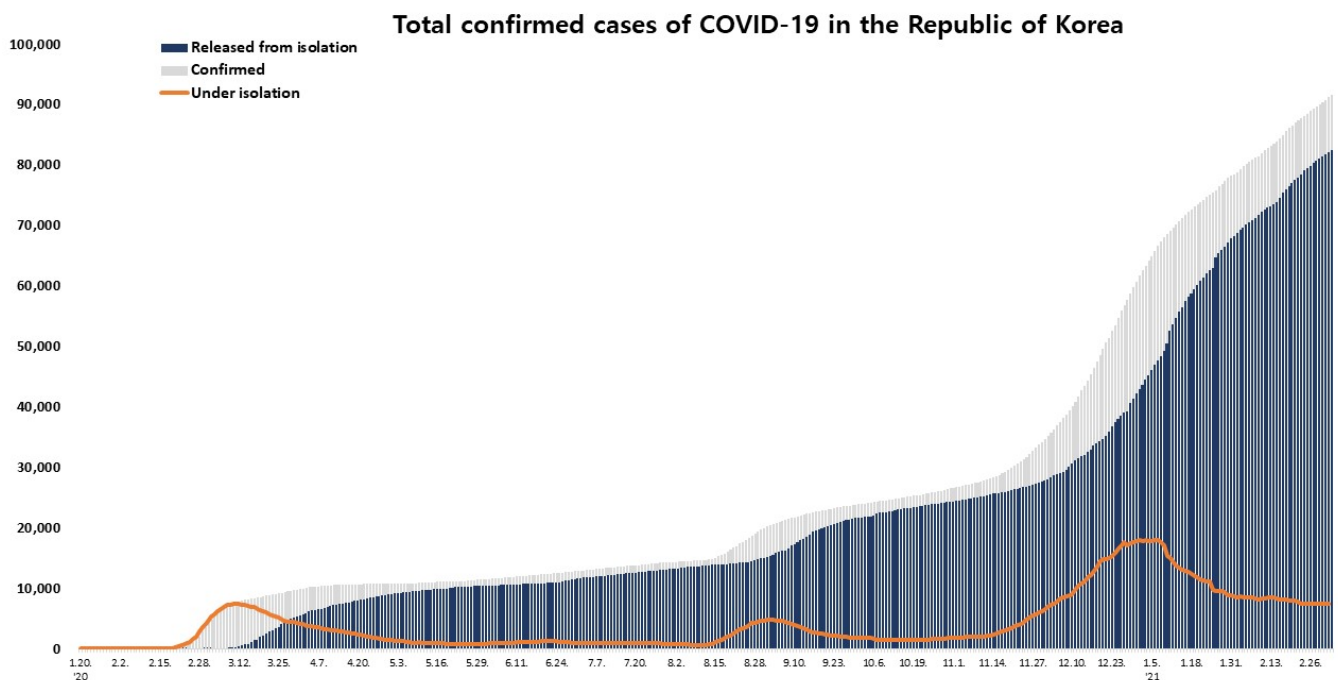
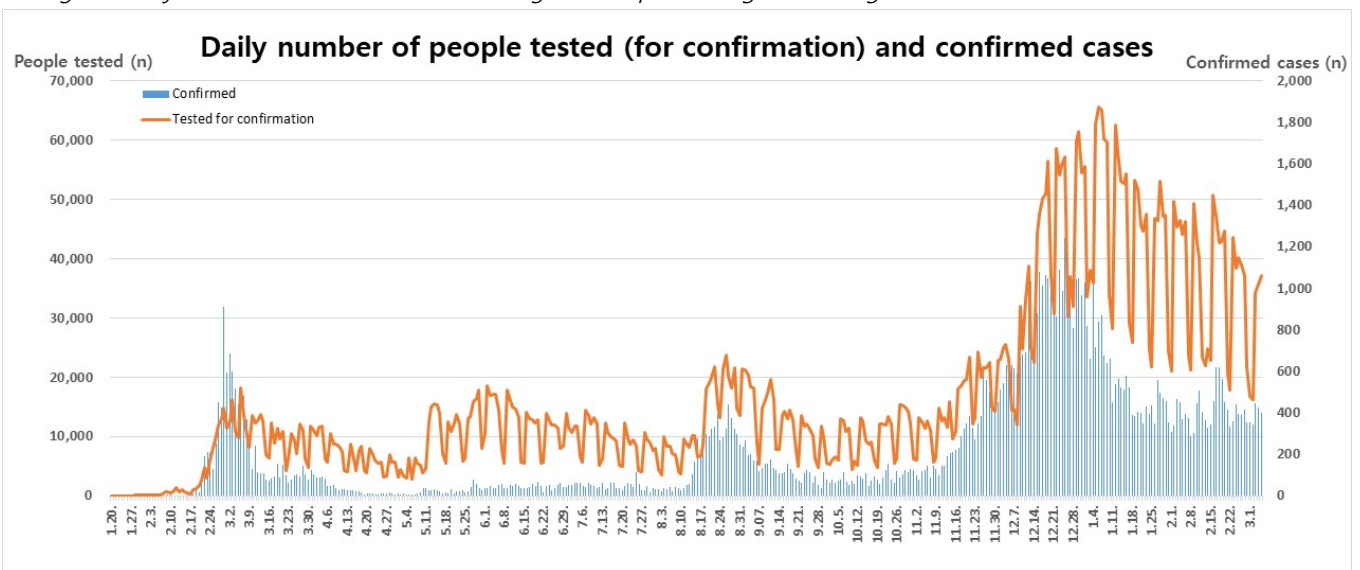
Overall case and test status as of 0:00 today (cumulative since 3 January 2020)

Period (since 3 Jan)	Total	Tested positive (PCR)				Testing in progress	Tested negative (PCR)
		Confirmed	Discharged from isolation	Under isolation	Deceased		
As of 0:00 4 March 2021 (Thur)	6,751,900	91,240	82,162	7,459	1,619	60,089	6,600,571
As of 0:00 5 March 2021 (Fri)	6,789,011	91,638	82,560	7,451	1,627	63,707	6,633,666
Difference	+37,111	+398	+398	-8	+8	+3,618	+33,095

* Based on case data reported to the KDCA

** Testing in progress includes number of completed tests with negative results that are being recorded with delays

※ Figures subject to correction based on findings from epidemiological investigations





KDCA

Korea Disease Control and
Prevention Agency

Updates on COVID-19 in Republic of Korea

5 March 2021

Regional distribution of cases as of 0:00 today (cumulative since 3 January 2020)

Region	New cases		Total cases	(%)	Incidence rate* (per 100,000)
	Local	Imported			
Seoul	129	0	28,820	(31.45)	296.09
Busan	20	0	3,302	(3.60)	96.78
Daegu	3	0	8,676	(9.47)	356.09
Incheon	12	1	4,507	(4.92)	152.46
Gwangju	5	1	2,111	(2.30)	144.92
Daejeon	0	0	1,196	(1.31)	81.13
Ulsan	0	3	1,019	(1.11)	88.84
Sejong	1	0	237	(0.26)	69.23
Gyeonggi	168	5	24,415	(26.64)	184.26
Gangwon	4	0	1,887	(2.06)	122.49
Chungbuk	19	0	1,820	(1.99)	113.79
Chungnam	8	1	2,469	(2.69)	116.33
Jeonbuk	3	0	1,224	(1.34)	67.35
Jeonnam	0	0	872	(0.95)	46.76
Gyeongbuk	4	2	3,292	(3.59)	123.64
Gyeongnam	3	0	2,211	(2.41)	65.78
Jeju	2	0	584	(0.64)	87.07
Border Screening	0	4	2,996	(3.27)	-
Total	381	17	91,638	(100)	176.75

* Total (cumulative) number of cases reported since January 2020 of region / Population of region (based on resident registration data of the Ministry of the Interior as of January 2020)

* Incidence rate based on the number of confirmed cases with the address of the reporting institution



KDCA

Korea Disease Control and
Prevention Agency

Updates on COVID-19 in Republic of Korea

5 March 2021

Confirmed cases by gender and age group

		New cases (%)	Total cases (%)	Incidence rate* (per 100,000)
Total		398 (100)	91,638 (100)	176.75
Sex	Male	212 (53.27)	45,277 (49.41)	175.07
	Female	186 (46.73)	46,361 (50.59)	178.42
Age	80 or above	14 (3.52)	4,438 (4.84)	233.67
	70-79	25 (6.28)	6,913 (7.54)	191.65
	60-69	54 (13.57)	14,270 (15.57)	224.93
	50-59	75 (18.84)	17,030 (18.58)	196.49
	40-49	73 (18.34)	13,180 (14.38)	157.11
	30-39	59 (14.82)	12,031 (13.13)	170.77
	20-29	61 (15.33)	13,821 (15.08)	203.06
	10-19	25 (6.28)	6,201 (6.77)	125.51
	0-9	12 (3.02)	3,754 (4.10)	90.49

* Total (cumulative) number of cases reported since January 2020 by sex and age / Population by sex and age (based on resident registration data of the Ministry of the Interior as of January 2020)

※ Figures subject to correction based on findings from epidemiological investigations

1) Corrected local reporting error (Feb 25, 0:00, Daegu local transmission -1)

Deaths by gender and age group

		New deaths (%)	Total deaths (%)	Case fatality rate (%)
Total		8 (100)	1,627 (100)	1.78
Sex	Male	3 (37.50)	811 (49.85)	1.79
	Female	5 (62.50)	816 (50.15)	1.76
Age	80 or above	4 (50.00)	919 (56.48)	20.71
	70-79	4 (50.00)	447 (27.47)	6.47
	60-69	0 (0.00)	186 (11.43)	1.30
	50-59	0 (0.00)	54 (3.32)	0.32
	40-49	0 (0.00)	14 (0.86)	0.11
	30-39	0 (0.00)	6 (0.37)	0.05
	20-29	0 (0.00)	1 (0.06)	0.01
	10-19	0 (0.00)	0 (0.00)	0.00
	0-9	0 (0.00)	0 (0.00)	0.00

* Case fatality rate (CFR) (%) = Number of deaths / Number of confirmed cases x 100

※ Figures subject to correction based on findings from epidemiological investigations



KDCA

Korea Disease Control and
Prevention Agency

Updates on COVID-19 in Republic of Korea

5 March 2021

AGE DISTRIBUTION OF SEVERE/CRITICAL CASES

	2.20.	2.21.	2.22.	2.23.	2.24.	2.25.	2.26.	2.27.	2.28.	3.1.	3.2.	3.3.	3.4.	3.5.
Total	156	155	146	148	140	144	144	142	135	131	135	129	140	135

	Severe/Critical	(%)
Total	135	(100.0)
80 and above	31	(23.0)
70-79	48	(35.6)
60-69	40	(29.6)
50-59	15	(11.1)
40-49	0	(0.0)
30-39	1	(0.7)
20-29	0	(0.0)
10-19	0	(0.0)
0-9	0	(0.0)

* Severe/Critical: COVID-19 patients in isolation being treated with high flow oxygen therapy, mechanical ventilator, ECMO (Extracorporeal Membrane Oxygenation), CRRT (Continuous Renal Replacement Therapy)

* ICU treatment is decided based on the need for intensive care based on factors such as clinical condition and presence of any underlying medical condition and may differ from severe and critical case classification criteria. The number of severe/critical cases may not match the number of patients in ICU.

※ Figures subject to correction based on findings from epidemiological investigations



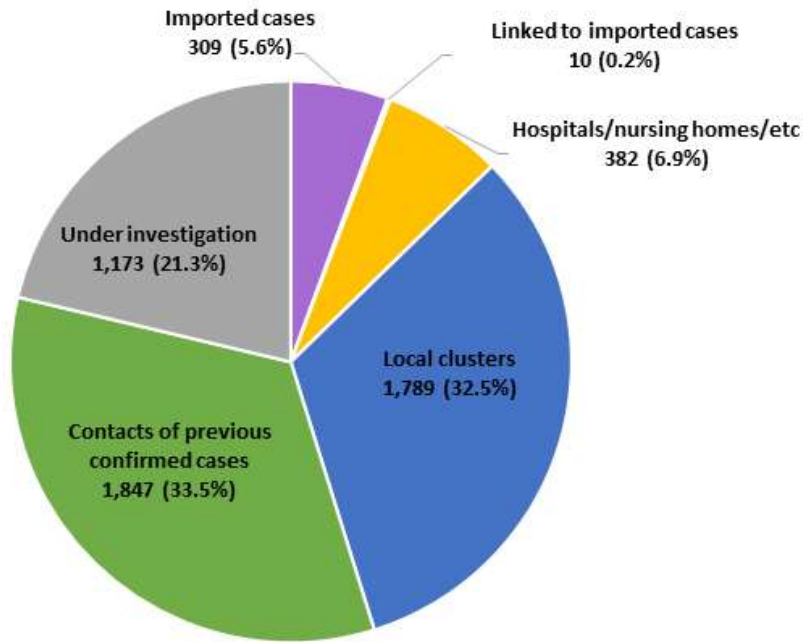
KDCA

Korea Disease Control and Prevention Agency

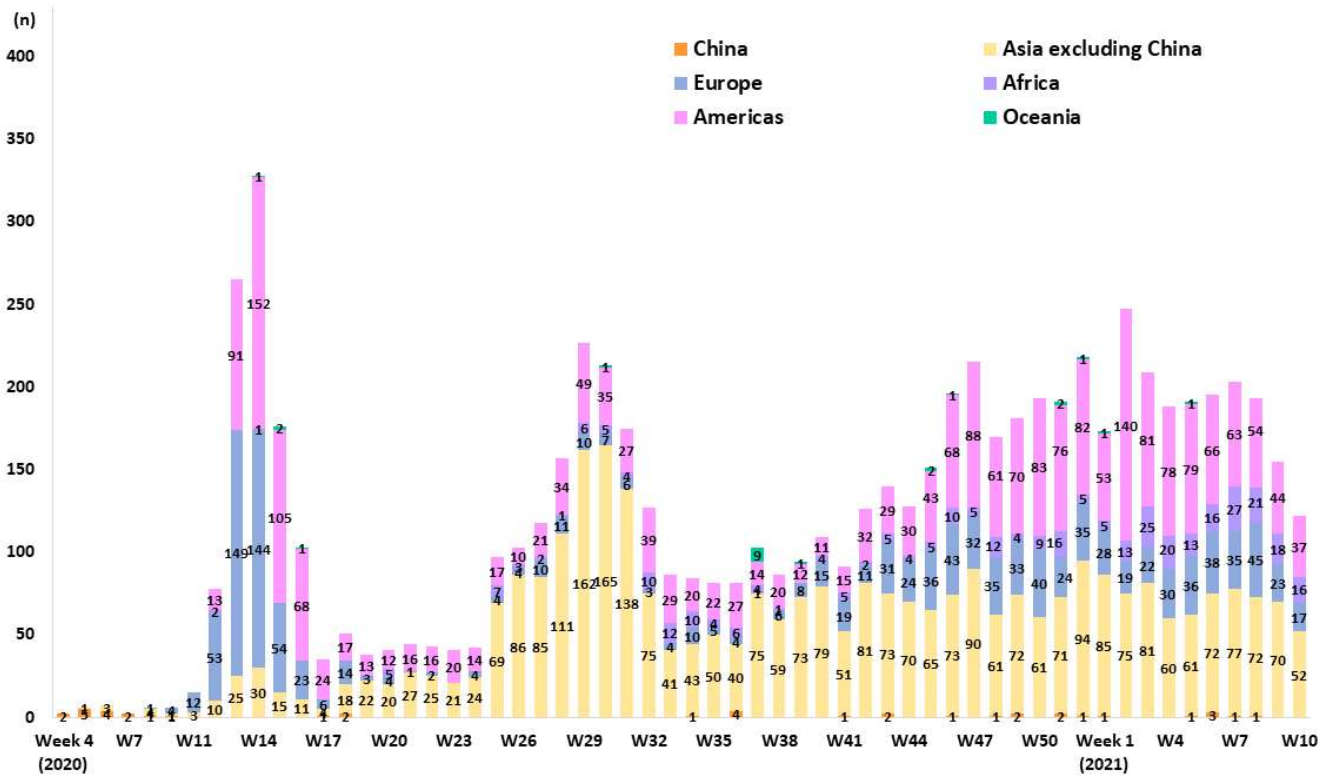
Updates on COVID-19 in Republic of Korea

5 March 2021

NEW CASES (LAST 2 WEEKS) BY CHAIN OF TRANSMISSION



IMPORTED CASES





KDCA

Korea Disease Control and Prevention Agency

Updates on COVID-19 in Republic of Korea

5 March 2021

REGIONAL DISTRIBUTION AND EPIDEMIOLOGICAL LINKS OF CONFIRMED CASES

Region	Confirmed cases									Other major clusters
	Total	Imported cases	Clusters				Other*	Under investigation	New cases	
			Sub-total	Shin-cheonji cluster	Other local clusters	Imported related				
Seoul	28,820	934	10,856	8	10,748	100	9,432	7,598	129	Past large clusters: • Sarang Jeil Church (1173) • Aug 15 Seoul rallies (650) • Seoul Gangseo-gu dance lessons (329) • Seoul Jongno-gu restaurant / singing class (315) • Nightclubs (277) • Yongjin Woori Jeil Church (221) • Richway (210) • Guro-gu call center (170) • Coupang fulfillment center (152) • Gwangju door-to-door sales (150) • Seoul Noryangjin teacher appointment exam preparation classes (112) • Newly planted churches group (119) • Gangseo-gu religious facility (258) • Chungbuk hospitals (472) • Gyeongbuk Sangju-si BTJ (808) • Busan/Ulsan janggu lessons (268) • Gyeongnam Jinju-si prayer house (120) • Yongsan-gu construction site (123)
Busan	3,302	135	2,044	12	1,975	57	666	457	20	
Daegu	8,676	156	6,431	4,512	1,912	7	1,144	945	3	
Incheon	4,507	234	2,119	2	2,107	10	1,397	757	13	
Gwangju	2,111	130	1,693	9	1,678	6	140	148	6	
Daejeon	1,196	54	643	2	640	1	313	186	0	
Ulsan	1,019	93	725	16	705	4	125	76	3	
Sejong	237	25	116	1	114	1	48	48	1	
Gyeonggi	24,415	1,532	9,727	29	9,619	79	8,253	4,903	173	
Gangwon	1,887	75	1,062	17	1,044	1	486	264	4	
Chungbuk	1,820	90	976	6	963	7	475	279	19	
Chungnam	2,469	165	1,302	0	1,301	1	601	401	9	
Jeonbuk	1,224	106	873	1	871	1	125	120	3	
Jeonnam	872	69	627	1	615	11	93	83	0	
Gyeongbuk	3,292	165	2,303	565	1,735	3	487	337	6	
Gyeongnam	2,211	154	1,375	33	1,309	33	384	298	3	
Jeju	584	33	363	0	362	1	111	77	2	
Points of Entry	2,996	2,996	0	0	0	0	0	0	4	
Total	91,638 (%)	7,146 (7.8)	43,235 (47.2)	5,214 (5.7)	37,698 (41.1)	323 (0.4)	24,280 (26.5)	16,977 (18.5)	398	

* Includes contacts of confirmed cases

※ The interim classification is based on the reporting location, which may change depending on further epidemiological investigation.