



KDCA

Korea Disease Control and Prevention Agency

# Updates on COVID-19 in Republic of Korea

6 March 2021

## Local transmission cases as of 0:00 today (cumulative since 3 January 2020)

	Total	City							
		Seoul	Busan	Daegu	Incheon	Gwangju	Daejeon	Ulsan	Sejong
<b>New</b>	404	126	12	3	19	1	0	4	1
<b>Cumulative</b>	84,895 <sup>1)</sup>	28,011 <sup>1)</sup>	3,179	8,523	4,292	1,982	1,142	930	213
	Total	Province							
		Gyeonggi	Gangwon	Chung-buk	Chung-nam	Jeon-buk	Jeon-nam	Gyeong-buk	Gyeong-nam
<b>New</b>	172	7	22	7	4	3	13	5	5
<b>Cumulative</b>	23,055	1,819	1,752	2,311	1,122	806	3,140	2,062	556

<sup>1)</sup> Reporting correction (Feb.26. 0:00, Seoul -1)

## Imported cases, as of 0:00 today (cumulative since 3 January 2020)

	Total	Region/Country						Where confirmed		Nationality	
		China	Asia ex-China	Europe	America	Africa	Oceania	Point of Entry	Community	Korean	Other
<b>New</b>	14	0	8	0	4	2	0	6	8	7	7
<b>Total</b>	7,160	40 (0.6%)	3,190 (44.5%)	1,238 (17.3%)	2,324 (32.5%)	345 (4.8%)	23 (0.3%)	3,002 (41.9%)	4,158 (58.1%)	3,864 (54.0%)	3,296 (46.0%)

\* Asia excluding China: Philippines 1, UAE 3, Indonesia 1, Pakistan 2, Bahrain 1  
 America: US 2, Brazil 1, Guatemala 1 / Africa: Senegal 1, Nigeria 1

## Case status, as of 0:00 today (cumulative since 3 January 2020)

	Discharged from isolation	Under isolation	Severe/critical cases	Deceased
<b>As of 0:00 05 March 2021 (Fri)</b>	82,560	7,450 <sup>1)</sup>	135	1,627
<b>As of 0:00 06 March 2021 (Sat)</b>	82,913	7,510	136	1,632
<b>Difference</b>	(+)353	(+)60	(+)1	(+)5

\* Based on case data reported to the KDCA

\*\* Severe/Critical: COVID-19 patients in isolation being treated with high flow oxygen therapy, mechanical ventilator, ECMO (Extracorporeal Membrane Oxygenation), CRRT (Continuous Renal Replacement Therapy)

※ Figures subject to correction based on findings from epidemiological investigations

<sup>1)</sup> Reporting correction (Feb.26. 0:00, Seoul -1)



KDCA

Korea Disease Control and  
Prevention Agency

# Updates on COVID-19 in Republic of Korea

6 March 2021

## Recent major local clusters as of 12:00 today

Location	Cluster	New cases	Total cases
Seoul Nowon-gu	Restaurant	8	18
Seoul Dongdaemun-gu	Hospital 3	3	13
Seoul Eunpyung-gu	Sauna	1	16
Incheon Michuhol-gu	Family/Friends Gathering	9	10
Gyeonggi Dongducheon-si	Foreigner cluster	18	132
Gyeonggi Pochon-si	Friends Gathering	9	10
Gyeonggi Ichon-si	Box Manufacturer	2	41
Gyeonggi Ichon-si	Styrofoam Factory	3	15
Gyeonggi Gunpo-si	Friends Gathering	10	11
Gyeonggi Suwon-si	Takwondo Academy/Day care center	6	32
Chungbuk Eumseong-gun	Glass Manufacturer	16	17
Jeonbuk Jeonju-si	Fitness	3	64
Daegu Dong-gu	Family 5	6	7
Daegu Buk-gu	College Students Gathering 2	1	32
Gyeongbuk Pohang-si	Family 3	5	6
Busan Seo-gu	Sea Shipping Labor Union 2	2	11
Jeju Jeju-si	Pub	5	6
Jeju Jeju-si	Bowling Alley	7	8

\* The specific figures may differ from the daily reported statistics or figures disclosed by local municipalities due to factors such as report timing and differences in the time period considered



KDCA

Korea Disease Control and Prevention Agency

# Updates on COVID-19 in Republic of Korea

6 March 2021

Overall case and test status as of 0:00 today (cumulative since 3 January 2020)

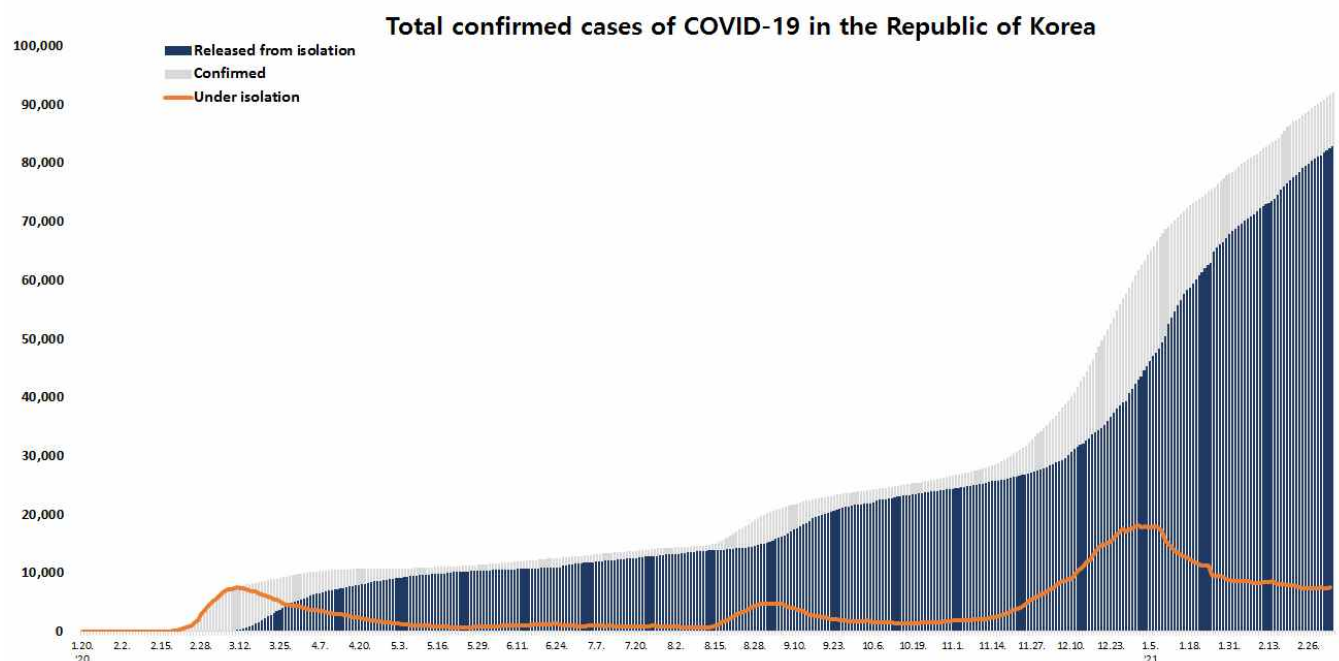
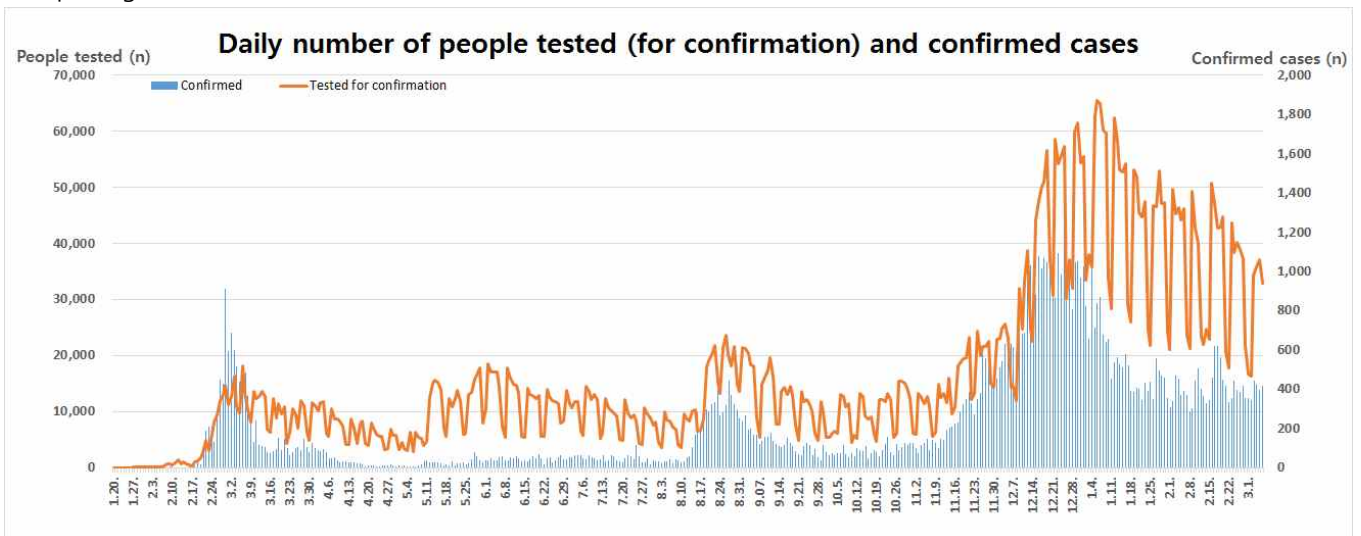
Period (since 3 Jan)	Total	Tested positive (PCR)				Testing in progress	Tested negative (PCR)
		Confirmed	Discharged from isolation	Under isolation	Deceased		
As of 0:00 05 March 2021 (Fri)	6,789,011	91,637 <sup>1)</sup>	82,560	7,450 <sup>1)</sup>	1,627	63,707	6,633,667 <sup>1)</sup>
As of 0:00 06 March 2021 (Sat)	6,821,943	92,055	82,913	7,510	1,632	65,171	6,664,717
<b>Difference</b>	<b>+32,932</b>	<b>+418</b>	<b>+353</b>	<b>+60</b>	<b>+5</b>	<b>+1,464</b>	<b>+31,050</b>

\* Based on case data reported to the KDCA

\*\* Testing in progress includes number of completed tests with negative results that are being recorded with delays

※ Figures subject to correction based on findings from epidemiological investigations

<sup>1)</sup> Reporting correction (Feb.26. 0:00, Seoul -1)





KDCA

Korea Disease Control and  
Prevention Agency

# Updates on COVID-19 in Republic of Korea

6 March 2021

## Regional distribution of cases as of 0:00 today (cumulative since 3 January 2020)

Region	New cases		Total cases	(% )	Incidence rate* (per 100,000)
	Local	Imported			
Seoul	126	2	28,947 <sup>1)</sup>	(31.45)	297.40
Busan	12	0	3,314	(3.60)	97.13
Daegu	3	1	8,680	(9.43)	356.25
Incheon	19	1	4,527	(4.92)	153.14
Gwangju	1	2	2,114	(2.30)	145.12
Daejeon	0	0	1,196	(1.30)	81.13
Ulsan	4	0	1,023	(1.11)	89.19
Sejong	1	1	239	(0.26)	69.82
Gyeonggi	172	1	24,588	(26.71)	185.56
Gangwon	7	0	1,894	(2.06)	122.94
Chungbuk	22	0	1,842	(2.00)	115.17
Chungnam	7	0	2,476	(2.69)	116.66
Jeonbuk	4	0	1,228	(1.33)	67.57
Jeonnam	3	0	875	(0.95)	46.92
Gyeongbuk	13	0	3,305	(3.59)	124.13
Gyeongnam	5	0	2,216	(2.41)	65.93
Jeju	5	0	589	(0.64)	87.81
Border Screening	0	6	3,002	(3.26)	-
<b>Total</b>	<b>404</b>	<b>14</b>	<b>92,055<sup>1)</sup></b>	<b>(100)</b>	<b>177.55</b>

\* Total (cumulative) number of cases reported since January 2020 of region / Population of region (based on resident registration data of the Ministry of the Interior as of January 2020)

\* Incidence rate based on the number of confirmed cases with the address of the reporting institution

<sup>1)</sup> Reporting correction (Feb.26. 0:00, Seoul -1)



KDCA

Korea Disease Control and  
Prevention Agency

# Updates on COVID-19 in Republic of Korea

6 March 2021

## Confirmed cases by gender and age group

		New cases (%)	Total cases (%)	Incidence rate* (per 100,000)
Total		418 (100)	92,055 <sup>1)</sup> (100)	177.55
Sex	Male	226 (54.07)	45,502 (49.43)	175.94
	Female	192 (45.93)	46,553 (50.57)	179.16
Age	80 or above	9 (2.15)	4,447 (4.83)	234.15
	70-79	23 (5.50)	6,936 (7.53)	192.29
	60-69	58 (13.88)	14,328 (15.56)	225.84
	50-59	65 (15.55)	17,095 (18.57)	197.24
	40-49	65 (15.55)	13,245 (14.39)	157.88
	30-39	64 (15.31)	12,095 (13.14)	171.68
	20-29	85 (20.33)	13,905 (15.11)	204.29
	10-19	28 (6.70)	6,229 (6.77)	126.08
0-9	21 (5.02)	3,775 (4.10)	90.99	

\* Total (cumulative) number of cases reported since January 2020 by sex and age / Population by sex and age (based on resident registration data of the Ministry of the Interior as of January 2020)

※ Figures subject to correction based on findings from epidemiological investigations

<sup>1)</sup> Reporting correction (Feb.26. 0:00, Seoul -1)

## Deaths by gender and age group

		New deaths (%)	Total deaths (%)	Case fatality rate (%)
Total		5 (100)	1,632 (100)	1.77
Sex	Male	1 (20.00)	812 (49.75)	1.78
	Female	4 (80.00)	820 (50.25)	1.76
Age	80 or above	2 (40.00)	921 (56.43)	20.71
	70-79	3 (60.00)	450 (27.57)	6.49
	60-69	0 (0.00)	186 (11.40)	1.30
	50-59	0 (0.00)	54 (3.31)	0.32
	40-49	0 (0.00)	14 (0.86)	0.11
	30-39	0 (0.00)	6 (0.37)	0.05
	20-29	0 (0.00)	1 (0.06)	0.01
	10-19	0 (0.00)	0 (0.00)	0.00
0-9	0 (0.00)	0 (0.00)	0.00	

\* Case fatality rate (CFR) (%) = Number of deaths / Number of confirmed cases x 100

※ Figures subject to correction based on findings from epidemiological investigations



KDCA

Korea Disease Control and  
Prevention Agency

# Updates on COVID-19 in Republic of Korea

6 March 2021

## AGE DISTRIBUTION OF SEVERE/CRITICAL CASES

	2.21.	2.22.	2.23.	2.24.	2.25.	2.26.	2.27.	2.28.	3.1.	3.2.	3.3.	3.4.	3.5.	3.6.
<b>Total</b>	155	146	148	140	144	144	142	135	131	135	129	140	135	136

	Severe/Critical	( % )
<b>Total</b>	<b>136</b>	<b>( 100.0 )</b>
80 and above	30	( 22.1 )
70-79	48	( 35.3 )
60-69	42	( 30.9 )
50-59	15	( 11.0 )
40-49	0	( 0.0 )
30-39	1	( 0.7 )
20-29	0	( 0.0 )
10-19	0	( 0.0 )
0-9	0	( 0.0 )

\* Severe/Critical: COVID-19 patients in isolation being treated with high flow oxygen therapy, mechanical ventilator, ECMO (Extracorporeal Membrane Oxygenation), CRRT (Continuous Renal Replacement Therapy)

\* ICU treatment is decided based on the need for intensive care based on factors such as clinical condition and presence of any underlying medical condition and may differ from severe and critical case classification criteria. The number of severe/critical cases may not match the number of patients in ICU.

※ Figures subject to correction based on findings from epidemiological investigations



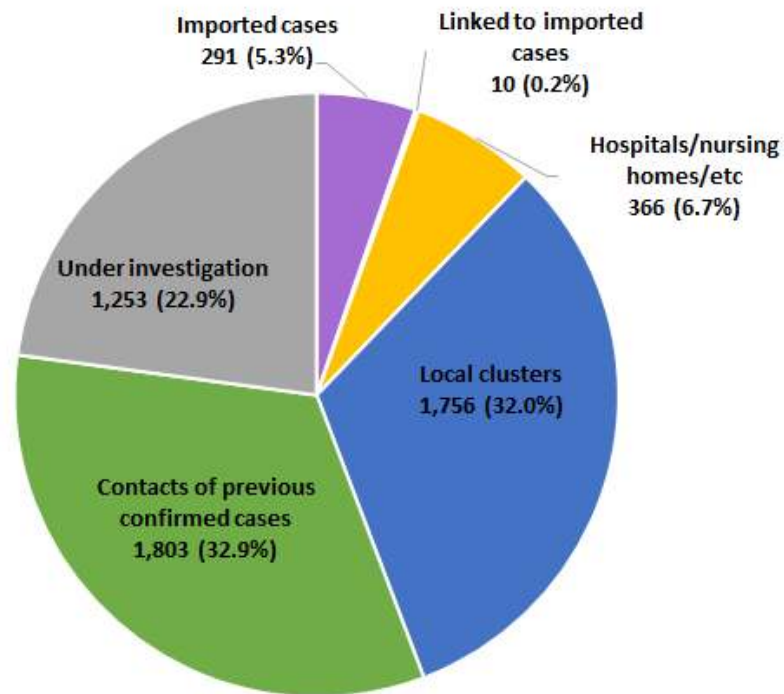
KDCA

Korea Disease Control and Prevention Agency

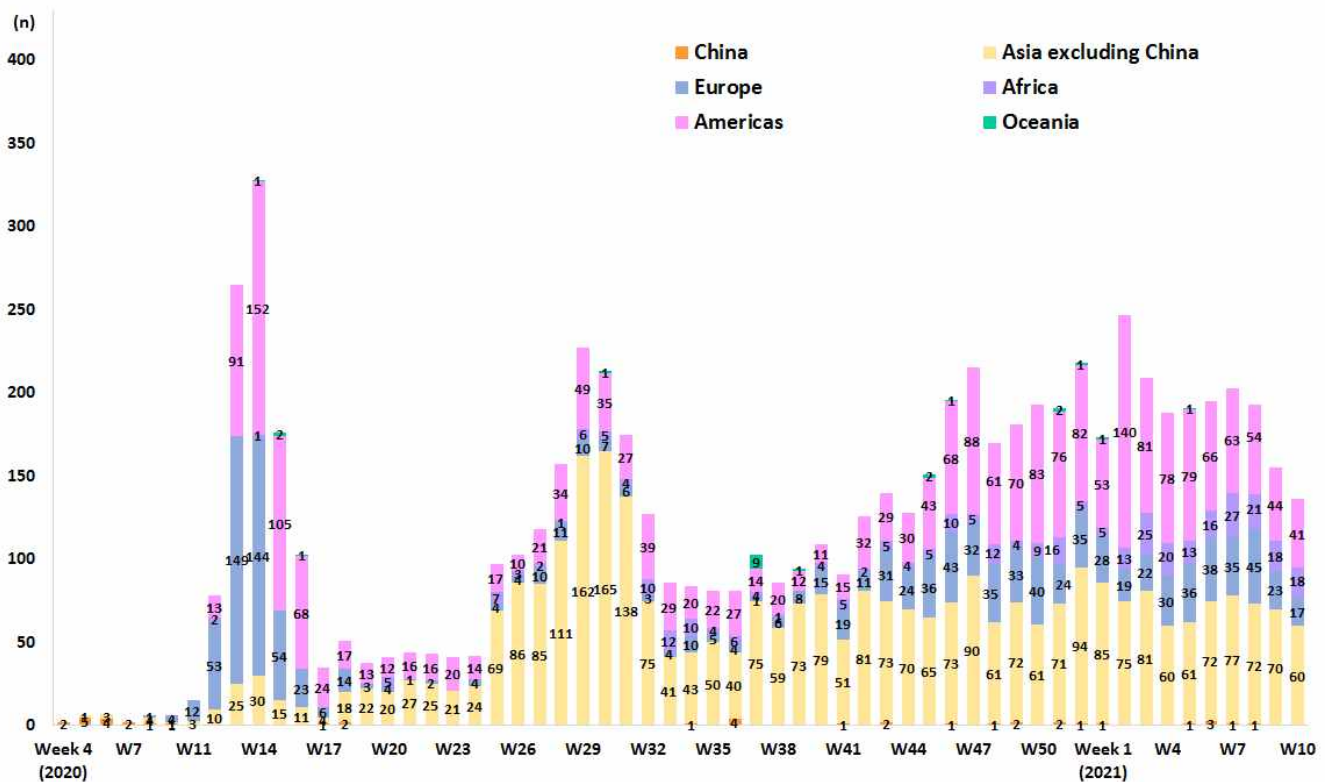
# Updates on COVID-19 in Republic of Korea

6 March 2021

## NEW CASES (LAST 2 WEEKS) BY CHAIN OF TRANSMISSION



## IMPORTED CASES





KDCA

Korea Disease Control and Prevention Agency

# Updates on COVID-19 in Republic of Korea

6 March 2021

## REGIONAL DISTRIBUTION AND EPIDEMIOLOGICAL LINKS OF CONFIRMED CASES

Region	Confirmed cases									Other major clusters
	Total	Imported cases	Clusters				Other*	Under investigation	New cases	
			Sub-total	Shin-cheonji cluster	Other local clusters	Imported related				
Seoul	28,947	936	10,889	8	10,781	100	9,469	7,653	128	Past large clusters: • Sarang Jeil Church (1,173) • Aug 15 Seoul rallies (650) • Seoul Gangseo-gu dance lessons (329) • Nightclubs (277) • Yongjin Woori Jeil Church (221) • Richway (210) • Guro-gu call center (170) • Coupang fulfillment center (152) • Gwangju door-to-door sales (150) • Newly planted churches group (119)
Busan	3,314	135	2,050	12	1,981	57	668	461	12	
Daegu	8,680	157	6,439	4,512	1,920	7	1,139	945	4	
Incheon	4,527	235	2,125	2	2,113	10	1,407	760	20	
Gwangju	2,114	132	1,698	9	1,683	6	138	146	3	
Daejeon	1,196	54	643	2	640	1	313	186	0	
Ulsan	1,023	93	725	16	705	4	127	78	4	
Sejong	239	26	117	1	115	1	48	48	2	
Gyeonggi	24,588	1,533	9,790	29	9,682	79	8,288	4,977	173	
Gangwon	1,894	75	1,070	17	1,052	1	486	263	7	
Chungbuk	1,842	90	1,004	6	991	7	467	281	22	
Chungnam	2,476	165	1,307	0	1,306	1	602	402	7	
Jeonbuk	1,228	106	875	1	873	1	126	121	4	
Jeonnam	875	69	627	1	615	11	94	85	3	
Gyeongbuk	3,305	165	2,305	565	1,736	4	495	340	13	
Gyeongnam	2,216	154	1,375	33	1,309	33	386	301	5	
Jeju	589	33	373	0	372	1	106	77	5	
Points of Entry	3,002	3,002	0	0	0	0	0	0	6	
Total	92,055 (%)	7,160 (7.8)	43,412 (47.2)	5,214 (5.7)	37,874 (41.1)	324 (0.4)	24,359 (26.5)	17,124 (18.6)	418	

\* Includes contacts of confirmed cases

※ The interim classification is based on the reporting location, which may change depending on further epidemiological investigation.