



KDCA

Korea Disease Control and
Prevention Agency

Updates on COVID-19 in Republic of Korea

7 March 2021

Local transmission cases as of 0:00 today (cumulative since 3 January 2020)

	Total	City							
		Seoul	Busan	Daegu	Incheon	Gwangju	Daejeon	Ulsan	Sejong
New	399	127	6	8	27	4	1	2	2
Cumulative	85,294	28,138	3,185	8,531	4,319	1,986	1,143	932	215
	Total	Province							
		Gyeonggi	Gangwon	Chung-buk	Chung-nam	Jeon-buk	Jeon-nam	Gyeong-buk	Gyeong-nam
New	169	10	8	6	5	6	11	3	4
Cumulative	23,224	1,829	1,760	2,317	1,127	812	3,151	2,065	560

Imported cases, as of 0:00 today (cumulative since 3 January 2020)

	Total	Region/Country						Where confirmed		Nationality	
		China	Asia ex-China	Europe	America	Africa	Oceania	Point of Entry	Community	Korean	Other
New	17	0	9	2	5	1	0	5	12	6	11
Total	7,177	40 (0.6%)	3,199 (44.5%)	1,240 (17.3%)	2,329 (32.5%)	346 (4.8%)	23 (0.3%)	3,008 (41.9%)	4,169 (58.1%)	3,871 (53.9%)	3,306 (46.1%)

* Asia excluding China: Russia 4, Indonesia 3, Kazakhstan 1, Pakistan 1,
Europe: Poland 1, Czech Republic 1
America: US 4, Canada 1,
Africa: Ghana 1

Case status, as of 0:00 today (cumulative since 3 January 2020)

	Discharged from isolation	Under isolation	Severe/critical cases	Deceased
As of 0:00 6 March 2021 (Sat)	82,913	7,510	136	1,632
As of 0:00 7 March 2021 (Sun)	83,220	7,617	134	1,634
Difference	(+)307	(+)107	(-)2	(+)2

* Based on case data reported to the KDCA

** Severe/Critical: COVID-19 patients in isolation being treated with high flow oxygen therapy, mechanical ventilator, ECMO (Extracorporeal Membrane Oxygenation), CRRT (Continuous Renal Replacement Therapy)

※ Figures subject to correction based on findings from epidemiological investigations



KDCA

Korea Disease Control and
Prevention Agency

Updates on COVID-19 in Republic of Korea

7 March 2021

Recent major local clusters as of 12:00 today

Location	Cluster	New cases	Total cases
Seoul Nowon-gu	Restaurant	5	23
Seoul Dongdaemun-gu	Convalescent hospital	10	11
Incheon Namdong-gu	Convalescent hospital	6	22
Gyeonggi Gimpo-si	Convalescent hospital	10	24
Gyeonggi Dongducheon-si	Foreigner cluster	14	146
Gyeonggi Pocheon-si	Friends Gathering	2	12
Gyeonggi Yongin-si	Athlete / sport facility	6	66
Chungbuk Cheongju-si	Food company	1	8
Chungbuk Jincheon	Meat processing factory 2	2	24
Gwangju Seo-gu	Call center	3	76
Jeonbuk Jeonju-si	Fitness	2	66
Daegu Jung-gu	Family / Sports center	7	8
Daegu Buk-gu	College social gathering 2	2	34
Gyeongbuk Pohang-si	Church	6	11
Gangwon Jeongseon-gun	Church	8	47

* The specific figures may differ from the daily reported statistics or figures disclosed by local municipalities due to factors such as report timing and differences in the time period considered



KDCA

Korea Disease Control and Prevention Agency

Updates on COVID-19 in Republic of Korea

7 March 2021

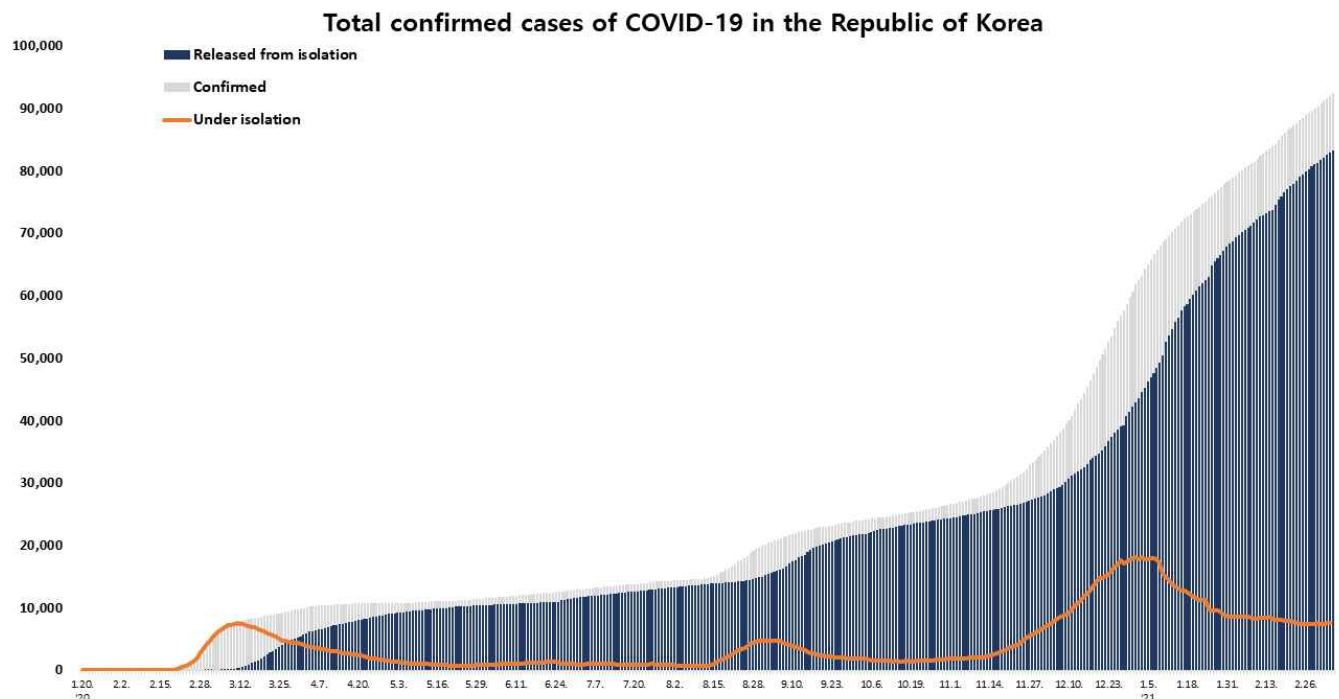
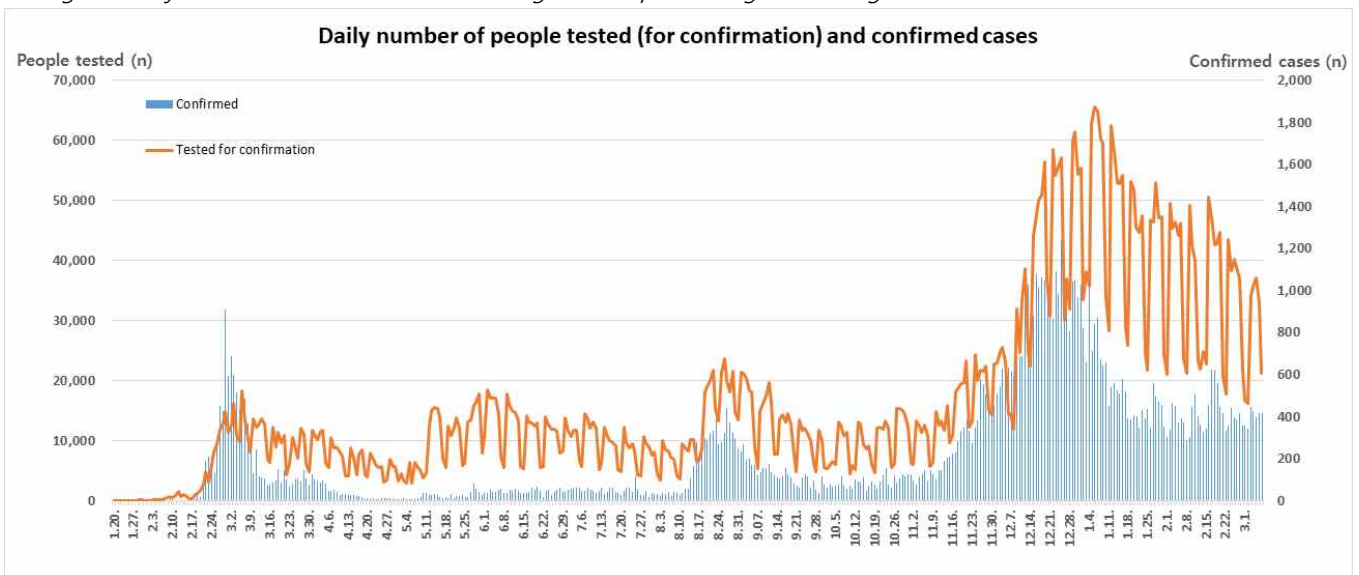
Overall case and test status as of 0:00 today (cumulative since 3 January 2020)

Period (since 3 Jan)	Total	Tested positive (PCR)				Testing in progress	Tested negative (PCR)
		Confirmed	Discharged from isolation	Under isolation	Deceased		
As of 0:00 6 March 2021(Sat)	6,821,943	92,055	82,913	7,510	1,632	65,171	6,664,717
As of 0:00 7 March 2021(Sun)	6,843,126	92,471	83,220	7,617	1,634	66,396	6,684,259
Difference	+21,183	+416	+307	+107	+2	+1,225	+19,542

* Based on case data reported to the KDCA

** Testing in progress includes number of completed tests with negative results that are being recorded with delays

※ Figures subject to correction based on findings from epidemiological investigations





KDCA

Korea Disease Control and
Prevention Agency

Updates on COVID-19 in Republic of Korea

7 March 2021

Regional distribution of cases as of 0:00 today (cumulative since 3 January 2020)

Region	New cases		Total cases	(%)	Incidence rate* (per 100,000)
	Local	Imported			
Seoul	127	5	29,079	(31.45)	298.75
Busan	6	0	3,320	(3.59)	97.31
Daegu	8	0	8,688	(9.40)	356.58
Incheon	27	1	4,555	(4.93)	154.09
Gwangju	4	0	2,118	(2.29)	145.40
Daejeon	1	0	1,197	(1.29)	81.20
Ulsan	2	0	1,025	(1.11)	89.36
Sejong	2	0	241	(0.26)	70.40
Gyeonggi	169	3	24,760	(26.78)	186.86
Gangwon	10	0	1,904	(2.06)	123.59
Chungbuk	8	1	1,851	(2.00)	115.73
Chungnam	6	0	2,482	(2.68)	116.94
Jeonbuk	5	0	1,233	(1.33)	67.85
Jeonnam	6	0	881	(0.95)	47.25
Gyeongbuk	11	2	3,318	(3.59)	124.62
Gyeongnam	3	0	2,219	(2.40)	66.02
Jeju	4	0	593	(0.64)	88.41
Border Screening	0	5	3,007	(3.25)	-
Total	399	17	92,471	(100)	178.35

* Total (cumulative) number of cases reported since January 2020 of region / Population of region (based on resident registration data of the Ministry of the Interior as of January 2020)

* Incidence rate based on the number of confirmed cases with the address of the reporting institution



KDCA

Korea Disease Control and
Prevention Agency

Updates on COVID-19 in Republic of Korea

7 March 2021

Confirmed cases by gender and age group

		New cases (%)	Total cases (%)	Incidence rate* (per 100,000)
Total		416 (100)	92,471 (100)	178.35
Sex	Male	218 (52.40)	45,720 (49.44)	176.78
	Female	198 (47.60)	46,751 (50.56)	179.92
Age	80 or above	16 (3.85)	4,463 (4.83)	234.99
	70-79	37 (8.89)	6,973 (7.54)	193.31
	60-69	53 (12.74)	14,381 (15.55)	226.68
	50-59	66 (15.87)	17,161 (18.56)	198.00
	40-49	53 (12.74)	13,298 (14.38)	158.51
	30-39	65 (15.63)	12,160 (13.15)	172.60
	20-29	77 (18.51)	13,982 (15.12)	205.42
	10-19	31 (7.45)	6,260 (6.77)	126.71
	0-9	18 (4.33)	3,793 (4.10)	91.43

* Total (cumulative) number of cases reported since January 2020 by sex and age / Population by sex and age (based on resident registration data of the Ministry of the Interior as of January 2020)

※ Figures subject to correction based on findings from epidemiological investigations

Deaths by gender and age group

		New deaths (%)	Total deaths (%)	Case fatality rate (%)
Total		2 (100)	1,634 (100)	1.77
Sex	Male	1 (50.00)	813 (49.76)	1.78
	Female	1 (50.00)	821 (50.24)	1.76
Age	80 or above	1 (50.00)	922 (56.43)	20.66
	70-79	1 (50.00)	451 (27.60)	6.47
	60-69	0 (0.00)	186 (11.38)	1.29
	50-59	0 (0.00)	54 (3.30)	0.31
	40-49	0 (0.00)	14 (0.86)	0.11
	30-39	0 (0.00)	6 (0.37)	0.05
	20-29	0 (0.00)	1 (0.06)	0.01
	10-19	0 (0.00)	0 (0.00)	0.00
	0-9	0 (0.00)	0 (0.00)	0.00

* Case fatality rate (CFR) (%) = Number of deaths / Number of confirmed cases x 100

※ Figures subject to correction based on findings from epidemiological investigations



KDCA

Korea Disease Control and
Prevention Agency

Updates on COVID-19 in Republic of Korea

7 March 2021

AGE DISTRIBUTION OF SEVERE/CRITICAL CASES

	2.22.	2.23.	2.24.	2.25.	2.26.	2.27.	2.28.	3.1.	3.2.	3.3.	3.4.	3.5.	3.6.	3.7.
Total	146	148	140	144	144	142	135	131	135	129	140	135	136	134

	Severe/Critical	(%)
Total	134	(100.0)
80 and above	28	(20.9)
70-79	47	(35.1)
60-69	42	(31.3)
50-59	15	(11.2)
40-49	0	(0.0)
30-39	2	(1.5)
20-29	0	(0.0)
10-19	0	(0.0)
0-9	0	(0.0)

* Severe/Critical: COVID-19 patients in isolation being treated with high flow oxygen therapy, mechanical ventilator, ECMO (Extracorporeal Membrane Oxygenation), CRRT (Continuous Renal Replacement Therapy)

* ICU treatment is decided based on the need for intensive care based on factors such as clinical condition and presence of any underlying medical condition and may differ from severe and critical case classification criteria. The number of severe/critical cases may not match the number of patients in ICU.

※ Figures subject to correction based on findings from epidemiological investigations



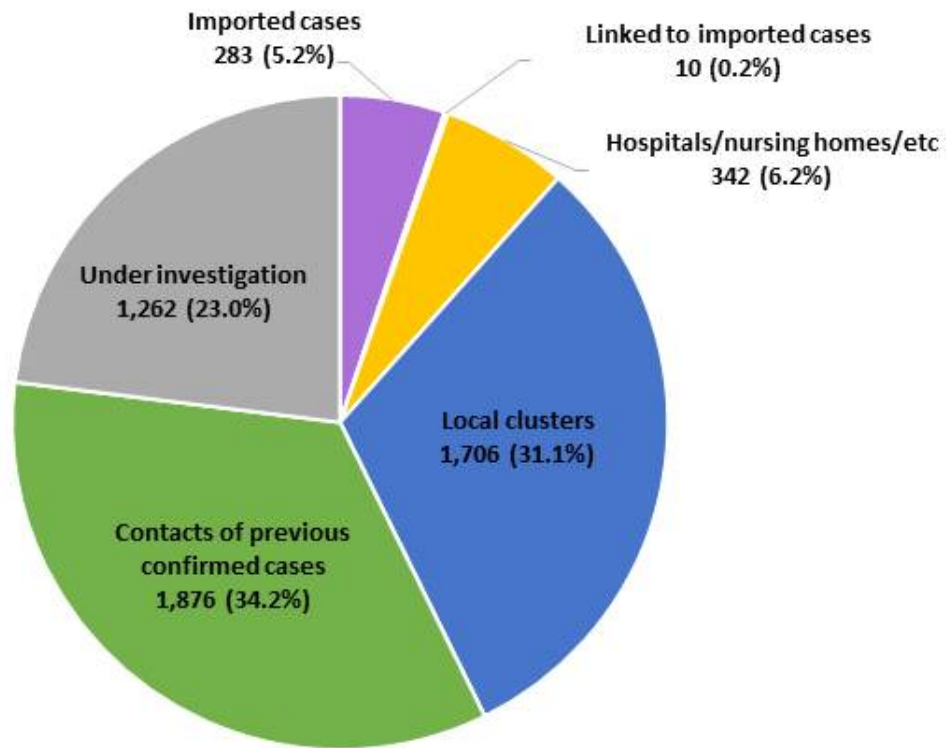
KDCA

Korea Disease Control and Prevention Agency

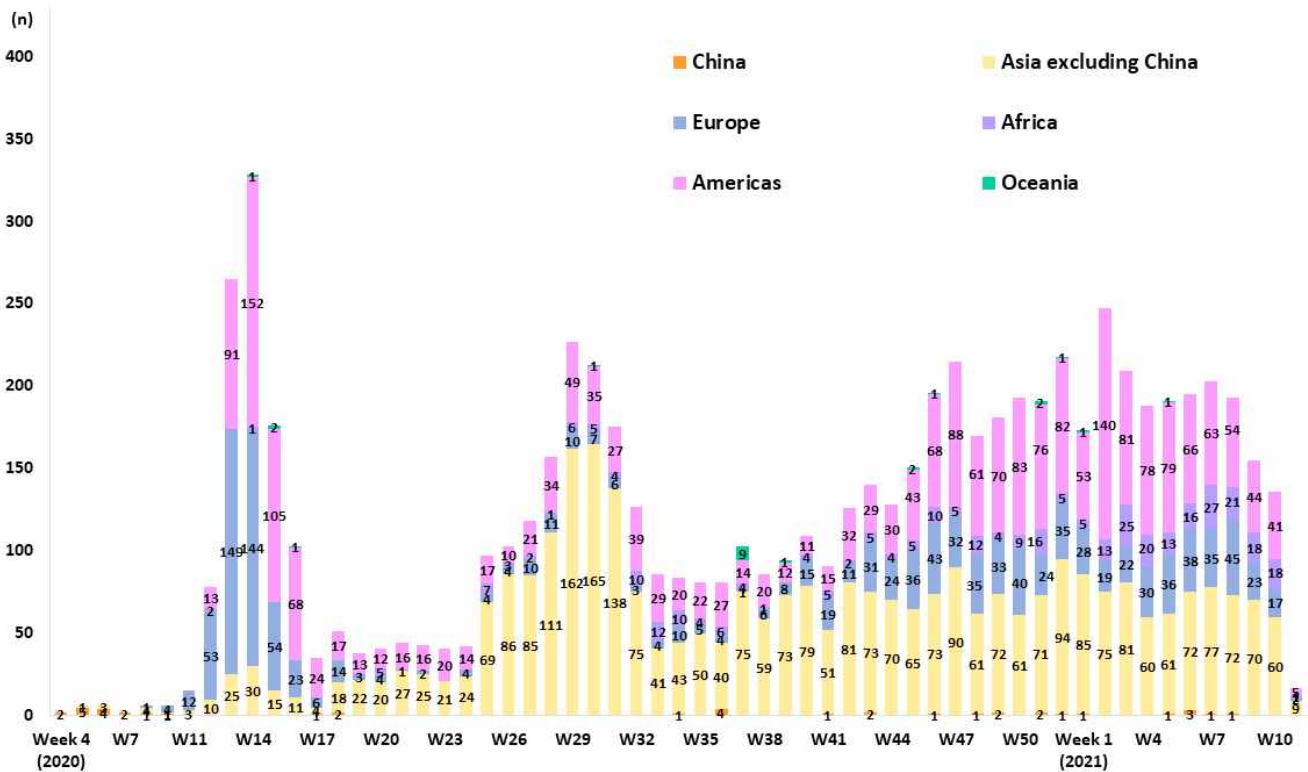
Updates on COVID-19 in Republic of Korea

7 March 2021

NEW CASES (LAST 2 WEEKS) BY CHAIN OF TRANSMISSION



IMPORTED CASES





KDCA

Korea Disease Control and Prevention Agency

Updates on COVID-19 in Republic of Korea

7 March 2021

REGIONAL DISTRIBUTION AND EPIDEMIOLOGICAL LINKS OF CONFIRMED CASES

Region	Confirmed cases									Other major clusters
	Total	Imported cases	Clusters				Other*	Under investigation	New cases	
			Sub-total	Shin-cheonji cluster	Other local clusters	Imported related				
Seoul	29,079	941	10,907	8	10,799	100	9,540	7,691	132	Past large clusters: • Sarang Jeil Church (1173) • Aug 15 Seoul rallies (650) • Seoul Gangseo-gu dance lessons (329) • Nightclubs (277) • Yongjin Woori Jeil Church (221) • Richway (210) • Guro-gu call center (170) • Coupang fulfillment center (152) • Gwangju door-to-door sales (150) • Seoul Noryangjin teacher appointment exam preparation classes (112) • Newly planted churches group (119) • Gangseo-gu religious facility (258) • Chungbuk hospitals (472) • Gyeongbuk Sangju-si BTJ (808) • Busan/Ulsan janggu lessons (268) • Gyeongnam Jinju-si prayer house (120)
Busan	3,320	135	2,050	12	1,981	57	675	460	6	
Daegu	8,688	157	6,441	4,512	1,922	7	1,142	948	8	
Incheon	4,555	236	2,128	2	2,116	10	1,423	768	28	
Gwangju	2,118	132	1,698	9	1,683	6	141	147	4	
Daejeon	1,197	54	643	2	640	1	313	187	1	
Ulsan	1,025	93	725	16	705	4	129	78	2	
Sejong	241	26	118	1	116	1	48	49	2	
Gyeonggi	24,760	1,536	9,842	29	9,734	79	8,375	5,007	172	
Gangwon	1,904	75	1,070	17	1,052	1	492	267	10	
Chungbuk	1,851	91	1,009	6	996	7	470	281	9	
Chungnam	2,482	165	1,308	0	1,307	1	605	404	6	
Jeonbuk	1,233	106	878	1	876	1	128	121	5	
Jeonnam	881	69	628	1	616	11	97	87	6	
Gyeongbuk	3,318	167	2,322	565	1,753	4	489	340	13	
Gyeongnam	2,219	154	1,375	33	1,309	33	388	302	3	
Jeju	593	33	377	0	376	1	106	77	4	
Points of Entry	3,007	3,007	0	0	0	0	0	0	5	
Total	92,471 (%)	7,177 (7.8)	43,519 (47.1)	5,214 (5.6)	37,981 (41.1)	324 (0.4)	24,561 (26.6)	17,214 (18.6)	416	

* Includes contacts of confirmed cases

※ The interim classification is based on the reporting location, which may change depending on further epidemiological investigation.