



KDCA

Korea Disease Control and Prevention Agency

Updates on COVID-19 in Republic of Korea

9 March 2021

Local transmission cases as of 0:00 today (cumulative since 3 January 2020)

	Total	City							
		Seoul	Busan	Daegu	Incheon	Gwangju	Daejeon	Ulsan	Sejong
New	427	98	19	3	20	32	1	11	0
Cumulative	86,056	28,333	3,216	8,540	4,354	2,032	1,144	946	216
	Total	Province							
		Gyeonggi	Gangwon	Chung-buk	Chung-nam	Jeon-buk	Jeon-nam	Gyeong-buk	Gyeong-nam
New	181	13	21	14	7	2	2	1	2
Cumulative	23,533	1,852	1,801	2,345	1,138	820	3,155	2,066	565

Imported cases, as of 0:00 today (cumulative since 3 January 2020)

	Total	Region/Country						Where confirmed		Nationality	
		China	Asia ex-China	Europe	America	Africa	Oceania	Point of Entry	Community	Korean	Other
New	19	0	7	0	10	2	0	4	15	11	8
Total	7,207	40 (0.6%)	3,213 (44.5%)	1,241 (17.2%)	2,340 (32.5%)	350 (4.9%)	23 (0.3%)	3,016 (41.8%)	4,191 (58.2%)	3,886 (53.9%)	3,321 (46.1%)

* Asia excluding China : Philippines 1, Russia 1, Indonesia 3, UAE 1, India 1
 America : US 7, Mexico 1, Brazil 2,
 Africa : Egypt 1, Senegal 1

Case status, as of 0:00 today (cumulative since 3 January 2020)

	Discharged from isolation	Under isolation	Severe/critical cases	Deceased
As of 0:00 8 March 2021 (Mon)	83,474	7,701	128	1,642
As of 0:00 9 March 2021 (Tues)	83,900	7,718	128	1,645
Difference	(+)426	(+)17	0	(+)3

* Based on case data reported to the KDCA

** Severe/Critical: COVID-19 patients in isolation being treated with high flow oxygen therapy, mechanical ventilator, ECMO (Extracorporeal Membrane Oxygenation), CRRT (Continuous Renal Replacement Therapy)

※ Figures subject to correction based on findings from epidemiological investigations



KDCA

Korea Disease Control and
Prevention Agency

Updates on COVID-19 in Republic of Korea

9 March 2021

Recent major local clusters as of 12:00 today

Location	Cluster	New cases	Total cases
Seoul Gangdong-gu	High school	1	16
Seoul Dongdaemun-gu	Hospital 3	4	17
Seoul Guro-gu	Healthcare facility	2	14
Gyeonggi Anseong-si	Livestock wholesale market	59	77
Gyeonggi Uijeongbu-si	Hospital	15	16
Gyeonggi Dongducheon-si	Foreigners cluster	3	154
Gyeonggi Icheon-si	Amateur soccer club gathering	3	14
Gyeonggi Suwon	Preschool	11	12
Chungnam Cheonan-si	Family	7	8
Chungnam Yesan-gun	Battery manufacturing	6	7
Chungbuk Jecheon-si	Sauna	8	9
Chungbuk Eumseong-gun	Glass manufacturing	6	24
Gwangju Seo-gu	Call center	32	118
Jeonbuk Jeonju-si	Fitness	3	71
Daegu Jung-gu	Family / sport facility	1	11
Busan Seo-gu	General hospital	5	12
Ulsan Buk-gu	Public bath house	7	8
Gangwon Pyeongchang-gun	Accommodation facility	2	7
Jeju Jeju-si	Bowling alley 2	1	7

* The specific figures may differ from the daily reported statistics or figures disclosed by local municipalities due to factors such as report timing and differences in the time period considered

Weekly risk assessment indicators

		2.7.~2.13.	2.14.~2.20.	2.21.~2.27.	2.28.~3.6.
Daily average confirmed cases (n)	Local	353.1	454.9	369.4	371.7
	Imported	29.0	27.6	22.1	19.4
	Total	382.1	482.4	391.6	391.1
Cases with chain of transmission under investigation (%) ⁽ⁿ⁾		23.1(617/2,675)	18.6(629/3,377)	21.6(591/2,741)	24.2(662/2,738)
Percentage under management ¹⁾		43.6	45.0	47.8	45.8
Reproduction number (Rt)		0.96	1.12	0.99	0.94
New clusters		41	55 (▲ ³)	48 (▲ ³⁰)	21 ³⁾
Average critical/severe patients (n)		177	160	146	134
Number of deaths (n)		50	39	42	37
Number of ICU available		540	546	565	582

¹⁾ Of the new cases, percent confirmed while under quarantine

²⁾ Reclassified as belonging to a cluster due to epidemiological link found

³⁾ Figure not final due to ongoing investigation

※ All figures subject to change upon new findings from investigation



KDCA

Korea Disease Control and Prevention Agency

Updates on COVID-19 in Republic of Korea

9 March 2021

COVID-19 vaccination status as of 0:00 today (cumulative since 26 February 2021)

	Total	City							
		Seoul	Busan	Daegu	Incheon	Gwangju	Daejeon	Ulsan	Sejong
New	64,111	11,465	4,784	4,020	2,215	3,099	2,327	1,271	195
Cumulative	383,346	48,715	31,226	19,531	21,197	16,722	10,108	7,756	782

	Gyeonggi	Gangwon	Province						
			Chung-buk	Chung-nam	Jeon-buk	Jeon-nam	Gyeong-buk	Gyeong-nam	Jeju
New	11,819	2,200	1,572	2,960	3,732	3,058	3,396	5,275	723
Cumulative	85,119	8,840	12,873	18,938	19,406	19,187	22,316	37,103	3,527

※ Figures based on recorded data and subject to correction

		(n, %)
Total	Eligible	770,465
	Vaccinated	383,346
	%	49.8
Convalescent hospitals	Eligible	204,401
	Vaccinated	170,662
	%	83.5
Nursing homes / care facilities	Eligible	108,527
	Vaccinated	60,683
	%	55.9
First responders	Eligible	76,409
	Vaccinated	10,299
	%	13.5
Hospitals	Eligible	324,484
	Vaccinated	135,494
	%	41.8
COVID-19 hospitals	Eligible	56,644
	Vaccinated	6,208
	%	11.0

* Eligibility : AstraZeneca=residents/staff of convalescent hospitals, nursing homes, and care facilities under 65 years of age, first responders, and hospitals; Pfizer=COVID-19 hospital staff

※ Figures based on recorded data and subject to correction

Adverse events following COVID-19 vaccination reported as of 0:00 today (cumulative since 26 February 2021)

		Vaccinated (cumulative)	Total	General ¹⁾	Anaphylaxis suspected ²⁾	Severe suspected ³⁾	Deaths
Total	New	383,346	936	924	10	0	2
	Total		4,851	4,790	43	5	13
AstraZeneca	New	377,138	925	913	10	0	2
	Total		4,821	4,760	43	5	13
Pfizer	New	6,208	11	11	-	-	-
	Total		30	30	-	-	-

¹⁾ Mild cases such as headache, fever, nausea, vomiting, etc.

²⁾ Anaphylactoid reaction (32) and anaphylactic shock (1) suspected cases reported by healthcare institution; Anaphylactoid reaction refers to occurrence of symptoms such as shortness of breath, rashes, etc. within 2 hours of vaccination and differs from anaphylaxis

³⁾ Includes convulsion (1) and ICU admitted (4) cases

※ Cases reported as suspected cases of AEFI; causal association not yet determined; investigation for assessment of causal association to take place for deaths or anaphylaxis cases



KDCA

Korea Disease Control and Prevention Agency

Updates on COVID-19 in Republic of Korea

9 March 2021

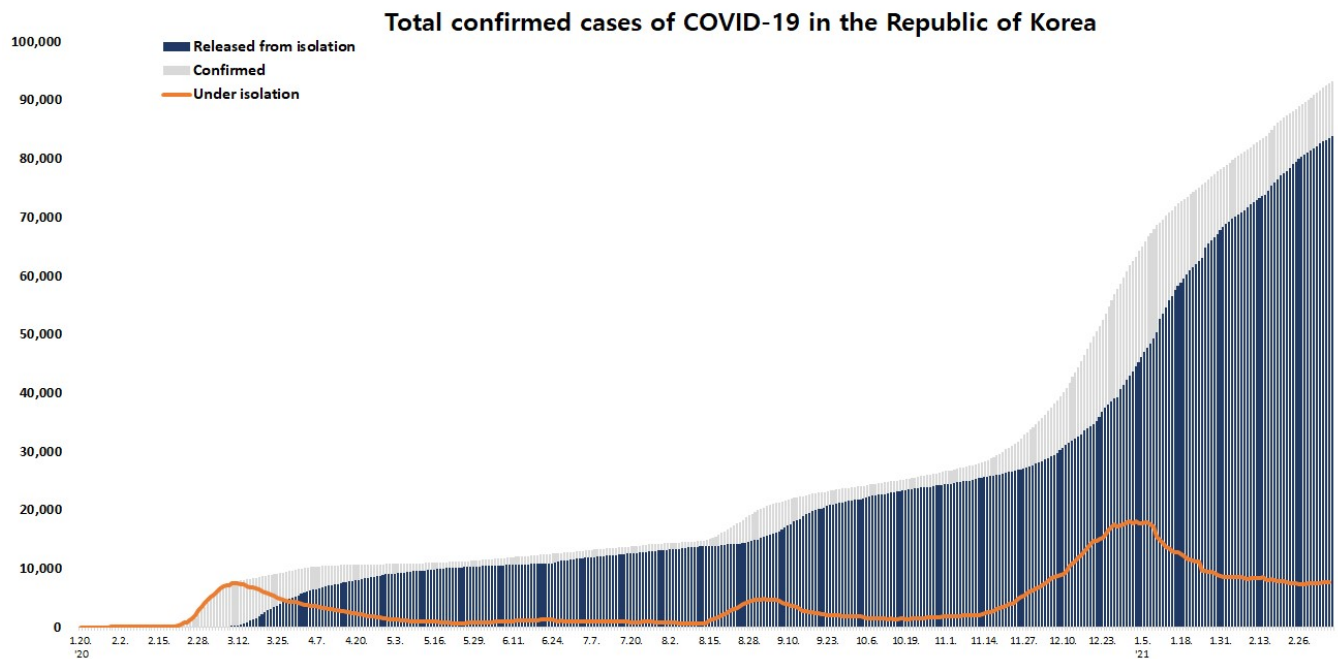
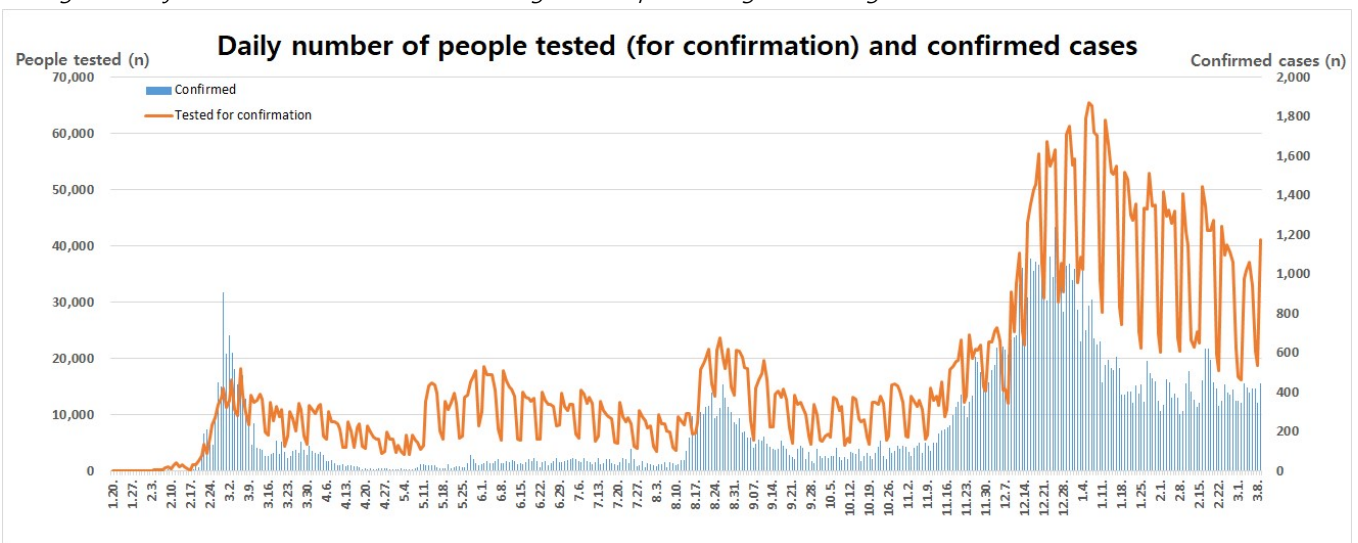
Overall case and test status as of 0:00 today (cumulative since 3 January 2020)

Period (since 3 Jan)	Total	Tested positive (PCR)				Testing in progress	Tested negative (PCR)
		Confirmed	Discharged from isolation	Under isolation	Deceased		
As of 0:00 8 March 2021 (Mon)	6,861,809	92,817	83,474	7,701	1,642	67,394	6,701,598
As of 0:00 9 March 2021 (Tues)	6,902,984	93,263	83,900	7,718	1,645	70,501	6,739,220
Difference	+41,175	+446	+426	+17	+3	+3,107	+37,622

* Based on case data reported to the KDCA

** Testing in progress includes number of completed tests with negative results that are being recorded with delays

※ Figures subject to correction based on findings from epidemiological investigations





KDCA

Korea Disease Control and
Prevention Agency

Updates on COVID-19 in Republic of Korea

9 March 2021

Regional distribution of cases as of 0:00 today (cumulative since 3 January 2020)

Region	New cases		Total cases	(%)	Incidence rate* (per 100,000)
	Local	Imported			
Seoul	98	4	29,281	(31.40)	300.83
Busan	19	0	3,351	(3.59)	98.22
Daegu	3	0	8,697	(9.33)	356.95
Incheon	20	0	4,590	(4.92)	155.27
Gwangju	32	1	2,166	(2.32)	148.69
Daejeon	1	0	1,198	(1.28)	81.27
Ulsan	11	0	1,039	(1.11)	90.58
Sejong	0	0	242	(0.26)	70.69
Gyeonggi	181	7	25,076	(26.89)	189.25
Gangwon	13	0	1,927	(2.07)	125.09
Chungbuk	21	0	1,892	(2.03)	118.30
Chungnam	14	1	2,511	(2.69)	118.31
Jeonbuk	7	1	1,245	(1.33)	68.51
Jeonnam	2	1	890	(0.95)	47.73
Gyeongbuk	2	0	3,323	(3.56)	124.81
Gyeongnam	1	0	2,221	(2.38)	66.07
Jeju	2	0	598	(0.64)	89.15
Border Screening	0	4	3,016	(3.23)	-
Total	427	19	93,263	(100)	179.88

* Total (cumulative) number of cases reported since January 2020 of region / Population of region (based on resident registration data of the Ministry of the Interior as of January 2020)

* Incidence rate based on the number of confirmed cases with the address of the reporting institution



KDCA

Korea Disease Control and
Prevention Agency

Updates on COVID-19 in Republic of Korea

9 March 2021

Confirmed cases by gender and age group

		New cases (%)	Total cases (%)	Incidence rate* (per 100,000)
Total		446 (100)	93,263 (100)	179.88
Sex	Male	229 (51.35)	46,146 (49.48)	178.43
	Female	217 (48.65)	47,117 (50.52)	181.33
Age	80 or above	9 (2.02)	4,477 (4.80)	235.73
	70-79	31 (6.95)	7,028 (7.54)	194.84
	60-69	76 (17.04)	14,499 (15.55)	228.54
	50-59	73 (16.37)	17,301 (18.55)	199.62
	40-49	83 (18.61)	13,429 (14.40)	160.07
	30-39	68 (15.25)	12,285 (13.17)	174.38
	20-29	55 (12.33)	14,088 (15.11)	206.98
	10-19	23 (5.16)	6,316 (6.77)	127.84
	0-9	28 (6.28)	3,840 (4.12)	92.56

* Total (cumulative) number of cases reported since January 2020 by sex and age / Population by sex and age (based on resident registration data of the Ministry of the Interior as of January 2020)

※ Figures subject to correction based on findings from epidemiological investigations

1) Corrected local reporting error (Feb 25, 0:00, Daegu local transmission -1)

Deaths by gender and age group

		New deaths (%)	Total deaths (%)	Case fatality rate (%)
Total		3 (100)	1,645 (100)	1.76
Sex	Male	1 (33.33)	818 (49.73)	1.77
	Female	2 (66.67)	827 (50.27)	1.76
Age	80 or above	2 (66.67)	927 (56.35)	20.71
	70-79	1 (33.33)	456 (27.72)	6.49
	60-69	0 (0.00)	187 (11.37)	1.29
	50-59	0 (0.00)	54 (3.28)	0.31
	40-49	0 (0.00)	14 (0.85)	0.10
	30-39	0 (0.00)	6 (0.36)	0.05
	20-29	0 (0.00)	1 (0.06)	0.01
	10-19	0 (0.00)	0 (0.00)	0.00
	0-9	0 (0.00)	0 (0.00)	0.00

* Case fatality rate (CFR) (%) = Number of deaths / Number of confirmed cases x 100

※ Figures subject to correction based on findings from epidemiological investigations



KDCA

Korea Disease Control and
Prevention Agency

Updates on COVID-19 in Republic of Korea

9 March 2021

AGE DISTRIBUTION OF SEVERE/CRITICAL CASES

	2.24.	2.25.	2.26.	2.27.	2.28.	3.1.	3.2.	3.3.	3.4.	3.5.	3.6.	3.7.	3.8.	3.9.
Total	140	144	144	142	135	131	135	129	140	135	136	134	128	128

	Severe/Critical	(%)
Total	128	(100.0)
80 and above	27	(21.1)
70-79	45	(35.2)
60-69	36	(28.1)
50-59	17	(13.3)
40-49	0	(0.0)
30-39	3	(2.3)
20-29	0	(0.0)
10-19	0	(0.0)
0-9	0	(0.0)

* Severe/Critical: COVID-19 patients in isolation being treated with high flow oxygen therapy, mechanical ventilator, ECMO (Extracorporeal Membrane Oxygenation), CRRT (Continuous Renal Replacement Therapy)

* ICU treatment is decided based on the need for intensive care based on factors such as clinical condition and presence of any underlying medical condition and may differ from severe and critical case classification criteria. The number of severe/critical cases may not match the number of patients in ICU.

※ Figures subject to correction based on findings from epidemiological investigations



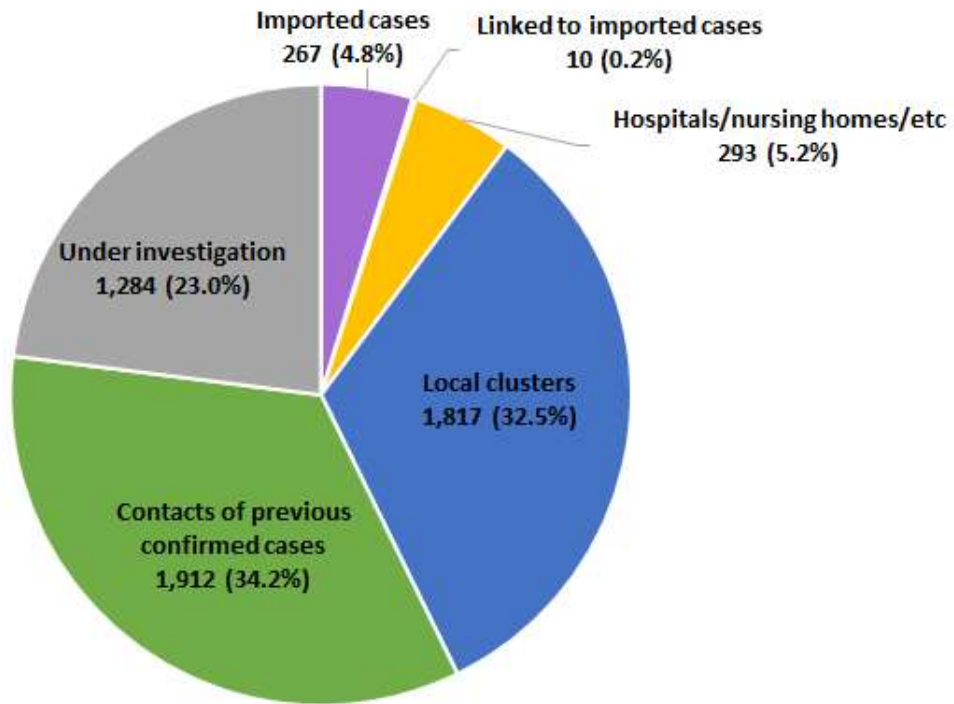
KDCA

Korea Disease Control and Prevention Agency

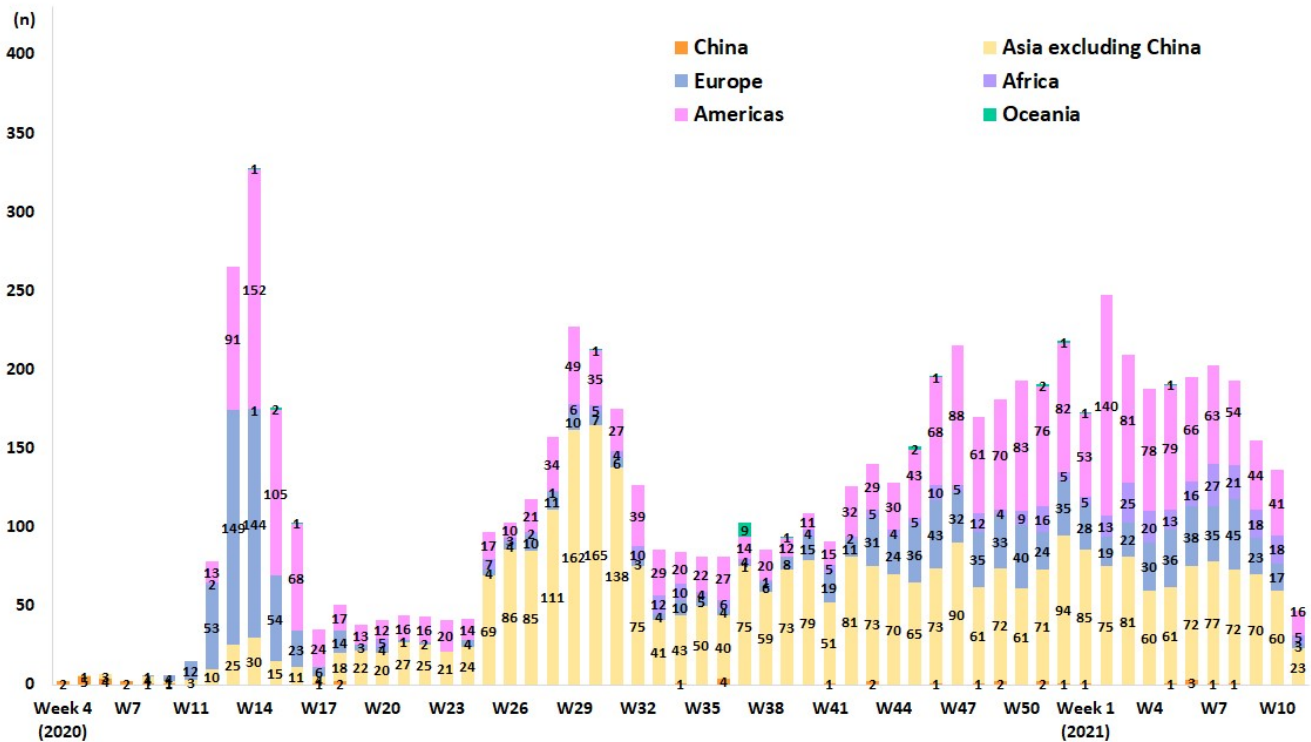
Updates on COVID-19 in Republic of Korea

9 March 2021

NEW CASES (LAST 2 WEEKS) BY CHAIN OF TRANSMISSION



IMPORTED CASES





KDCA

Korea Disease Control and Prevention Agency

Updates on COVID-19 in Republic of Korea

9 March 2021

REGIONAL DISTRIBUTION AND EPIDEMIOLOGICAL LINKS OF CONFIRMED CASES

Region	Confirmed cases									Other major clusters
	Total	Imported cases	Clusters				Other*	Under investigation	New cases	
			Sub-total	Shin-cheonji cluster	Other local clusters	Imported related				
Seoul	29,281	948	10,973	8	10,864	101	9,615	7,745	102	Past large clusters: • Sarang Jeil Church (1173) • Aug 15 Seoul rallies (650) • Seoul Gangseo-gu dance lessons (329) • Seoul Jongno-gu restaurant / singing class (315) • Nightclubs (277) • Yongjin Woori Jeil Church (221) • Richway (210) • Guro-gu call center (170) • Coupang fulfillment center (152) • Gwangju door-to-door sales (150) • Seoul Noryangjin teacher appointment exam preparation classes (112) • Newly planted churches group (119) • Gangseo-gu religious facility (258) • Chungbuk hospitals (472) • Gyeongbuk Sangju-si BTJ (808) • Busan/Ulsan janggu lessons (268) • Gyeongnam Jinju-si prayer house (120) • Yongsan-gu construction site (123)
Busan	3,351	135	2,071	12	2,002	57	675	470	19	
Daegu	8,697	157	6,455	4,512	1,936	7	1,138	947	3	
Incheon	4,590	236	2,134	2	2,122	10	1,448	772	20	
Gwangju	2,166	134	1,734	9	1,719	6	151	147	33	
Daejeon	1,198	54	643	2	640	1	314	187	1	
Ulsan	1,039	93	736	16	716	4	131	79	11	
Sejong	242	26	118	1	116	1	49	49	0	
Gyeonggi	25,076	1,543	9,981	29	9,873	79	8,476	5,076	188	
Gangwon	1,927	75	1,084	17	1,066	1	497	271	13	
Chungbuk	1,892	91	1,043	6	1,030	7	471	287	21	
Chungnam	2,511	166	1,316	0	1,315	1	620	409	15	
Jeonbuk	1,245	107	888	1	886	1	126	124	8	
Jeonnam	890	70	633	1	621	11	100	87	3	
Gyeongbuk	3,323	168	2,326	565	1,757	4	490	339	2	
Gyeongnam	2,221	155	1,375	33	1,309	33	391	300	1	
Jeju	598	33	383	0	382	1	104	78	2	
Points of Entry	3,016	3,016	0	0	0	0	0	0	4	
Total	93,263 (%)	7,207 (7.7)	43,893 (47.1)	5,214 (5.6)	38,354 (41.1)	325 (0.3)	24,796 (26.6)	17,367 (18.6)	446	

* Includes contacts of confirmed cases

※ The interim classification is based on the reporting location, which may change depending on further epidemiological investigation.