



KDCA

Korea Disease Control and Prevention Agency

Updates on COVID-19 in Republic of Korea

17 March 2021

Local transmission cases as of 0:00 today (cumulative since 3 January 2020)

	Total	City							
		Seoul	Busan	Daegu	Incheon	Gwangju	Daejeon	Ulsan	Sejong
New	452	120	10	14	21	0	1	3	2
Cumulative	89,496	29,293	3,300	8,583	4,522	2,041	1,153	1,003	222
		Province							
		Gyeonggi	Gangwon	Chung-buk	Chung-nam	Jeon-buk	Jeon-nam	Gyeong-buk	Gyeong-nam
New	182	10	12	6	21	0	4	45	1
Cumulative	24,915	1,980	1,899	2,383	1,192	834	3,208	2,389	579

Imported cases, as of 0:00 today (cumulative since 3 January 2020)

	Total	Region/Country						Where confirmed		Nationality	
		China	Asia ex-China	Europe	America	Africa	Oceania	Point of Entry	Community	Korean	Other
New	17	0	9	6	2	0	0	9	8	9	8
Total	7,353	41 (0.6%)	3,286 (44.6%)	1,264 (17.2%)	2,381 (32.4%)	358 (4.9%)	23 (0.3%)	3,072 (41.8%)	4,281 (58.2%)	3,958 (53.8%)	3,395 (46.2%)

* Asia excluding China: Philippines 1, Indonesia 3, UAE 1, Pakistan 1, Saudi Arabia 1, Japan 1, Iran 1, Europe: Hungary 5, Spain 1, America: US 2

Case status, as of 0:00 today (cumulative since 3 January 2020)

	Discharged from isolation	Under isolation	Severe/critical cases	Deceased
As of 0:00 16 March 2021 (Tues)	88,255	6,447	103	1,678
As of 0:00 17 March 2021 (Wed)	88,814	6,349	100	1,686
Difference	(+)559	(-)98	(-)3	(+)8

* Based on case data reported to the KDCA

** Severe/Critical: COVID-19 patients in isolation being treated with high flow oxygen therapy, mechanical ventilator, ECMO (Extracorporeal Membrane Oxygenation), CRRT (Continuous Renal Replacement Therapy)

※ Figures subject to correction based on findings from epidemiological investigations



KDCA

Korea Disease Control and
Prevention Agency

Updates on COVID-19 in Republic of Korea

17 March 2021

Recent major local clusters as of 12:00 today

Location	Cluster	New cases	Total cases
Seoul Yeongdeungpo-gu	Building	22	23
Seoul Gwangjin-gu	Family / preschool	17	18
Gyeonggi Gwangju-si	Recycled clothing selection business	13	14
Gyeonggi Seongnam-si	Nightlife entertainment	31	32
Gyeonggi Guri-si	Building cleaning service business	10	11
Incheon Namdong-gu	Restaurant 1	11	12
Incheon Dong-gu	Cleaning service business	9	10
Incheon Seo-gu	Sport facility	9	10
Chungbuk Jecheon-si	Sauna	5	46
Jeonbuk Wanju-gun	Pharmaceutical company	18	19
Daegu Jung-gu	Place of business	11	12
Gyeongnam Jinju-si	Bathhouse 2	15	191
Gyeongnam Geoje-si	Nightlife entertainment	14	48
Gangwon Donghae-si	Grocery store	4	16

* The specific figures may differ from the daily reported statistics or figures disclosed by local municipalities due to factors such as report timing and differences in the time period considered

Weekly risk assessment indicators

		2.14.~2.20.	2.21.~2.27.	2.28.~3.6.	3.7.~3.13.
Daily average confirmed cases (n)	Local	454.9	369.4	371.7	428.3
	Imported	27.6	22.1	19.4	17.6
	Total	482.4	391.6	391.1	445.9
Cases with chain of transmission under investigation (%) ⁽ⁿ⁾		18.5(626/3,377)	21.5(588/2,741)	22.2(609/2,738)	24.5(763/3,121)
Percentage under management ¹⁾		44.8	46.6	46.9	38.4
Reproduction number (Rt)		1.12	0.99	0.94	1.07
New clusters		55	55 (▲1 ²⁾)	44 (▲7 ²⁾)	25 ³⁾
Average critical/severe patients (n)		160	146	134	125
Number of deaths (n)		39	42	37	35
Number of ICU available		546	565	582	604

¹⁾ Of the new cases, percent confirmed while under quarantine

²⁾ Reclassified as belonging to a cluster due to epidemiological link found

³⁾ Figure not final due to ongoing investigation

※ All figures subject to change upon new findings from investigation



KDCA

Korea Disease Control and Prevention Agency

Updates on COVID-19 in Republic of Korea

17 March 2021

COVID-19 vaccination status as of 0:00 today (cumulative since 26 February 2021)

	Total	City							
		Seoul	Busan	Daegu	Incheon	Gwangju	Daejeon	Ulsan	Sejong
New	18,283	3,057	1,969	447	1,057	455	752	909	219
Cumulative	621,734	104,601	48,909	30,012	32,664	25,983	18,608	11,268	1,405
	Total	Province							
		Gyeonggi	Gangwon	Chung-buk	Chung-nam	Jeon-buk	Jeon-nam	Gyeong-buk	Gyeong-nam
New	4,481	578	319	349	432	683	1,056	710	810
Cumulative	135,760	20,002	17,416	26,881	27,649	31,712	34,227	47,977	6,660

※ Figures based on recorded data and subject to correction

		(n, %)
Total	Eligible	797,460
	Vaccinated	621,734
	%	78.0
Convalescent hospitals	Eligible	203,552
	Vaccinated	177,288
	%	87.1
Nursing homes / care facilities	Eligible	108,497
	Vaccinated	89,658
	%	82.6
First responders	Eligible	75,299
	Vaccinated	47,748
	%	63.4
Hospitals	Eligible	351,074
	Vaccinated	273,302
	%	77.8
COVID-19 hospitals	Eligible	59,038
	Vaccinated	33,738
	%	57.1

* Eligibility : AstraZeneca=residents/staff of convalescent hospitals and care facilities under 65 years of age, first responders, and hospitals; Pfizer=COVID-19 hospital staff

※ Figures based on recorded data and subject to correction

Adverse events following COVID-19 vaccination reported as of 0:00 today (cumulative since 26 February 2021)

		Vaccinated (cumulative)	Total	General ¹⁾	Anaphylaxis suspected ²⁾	Severe suspected ³⁾	Deaths
Total	New	621,734	252	1.45%	248	4	0
	Total		9,003	8,898	81	8	16
AstraZeneca	New	587,996	238	1.51%	234	4	0
	Total		8,876	8,777	75	8	16
Pfizer	New	33,738	14	0.38%	14	0	0
	Total		127	121	6	0	0

¹⁾ Mild cases such as headache, fever, nausea, vomiting, etc.

²⁾ Anaphylactoid reaction and anaphylactic shock suspected cases reported by healthcare institution; Anaphylactoid reaction refers to occurrence of symptoms such as shortness of breath, rashes, etc. within 2 hours of vaccination and differs from anaphylaxis

³⁾ Includes convulsion and ICU admitted cases

※ Cases reported as suspected cases of AEFI; causal association not yet determined; investigation for assessment of causal association to take place for deaths or anaphylaxis cases



KDCA

Korea Disease Control and Prevention Agency

Updates on COVID-19 in Republic of Korea

17 March 2021

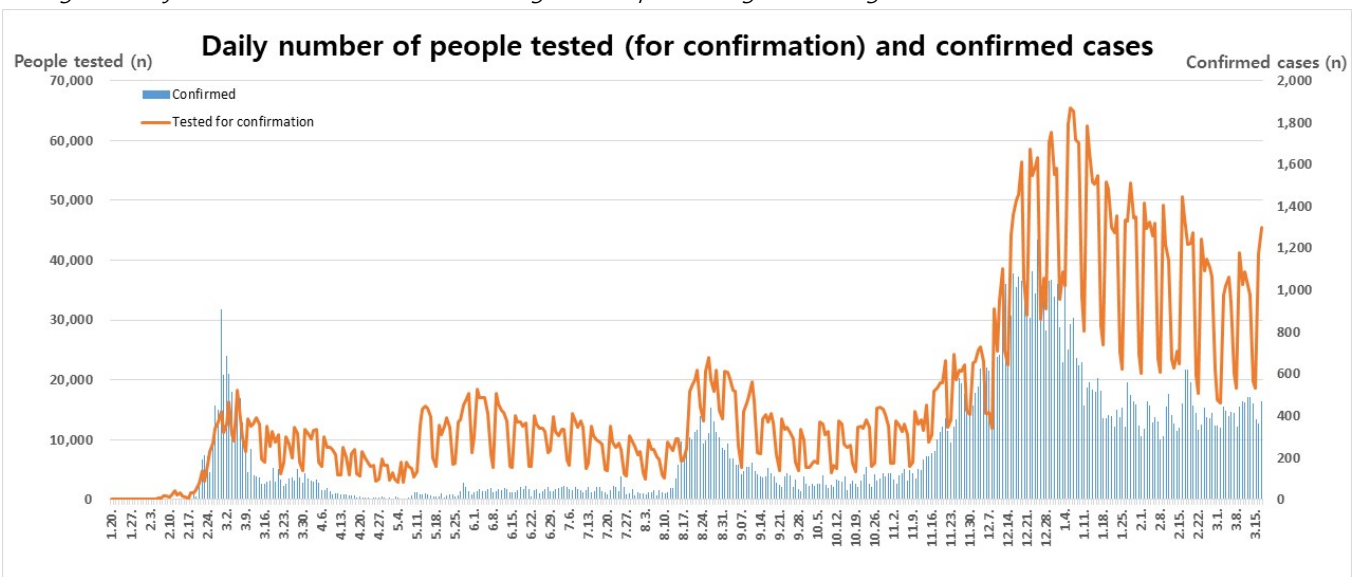
Overall case and test status as of 0:00 today (cumulative since 3 January 2020)

Period (since 3 Jan)	Total	Tested positive (PCR)				Testing in progress	Tested negative (PCR)
		Confirmed	Discharged from isolation	Under isolation	Deceased		
As of 0:00 16 March 2021 (Tues)	7,126,077	96,380	88,255	6,447	1,678	78,044	6,951,653
As of 0:00 17 March 2021 (Wed)	7,171,510	96,849	88,814	6,349	1,686	83,462	6,991,199
Difference	+45,433	+469	+559	-98	+8	+5,418	+39,546

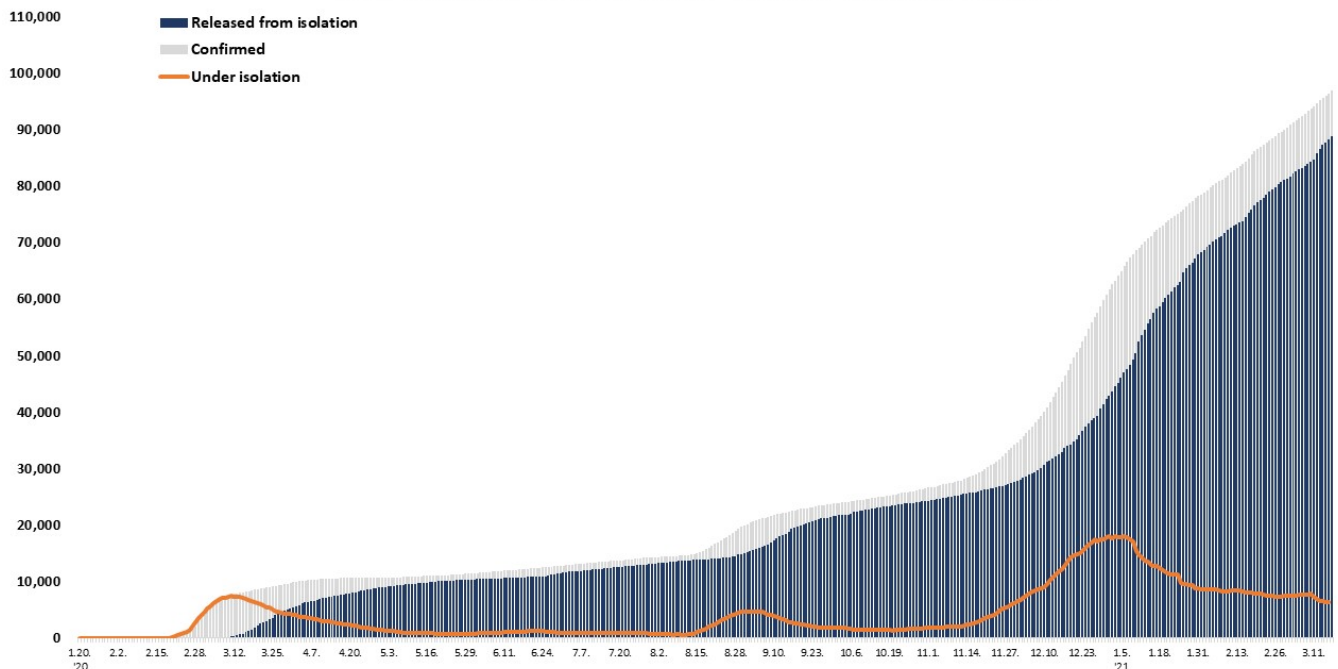
* Based on case data reported to the KDCA

** Testing in progress includes number of completed tests with negative results that are being recorded with delays

※ Figures subject to correction based on findings from epidemiological investigations



Total confirmed cases of COVID-19 in the Republic of Korea





KDCA

Korea Disease Control and
Prevention Agency

Updates on COVID-19 in Republic of Korea

17 March 2021

Regional distribution of cases as of 0:00 today (cumulative since 3 January 2020)

Region	New cases		Total cases	(%)	Incidence rate* (per 100,000)
	Local	Imported			
Seoul	120	0	30,260	(31.24)	310.88
Busan	10	1	3,439	(3.55)	100.80
Daegu	14	0	8,743	(9.03)	358.84
Incheon	21	0	4,761	(4.92)	161.06
Gwangju	0	1	2,178	(2.25)	149.52
Daejeon	1	0	1,207	(1.25)	81.88
Ulsan	3	1	1,099	(1.13)	95.81
Sejong	2	1	249	(0.26)	72.74
Gyeonggi	182	4	26,491	(27.35)	199.93
Gangwon	10	0	2,056	(2.12)	133.46
Chungbuk	12	0	1,993	(2.06)	124.61
Chungnam	6	0	2,551	(2.63)	120.19
Jeonbuk	21	0	1,304	(1.35)	71.75
Jeonnam	0	0	905	(0.93)	48.53
Gyeongbuk	4	0	3,381	(3.49)	126.99
Gyeongnam	45	0	2,548	(2.63)	75.80
Jeju	1	0	612	(0.63)	91.24
Border Screening	0	9	3,072	(3.17)	-
Total	452	17	96,849	(100)	186.80

* Total (cumulative) number of cases reported since January 2020 of region / Population of region (based on resident registration data of the Ministry of the Interior as of January 2020)

* Incidence rate based on the number of confirmed cases with the address of the reporting institution



KDCA

Korea Disease Control and Prevention Agency

Updates on COVID-19 in Republic of Korea

17 March 2021

Confirmed cases by gender and age group

		New cases (%)	Total cases (%)	Incidence rate* (per 100,000)
Total		469 (100)	96,849 (100)	186.80
Sex	Male	242 (51.60)	47,996 (49.56)	185.58
	Female	227 (48.40)	48,853 (50.44)	188.01
Age	80 or above	6 (1.28)	4,587 (4.74)	241.52
	70-79	29 (6.18)	7,260 (7.50)	201.27
	60-69	73 (15.57)	15,055 (15.54)	237.30
	50-59	89 (18.98)	17,957 (18.54)	207.19
	40-49	85 (18.12)	13,976 (14.43)	166.59
	30-39	71 (15.14)	12,887 (13.31)	182.92
	20-29	68 (14.50)	14,546 (15.02)	213.71
	0-9	18 (3.84)	4,017 (4.15)	96.83

* Total (cumulative) number of cases reported since January 2020 by sex and age / Population by sex and age (based on resident registration data of the Ministry of the Interior as of January 2020)

※ Figures subject to correction based on findings from epidemiological investigations

1) Corrected local reporting error (Feb 25, 0:00, Daegu local transmission -1)

Deaths by gender and age group

		New deaths (%)	Total deaths (%)	Case fatality rate (%)
Total		8 (100)	1,686 (100)	1.74
Sex	Male	4 (50.00)	838 (49.70)	1.75
	Female	4 (50.00)	848 (50.30)	1.74
Age	80 or above	3 (37.50)	946 (56.11)	20.62
	70-79	2 (25.00)	467 (27.70)	6.43
	60-69	3 (37.50)	195 (11.57)	1.30
	50-59	0 (0.00)	55 (3.26)	0.31
	40-49	0 (0.00)	14 (0.83)	0.10
	30-39	0 (0.00)	7 (0.42)	0.05
	20-29	0 (0.00)	2 (0.12)	0.01
	0-9	0 (0.00)	0 (0.00)	0.00

* Case fatality rate (CFR) (%) = Number of deaths / Number of confirmed cases x 100

※ Figures subject to correction based on findings from epidemiological investigations



KDCA

Korea Disease Control and
Prevention Agency

Updates on COVID-19 in Republic of Korea

17 March 2021

AGE DISTRIBUTION OF SEVERE/CRITICAL CASES

	3.4.	3.5.	3.6.	3.7.	3.8.	3.9.	3.10.	3.11.	3.12.	3.13.	3.14.	3.15.	3.16.	3.17.
Total	140	135	136	134	128	128	123	127	126	112	105	99	103	100

	Severe/Critical	(%)
Total	100	(100.0)
80 and above	22	(22.0)
70-79	37	(37.0)
60-69	31	(31.0)
50-59	8	(8.0)
40-49	1	(1.0)
30-39	1	(1.0)
20-29	0	(0.0)
10-19	0	(0.0)
0-9	0	(0.0)

* Severe/Critical: COVID-19 patients in isolation being treated with high flow oxygen therapy, mechanical ventilator, ECMO (Extracorporeal Membrane Oxygenation), CRRT (Continuous Renal Replacement Therapy)

* ICU treatment is decided based on the need for intensive care based on factors such as clinical condition and presence of any underlying medical condition and may differ from severe and critical case classification criteria. The number of severe/critical cases may not match the number of patients in ICU.

※ Figures subject to correction based on findings from epidemiological investigations



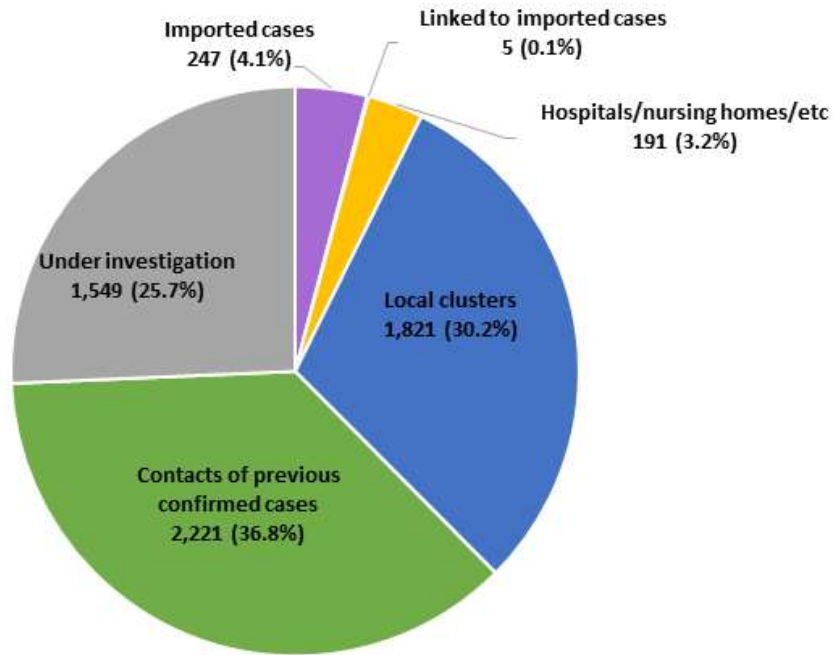
KDCA

Korea Disease Control and Prevention Agency

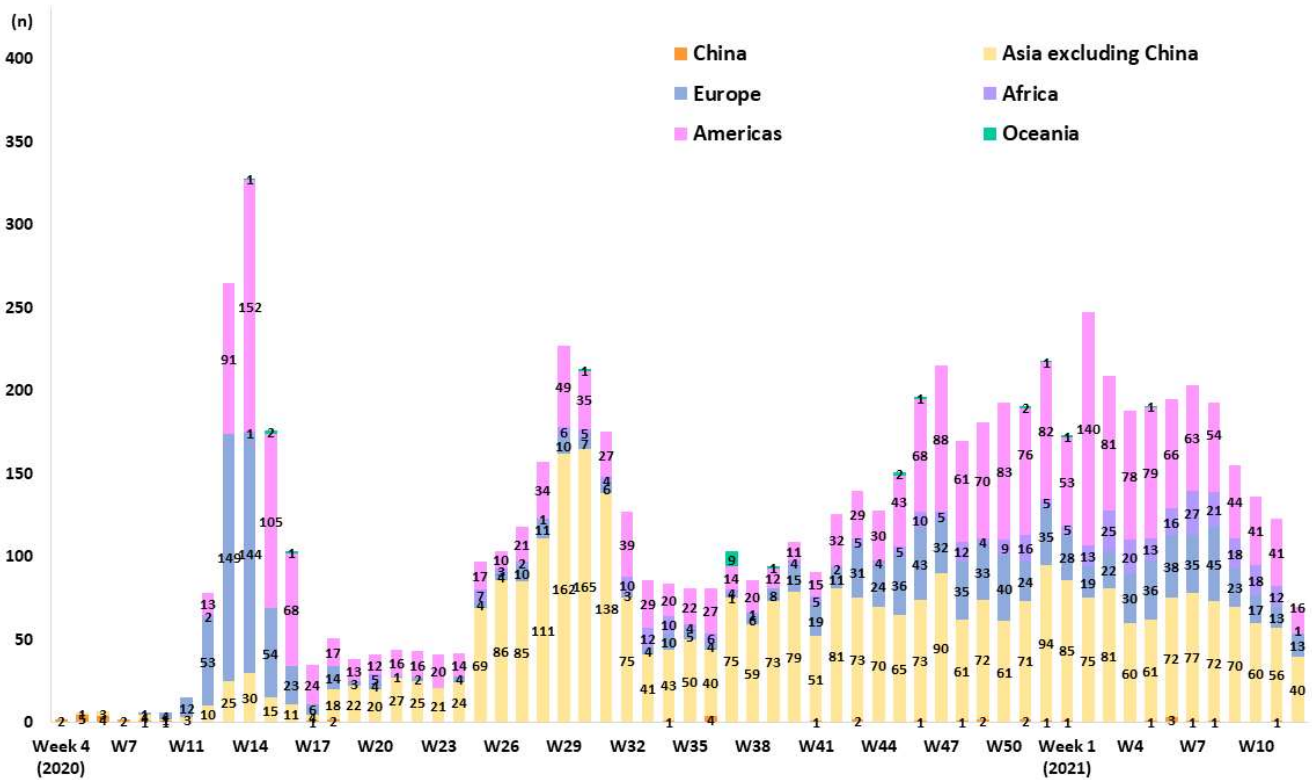
Updates on COVID-19 in Republic of Korea

17 March 2021

NEW CASES (LAST 2 WEEKS) BY CHAIN OF TRANSMISSION



IMPORTED CASES





KDCA

Korea Disease Control and Prevention Agency

Updates on COVID-19 in Republic of Korea

17 March 2021

REGIONAL DISTRIBUTION AND EPIDEMIOLOGICAL LINKS OF CONFIRMED CASES

Region	Confirmed cases									Other major clusters
	Total	Imported cases	Clusters				Other*	Under investigation	New cases	
			Sub-total	Shin-cheonji cluster	Other local clusters	Imported related				
Seoul	30,260	967	11,366	8	11,255	103	9,892	8,035	120	Past large clusters: • Sarang Jeil Church (1173) • Aug 15 Seoul rallies (650) • Seoul Gangseo-gu dance lessons (329) • Seoul Jongno-gu restaurant / singing class (315) • Nightclubs (277) • Yongjin Woori Jeil Church (221) • Richway (210) • Guro-gu call center (170) • Coupang fulfillment center (152) • Gwangju door-to-door sales (150) • Seoul Noryangjin teacher appointment exam preparation classes (112) • Newly planted churches group (119) • Gangseo-gu religious facility (258) • Chungbuk hospitals (472) • Gyeongbuk Sangju-si BTJ (808) • Busan/Ulsan janggu lessons (268) • Gyeongnam Jinju-si prayer house (120) • Yongsan-gu construction site (123)
Busan	3,439	139	2,125	12	2,056	57	695	480	11	
Daegu	8,743	160	6,495	4,512	1,976	7	1,123	965	14	
Incheon	4,761	239	2,135	2	2,123	10	1,574	813	21	
Gwangju	2,178	137	1,748	9	1,733	6	143	150	1	
Daejeon	1,207	54	644	2	641	1	318	191	1	
Ulsan	1,099	96	788	16	767	5	133	82	4	
Sejong	249	27	121	1	119	1	50	51	3	
Gyeonggi	26,491	1,576	10,497	29	10,389	79	8,915	5,503	186	
Gangwon	2,056	76	1,150	17	1,132	1	539	291	10	
Chungbuk	1,993	94	1,103	6	1,090	7	493	303	12	
Chungnam	2,551	168	1,343	0	1,342	1	631	409	6	
Jeonbuk	1,304	112	918	1	916	1	141	133	21	
Jeonnam	905	71	633	1	621	11	108	93	0	
Gyeongbuk	3,381	173	2,362	565	1,793	4	461	385	4	
Gyeongnam	2,548	159	1,641	33	1,575	33	422	326	45	
Jeju	612	33	388	0	387	1	108	83	1	
Points of Entry	3,072	3,072	0	0	0	0	0	0	9	
Total	96,849 (%)	7,353 (7.6)	45,457 (46.9)	5,214 (5.4)	39,915 (41.2)	328 (0.3)	25,746 (26.6)	18,293 (18.9)	469	

* Includes contacts of confirmed cases

※ The interim classification is based on the reporting location, which may change depending on further epidemiological investigation.