



KDCA

Korea Disease Control and Prevention Agency

# Updates on COVID-19 in Republic of Korea

18 March 2021

## Local transmission cases as of 0:00 today (cumulative since 3 January 2020)

	Total	City							
		Seoul	Busan	Daegu	Incheon	Gwangju	Daejeon	Ulsan	Sejong
<b>New</b>	<b>427</b>	124	7	13	20	0	2	5	1
<b>Cumulative</b>	<b>89,923</b>	29,417	3,307	8,596	4,542	2,041	1,155	1,008	223
	Total	Province							
		Gyeonggi	Gangwon	Chung-buk	Chung-nam	Jeon-buk	Jeon-nam	Gyeong-buk	Gyeong-nam
<b>New</b>	<b>155</b>	23	8	13	15	0	5	35	1
<b>Cumulative</b>	<b>25,070</b>	2,003	1,907	2,396	1,207	834	3,213	2,424	580

## Imported cases, as of 0:00 today (cumulative since 3 January 2020)

	Total	Region/Country						Where confirmed		Nationality	
		China	Asia ex-China	Europe	America	Africa	Oceania	Point of Entry	Community	Korean	Other
<b>New</b>	<b>18</b>	0	7	6	5	0	0	9	9	8	10
<b>Total</b>	<b>7,371</b>	41 (0.6%)	3,293 (44.6%)	1,270 (17.2%)	2,386 (32.4%)	358 (4.9%)	23 (0.3%)	3,081 (41.8%)	4,290 (58.2%)	3,966 (53.8%)	3,405 (46.2%)

\* Asia excluding China: Philippines 2, Russia 1, Indonesia 1, Kazakhstan 2, Pakistan 1, Europe: France 1, Hungary 2, Romania 2, Montenegro 1, America: US 4, Mexico 1

## Case status, as of 0:00 today (cumulative since 3 January 2020)

	Discharged from isolation	Under isolation	Severe/critical cases	Deceased
<b>As of 0:00 17 March 2021 (Wed)</b>	<b>88,814</b>	<b>6,349</b>	<b>100</b>	<b>1,686</b>
<b>As of 0:00 18 March 2021 (Thur)</b>	<b>89,178</b>	<b>6,428</b>	<b>100</b>	<b>1,688</b>
<b>Difference</b>	<b>(+)364</b>	<b>(+)79</b>	<b>0</b>	<b>(+)2</b>

\* Based on case data reported to the KDCA

\*\* Severe/Critical: COVID-19 patients in isolation being treated with high flow oxygen therapy, mechanical ventilator, ECMO (Extracorporeal Membrane Oxygenation), CRRT (Continuous Renal Replacement Therapy)

※ Figures subject to correction based on findings from epidemiological investigations



KDCA

Korea Disease Control and  
Prevention Agency

# Updates on COVID-19 in Republic of Korea

18 March 2021

## Recent major local clusters as of 12:00 today

Location	Cluster	New cases	Total cases
Seoul Metropolitan Area	Social gathering 2	11	12
Seoul Songpa-gu	Hospital	11	12
Seoul Gangdong-gu	High school	5	32
Gyeonggi	Sign production / recycled clothing selection business	18	19
Chungbuk Jecheon-si	Sauna	5	51
Sejong-si	Insurance company	11	21
Jeonbuk Wanju-gun	Pharmaceutical company	7	26
Jeonbuk Jeonju-si	University	9	10
Daegu Jung-gu	Place of business	7	19
Gyeongbuk Pohang-si	Church	8	21
Ulsan Buk-gu	Bathhouse	11	59
Gyeongnam Jinju-si	Company	5	18
Gyeongnam Jinju-si	Bathhouse 2	8	199
Gyeongnam Geoje-si	Nightlife entertainment venue	10	58
Gangwon Sokcho-si	Gymnastics	11	33

\* The specific figures may differ from the daily reported statistics or figures disclosed by local municipalities due to factors such as report timing and differences in the time period considered

## Weekly risk assessment indicators

	2.14.~2.20.	2.21.~2.27.	2.28.~3.6.	3.7.~3.13.	
Daily average confirmed cases (n)	Local	454.9	369.4	371.7	428.3
	Imported	27.6	22.1	19.4	17.6
	Total	482.4	391.6	391.1	445.9
Cases with chain of transmission under investigation (%) <sup>(n)</sup>	18.5(626/3,377)	21.5(588/2,741)	22.2(609/2,738)	24.5(763/3,121)	
Percentage under management <sup>1)</sup>	44.8	46.6	46.9	38.4	
Reproduction number (Rt)	1.12	0.99	0.94	1.07	
New clusters	55	55 (▲1 <sup>2)</sup> )	44 (▲7 <sup>2)</sup> )	25 <sup>3)</sup>	
Average critical/severe patients (n)	160	146	134	125	
Number of deaths (n)	39	42	37	35	
Number of ICU available	546	565	582	604	

<sup>1)</sup> Of the new cases, percent confirmed while under quarantine

<sup>2)</sup> Reclassified as belonging to a cluster due to epidemiological link found

<sup>3)</sup> Figure not final due to ongoing investigation

※ All figures subject to change upon new findings from investigation



KDCA

Korea Disease Control and Prevention Agency

# Updates on COVID-19 in Republic of Korea

18 March 2021

## COVID-19 vaccination status as of 0:00 today (cumulative since 26 February 2021)

	Total	City							
		Seoul	Busan	Daegu	Incheon	Gwangju	Daejeon	Ulsan	Sejong
<b>New</b>	<b>18,733</b>	3,354	1,636	1,045	1,657	326	1,343	831	235
<b>Cumulative</b>	<b>641,331</b>	108,173	51,017	31,069	34,322	26,309	19,951	12,121	1,640

	Gyeonggi	Gangwon	Chung-buk	Chung-nam	Jeon-buk	Jeon-nam	Gyeong-buk	Gyeong-nam	Jeju
<b>New</b>	3,394	275	1,003	127	501	731	1,042	615	618
<b>Cumulative</b>	139,213	20,327	18,419	27,008	28,151	32,457	35,270	48,605	7,279

※ Figures based on recorded data and subject to correction

	(n, %)	
<b>Total</b>	<b>Eligible</b>	798,561
	<b>Vaccinated</b>	641,331
	<b>%</b>	80.3
<b>Convalescent hospitals</b>	<b>Eligible</b>	203,287
	<b>Vaccinated</b>	177,463
	<b>%</b>	87.3
<b>Nursing homes / care facilities</b>	<b>Eligible</b>	108,223
	<b>Vaccinated</b>	92,251
	<b>%</b>	85.2
<b>First responders</b>	<b>Eligible</b>	75,349
	<b>Vaccinated</b>	49,775
	<b>%</b>	66.1
<b>Hospitals</b>	<b>Eligible</b>	352,046
	<b>Vaccinated</b>	278,864
	<b>%</b>	79.2
<b>COVID-19 hospitals</b>	<b>Eligible</b>	59,656
	<b>Vaccinated</b>	42,978
	<b>%</b>	72.0

\* Eligibility : AstraZeneca=residents/staff of convalescent hospitals and care facilities under 65 years of age, first responders, and hospitals; Pfizer=COVID-19 hospital staff

※ Figures based on recorded data and subject to correction

## Adverse events following COVID-19 vaccination reported as of 0:00 today (cumulative since 26 February 2021)

		Vaccinated (cumulative)	Total	General <sup>1)</sup>	Anaphylaxis suspected <sup>2)</sup>	Severe suspected <sup>3)</sup>	Deaths
<b>Total</b>	<b>New</b>	<b>641,331</b>	<b>402</b>	<b>1.47%</b>	<b>400</b>	<b>0</b>	<b>2</b>
	<b>Total</b>		<b>9,405</b>	<b>9,298</b>	<b>81</b>	<b>10</b>	<b>16</b>
<b>AstraZeneca</b>	<b>New</b>	<b>598,353</b>	<b>369</b>	<b>1.55%</b>	<b>367</b>	<b>0</b>	<b>2</b>
	<b>Total</b>		<b>9,245</b>	<b>9,144</b>	<b>75</b>	<b>10</b>	<b>16</b>
<b>Pfizer</b>	<b>New</b>	<b>42,978</b>	<b>33</b>	<b>0.37%</b>	<b>33</b>	<b>0</b>	<b>0</b>
	<b>Total</b>		<b>160</b>	<b>154</b>	<b>6</b>	<b>0</b>	<b>0</b>

<sup>1)</sup> Mild cases such as headache, fever, nausea, vomiting, etc.

<sup>2)</sup> Anaphylactoid reaction and anaphylactic shock suspected cases reported by healthcare institution; Anaphylactoid reaction refers to occurrence of symptoms such as shortness of breath, rashes, etc. within 2 hours of vaccination and differs from anaphylaxis

<sup>3)</sup> Includes convulsion and ICU admitted cases

※ Cases reported as suspected cases of AEFI; causal association not yet determined; investigation for assessment of causal association to take place for deaths or anaphylaxis cases



KDCA

Korea Disease Control and Prevention Agency

# Updates on COVID-19 in Republic of Korea

18 March 2021

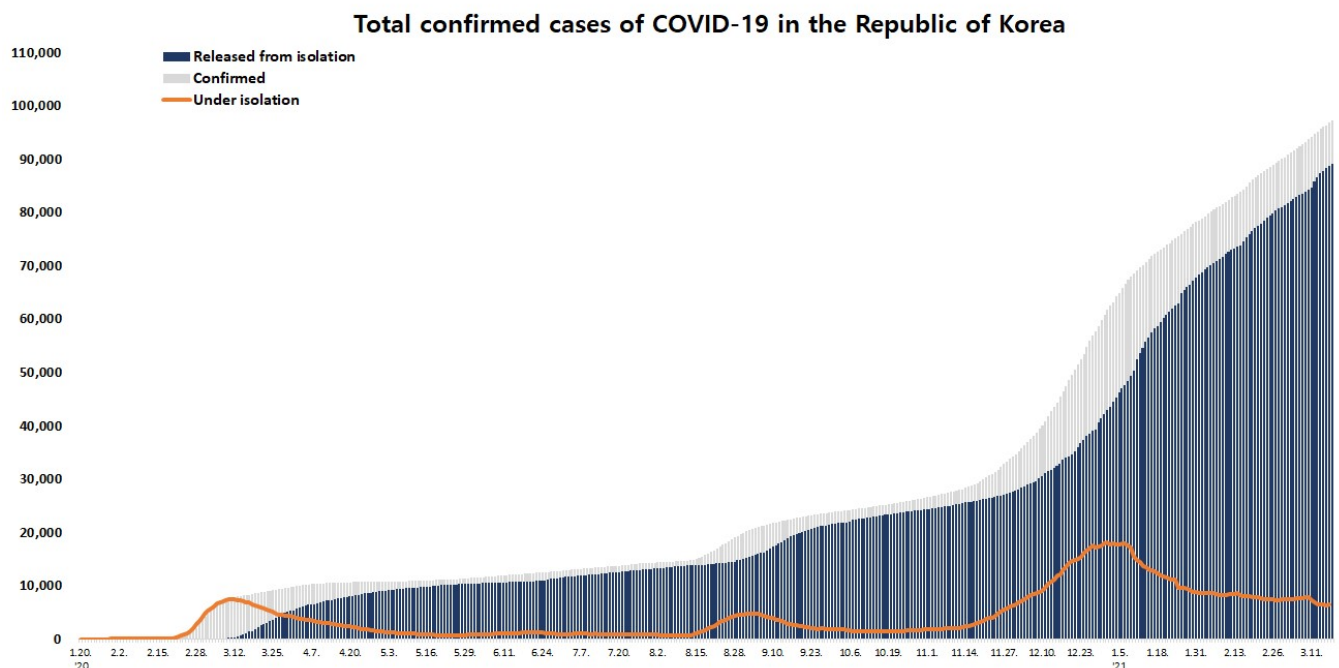
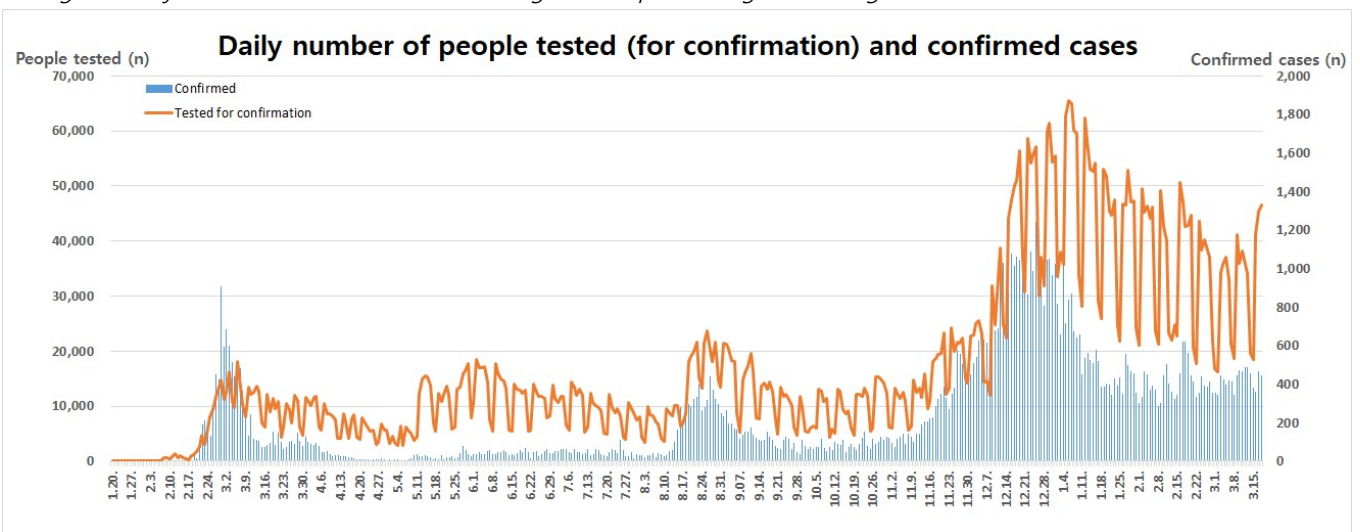
Overall case and test status as of 0:00 today (cumulative since 3 January 2020)

Period (since 3 Jan)	Total	Tested positive (PCR)				Testing in progress	Tested negative (PCR)
		Confirmed	Discharged from isolation	Under isolation	Deceased		
As of 0:00 17 March 2021 (Wed)	7,171,510	96,849	88,814	6,349	1,686	83,462	6,991,199
As of 0:00 18 March 2021 (Thur)	7,218,087	97,294	89,178	6,428	1,688	89,722	7,031,071
Difference	+46,577	+445	+364	+79	+2	+6,260	+39,872

\* Based on case data reported to the KDCA

\*\* Testing in progress includes number of completed tests with negative results that are being recorded with delays

※ Figures subject to correction based on findings from epidemiological investigations





KDCA

Korea Disease Control and  
Prevention Agency

# Updates on COVID-19 in Republic of Korea

18 March 2021

## Regional distribution of cases as of 0:00 today (cumulative since 3 January 2020)

Region	New cases		Total cases	(% )	Incidence rate* (per 100,000)
	Local	Imported			
Seoul	124	0	30,384	(31.23)	312.16
Busan	7	0	3,446	(3.54)	101.00
Daegu	13	1	8,757	(9.00)	359.41
Incheon	20	1	4,782	(4.91)	161.77
Gwangju	0	1	2,179	(2.24)	149.59
Daejeon	2	0	1,209	(1.24)	82.01
Ulsan	5	0	1,104	(1.13)	96.25
Sejong	1	0	250	(0.26)	73.03
Gyeonggi	155	4	26,650	(27.39)	201.13
Gangwon	23	0	2,079	(2.14)	134.95
Chungbuk	8	0	2,001	(2.06)	125.11
Chungnam	13	1	2,565	(2.64)	120.85
Jeonbuk	15	0	1,319	(1.36)	72.58
Jeonnam	0	0	905	(0.93)	48.53
Gyeongbuk	5	0	3,386	(3.48)	127.17
Gyeongnam	35	0	2,583	(2.65)	76.84
Jeju	1	1	614	(0.63)	91.54
Border Screening	0	9	3,081	(3.17)	-
<b>Total</b>	<b>427</b>	<b>18</b>	<b>97,294</b>	<b>(100)</b>	<b>187.65</b>

\* Total (cumulative) number of cases reported since January 2020 of region / Population of region (based on resident registration data of the Ministry of the Interior as of January 2020)

\* Incidence rate based on the number of confirmed cases with the address of the reporting institution



KDCA

Korea Disease Control and  
Prevention Agency

# Updates on COVID-19 in Republic of Korea

18 March 2021

## Confirmed cases by gender and age group

		New cases (%)	Total cases (%)	Incidence rate* (per 100,000)
Total		445 (100)	97,294 (100)	187.65
Sex	Male	245 (55.06)	48,241 (49.58)	186.53
	Female	200 (44.94)	49,053 (50.42)	188.78
Age	80 or above	13 (2.92)	4,600 (4.73)	242.20
	70-79	18 (4.04)	7,278 (7.48)	201.77
	60-69	64 (14.38)	15,120 (15.54)	238.32
	50-59	78 (17.53)	18,035 (18.54)	208.09
	40-49	82 (18.43)	14,058 (14.45)	167.57
	30-39	75 (16.85)	12,962 (13.32)	183.99
	20-29	68 (15.28)	14,613 (15.02)	214.69
	10-19	25 (5.62)	6,589 (6.77)	133.37
	0-9	22 (4.94)	4,039 (4.15)	97.36

\* Total (cumulative) number of cases reported since January 2020 by sex and age / Population by sex and age (based on resident registration data of the Ministry of the Interior as of January 2020)

※ Figures subject to correction based on findings from epidemiological investigations

1) Corrected local reporting error (Feb 25, 0:00, Daegu local transmission -1)

## Deaths by gender and age group

		New deaths (%)	Total deaths (%)	Case fatality rate (%)
Total		2 (100)	1,688 (100)	1.73
Sex	Male	0 (0.00)	838 (49.64)	1.74
	Female	2 (100.00)	850 (50.36)	1.73
Age	80 or above	1 (50.00)	947 (56.10)	20.59
	70-79	1 (50.00)	468 (27.73)	6.43
	60-69	0 (0.00)	195 (11.55)	1.29
	50-59	0 (0.00)	55 (3.26)	0.30
	40-49	0 (0.00)	14 (0.83)	0.10
	30-39	0 (0.00)	7 (0.41)	0.05
	20-29	0 (0.00)	2 (0.12)	0.01
	10-19	0 (0.00)	0 (0.00)	0.00
	0-9	0 (0.00)	0 (0.00)	0.00

\* Case fatality rate (CFR) (%) = Number of deaths / Number of confirmed cases x 100

※ Figures subject to correction based on findings from epidemiological investigations



KDCA

Korea Disease Control and  
Prevention Agency

# Updates on COVID-19 in Republic of Korea

18 March 2021

## AGE DISTRIBUTION OF SEVERE/CRITICAL CASES

	3.5.	3.6.	3.7.	3.8.	3.9.	3.10.	3.11.	3.12.	3.13.	3.14.	3.15.	3.16.	3.17.	3.18
<b>Total</b>	135	136	134	128	128	123	127	126	112	105	99	103	100	100

	Severe/Critical	( % )
<b>Total</b>	<b>100</b>	<b>( 100.0 )</b>
80 and above	20	( 20.0 )
70-79	38	( 38.0 )
60-69	31	( 31.0 )
50-59	10	( 10.0 )
40-49	0	( 0.0 )
30-39	1	( 1.0 )
20-29	0	( 0.0 )
10-19	0	( 0.0 )
0-9	0	( 0.0 )

\* Severe/Critical: COVID-19 patients in isolation being treated with high flow oxygen therapy, mechanical ventilator, ECMO (Extracorporeal Membrane Oxygenation), CRRT (Continuous Renal Replacement Therapy)

\* ICU treatment is decided based on the need for intensive care based on factors such as clinical condition and presence of any underlying medical condition and may differ from severe and critical case classification criteria. The number of severe/critical cases may not match the number of patients in ICU.

※ Figures subject to correction based on findings from epidemiological investigations



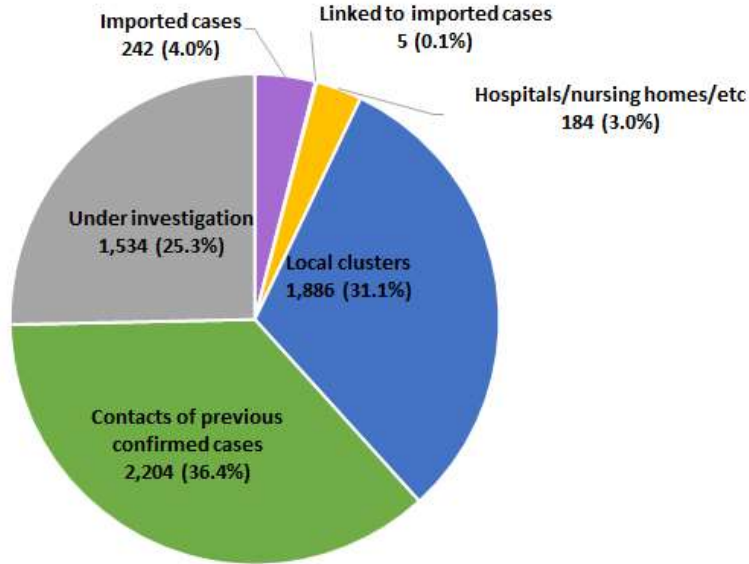
KDCA

Korea Disease Control and Prevention Agency

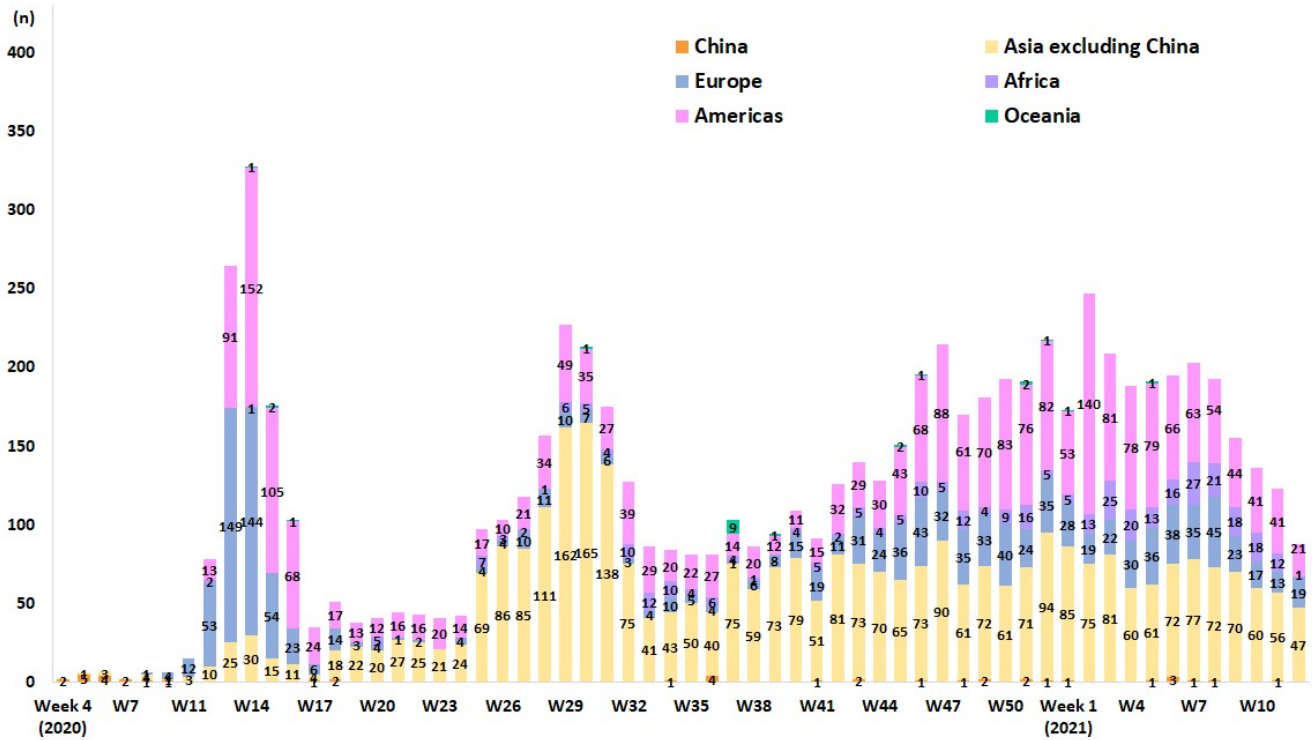
# Updates on COVID-19 in Republic of Korea

18 March 2021

## NEW CASES (LAST 2 WEEKS) BY CHAIN OF TRANSMISSION



## IMPORTED CASES







KDCA

Korea Disease Control and Prevention Agency

# Updates on COVID-19 in Republic of Korea

18 March 2021

## REGIONAL DISTRIBUTION AND EPIDEMIOLOGICAL LINKS OF CONFIRMED CASES

Region	Confirmed cases									Other major clusters
	Total	Imported cases	Clusters				Other*	Under investigation	New cases	
			Sub-total	Shin-cheonji cluster	Other local clusters	Imported related				
Seoul	30,384	967	11,411	8	11,300	103	9,930	8,076	124	Past large clusters: • Sarang Jeil Church (1173) • Aug 15 Seoul rallies (650) • Seoul Gangseo-gu dance lessons (329) • Seoul Jongno-gu restaurant / singing class (315) • Nightclubs (277) • Yongjin Woori Jeil Church (221) • Richway (210) • Guro-gu call center (170) • Coupang fulfillment center (152) • Gwangju door-to-door sales (150) • Seoul Noryangjin teacher appointment exam preparation classes (112) • Newly planted churches group (119) • Gangseo-gu religious facility (258) • Chungbuk hospitals (472) • Gyeongbuk Sangju-si BTJ (808) • Busan/Ulsan janggu lessons (268) • Gyeongnam Jinju-si prayer house (120) • Yongsan-gu construction site (123)
Busan	3,446	139	2,128	12	2,059	57	698	481	7	
Daegu	8,757	161	6,504	4,512	1,985	7	1,124	968	14	
Incheon	4,782	240	2,173	2	2,161	10	1,556	813	21	
Gwangju	2,179	138	1,755	9	1,740	6	136	150	1	
Daejeon	1,209	54	644	2	641	1	318	193	2	
Ulsan	1,104	96	791	16	770	5	135	82	5	
Sejong	250	27	122	1	120	1	51	50	1	
Gyeonggi	26,650	1,580	10,544	29	10,436	79	8,992	5,534	159	
Gangwon	2,079	76	1,162	17	1,144	1	546	295	23	
Chungbuk	2,001	94	1,108	6	1,095	7	494	305	8	
Chungnam	2,565	169	1,342	0	1,341	1	640	414	14	
Jeonbuk	1,319	112	927	1	925	1	148	132	15	
Jeonnam	905	71	638	1	626	11	103	93	0	
Gyeongbuk	3,386	173	2,362	565	1,793	4	464	387	5	
Gyeongnam	2,583	159	1,675	33	1,609	33	421	328	35	
Jeju	614	34	388	0	387	1	108	84	2	
Points of Entry	3,081	3,081	0	0	0	0	0	0	9	
Total	97,294 (%)	7,371 (7.6)	45,674 (46.9)	5,214 (5.4)	40,132 (41.2)	328 (0.3)	25,864 (26.6)	18,385 (18.9)	445	

\* Includes contacts of confirmed cases

※ The interim classification is based on the reporting location, which may change depending on further epidemiological investigation.