



KDCA

Korea Disease Control and Prevention Agency

Updates on COVID-19 in Republic of Korea

19 March 2021

Local transmission cases as of 0:00 today (cumulative since 3 January 2020)

| | Total | City | | | | | | | |
|-------------------|---------------|----------|---------|-----------|-----------|----------|----------|------------|------------|
| | | Seoul | Busan | Daegu | Incheon | Gwangju | Daejeon | Ulsan | Sejong |
| New | 441 | 144 | 6 | 4 | 23 | 2 | 7 | 2 | 0 |
| Cumulative | 90,364 | 29,561 | 3,313 | 8,600 | 4,565 | 2,043 | 1,162 | 1,010 | 223 |
| | Total | Province | | | | | | | |
| | | Gyeonggi | Gangwon | Chung-buk | Chung-nam | Jeon-buk | Jeon-nam | Gyeong-buk | Gyeong-nam |
| New | 153 | 30 | 6 | 3 | 15 | 0 | 4 | 42 | 0 |
| Cumulative | 25,223 | 2,033 | 1,913 | 2,399 | 1,222 | 834 | 3,217 | 2,466 | 580 |

Imported cases, as of 0:00 today (cumulative since 3 January 2020)

| | Total | Region/Country | | | | | | Where confirmed | | Nationality | |
|--------------|--------------|----------------|------------------|------------------|------------------|---------------|--------------|------------------|------------------|------------------|------------------|
| | | China | Asia ex-China | Europe | America | Africa | Oceania | Point of Entry | Community | Korean | Other |
| New | 22 | 0 | 8 | 5 | 7 | 2 | 0 | 7 | 15 | 7 | 15 |
| Total | 7,393 | 41 (0.6%) | 3,301 (44.7%) | 1,275 (17.2%) | 2,393 (32.4%) | 360 (4.9%) | 23 (0.2%) | 3,088 (41.8%) | 4,305 (58.2%) | 3,973 (53.7%) | 3,420 (46.3%) |

* Asia excluding China: Philippines 2, Indonesia 3, Russia 1, Kazakhstan 1, Bangladesh 1
 Europe: Poland 1, Hungary 1, Germany 1, France 1, Spain 1,
 America: US 6, Canada 1,
 Africa: Morocco 1, Egypt 1

Case status, as of 0:00 today (cumulative since 3 January 2020)

| | Discharged from isolation | Under isolation | Severe/critical cases | Deceased |
|--|---------------------------|-----------------|-----------------------|--------------|
| As of 0:00 18 March 2021 (Thur) | 89,178 | 6,428 | 100 | 1,688 |
| As of 0:00 19 March 2021 (Fri) | 89,523 | 6,544 | 101 | 1,690 |
| Difference | (+)345 | (+)116 | (+)1 | (+)2 |

* Based on case data reported to the KDCA

** Severe/Critical: COVID-19 patients in isolation being treated with high flow oxygen therapy, mechanical ventilator, ECMO (Extracorporeal Membrane Oxygenation), CRRT (Continuous Renal Replacement Therapy)

※ Figures subject to correction based on findings from epidemiological investigations



KDCA

Korea Disease Control and
Prevention Agency

Updates on COVID-19 in Republic of Korea

19 March 2021

Recent major local clusters as of 12:00 today

| Location | Cluster | New cases | Total cases |
|------------------------------------|------------------------------|-----------|-------------|
| Seoul Jung-gu | Pub / restaurant | 20 | 21 |
| Seoul Yongsan-gu / Yangcheon-gu | Workplace / church | 10 | 11 |
| Gyeonggi Pyeongtaek Songtan | Plastic manufacturing | 9 | 10 |
| Gyeonggi Yangju-si | Kindergarten | 9 | 10 |
| Chungnam Dangjin-si | Social gathering | 8 | 9 |
| Gyeongnam Jinju-si | Company | 5 | 23 |
| Gyeongnam Geoje-si | Ngilt entertainment facility | 5 | 63 |
| Gyeongnam Jinju-si | Convalescent hospital | 7 | 8 |
| Gangwon Sokcho-si | Gymnastics | 9 | 42 |
| Gangwon Sokcho-si | Pilates / zumba dance | 19 | 20 |

* The specific figures may differ from the daily reported statistics or figures disclosed by local municipalities due to factors such as report timing and differences in the time period considered

Weekly risk assessment indicators

| | 2.14.~2.20. | 2.21.~2.27. | 2.28.~3.6. | 3.7.~3.13. | |
|---|-----------------|----------------------------------|----------------------------------|------------------|-------|
| Daily average confirmed cases (n) | Local | 454.9 | 369.4 | 371.7 | 428.3 |
| | Imported | 27.6 | 22.1 | 19.4 | 17.6 |
| | Total | 482.4 | 391.6 | 391.1 | 445.9 |
| Cases with chain of transmission under investigation (%)(n) | 18.5(626/3,377) | 21.5(588/2,741) | 22.2(609/2,738) | 24.5(763/3,121) | |
| Percentage under management ¹⁾ | 44.8 | 46.6 | 46.9 | 38.4 | |
| Reproduction number (Rt) | 1.12 | 0.99 | 0.94 | 1.07 | |
| New clusters | 55 | 55 (▲ ¹ ²⁾ | 44 (▲ ⁷ ²⁾ | 25 ³⁾ | |
| Average critical/severe patients (n) | 160 | 146 | 134 | 125 | |
| Number of deaths (n) | 39 | 42 | 37 | 35 | |
| Number of ICU available | 546 | 565 | 582 | 604 | |

¹⁾ Of the new cases, percent confirmed while under quarantine

²⁾ Reclassified as belonging to a cluster due to epidemiological link found

³⁾ Figure not final due to ongoing investigation

※ All figures subject to change upon new findings from investigation



KDCA

Korea Disease Control and Prevention Agency

Updates on COVID-19 in Republic of Korea

19 March 2021

COVID-19 vaccination status as of 0:00 today (cumulative since 26 February 2021)

| | Total | City | | | | | | | |
|-------------------|----------------|----------------|---------------|---------------|---------------|---------------|---------------|---------------|--------------|
| | | Seoul | Busan | Daegu | Incheon | Gwangju | Daejeon | Ulsan | Sejong |
| New | 17,501 | 3,002 | 1,349 | 768 | 1,714 | 382 | 1,082 | 724 | 198 |
| Cumulative | 659,475 | 111,569 | 52,395 | 31,840 | 36,088 | 26,691 | 21,033 | 12,845 | 1,838 |
| | Total | Province | | | | | | | |
| | | Gyeonggi | Gangwon | Chung-buk | Chung-nam | Jeon-buk | Jeon-nam | Gyeong-buk | Gyeong-nam |
| New | 3,086 | 548 | 1,142 | 394 | 471 | 539 | 849 | 629 | 624 |
| Cumulative | 142,426 | 20,876 | 19,564 | 27,403 | 28,622 | 33,009 | 36,139 | 49,234 | 7,903 |

※ Figures based on recorded data and subject to correction

| | (n, %) | |
|--|-------------------|---------|
| Total | Eligible | 799,398 |
| | Vaccinated | 659,475 |
| | % | 82.5 |
| Convalescent hospitals | Eligible | 202,872 |
| | Vaccinated | 177,723 |
| | % | 87.6 |
| Nursing homes / care facilities | Eligible | 108,036 |
| | Vaccinated | 94,793 |
| | % | 87.7 |
| First responders | Eligible | 75,253 |
| | Vaccinated | 51,983 |
| | % | 69.1 |
| Hospitals | Eligible | 352,876 |
| | Vaccinated | 283,599 |
| | % | 80.4 |
| COVID-19 hospitals | Eligible | 60,361 |
| | Vaccinated | 51,377 |
| | % | 85.1 |

* Eligibility : AstraZeneca=residents/staff of convalescent hospitals and care facilities under 65 years of age, first responders, and hospitals; Pfizer=COVID-19 hospital staff

※ Figures based on recorded data and subject to correction

Adverse events following COVID-19 vaccination reported as of 0:00 today (cumulative since 26 February 2021)

| | | Vaccinated (cumulative) | Total | General ¹⁾ | Anaphylaxis suspected ²⁾ | Severe suspected ³⁾ | Deaths |
|--------------------|--------------|-------------------------|--------------|-----------------------|-------------------------------------|--------------------------------|-----------|
| Total | New | 659,475 | 202 | 1.46% | 194 | 8 | 0 |
| | Total | | 9,607 | 9,492 | 89 | 10 | 16 |
| AstraZeneca | New | 608,098 | 177 | 1.55% | 172 | 5 | 0 |
| | Total | | 9,422 | 9,316 | 80 | 10 | 16 |
| Pfizer | New | 51,377 | 25 | 0.36% | 22 | 3 | 0 |
| | Total | | 185 | 176 | 9 | 0 | 0 |

¹⁾ Mild cases such as headache, fever, nausea, vomiting, etc.

²⁾ Anaphylactoid reaction and anaphylactic shock suspected cases reported by healthcare institution; Anaphylactoid reaction refers to occurrence of symptoms such as shortness of breath, rashes, etc. within 2 hours of vaccination and differs from anaphylaxis

³⁾ Includes convulsion and ICU admitted cases

※ Cases reported as suspected cases of AEFI; causal association not yet determined; investigation for assessment of causal association to take place for deaths or anaphylaxis cases



KDCA

Korea Disease Control and Prevention Agency

Updates on COVID-19 in Republic of Korea

19 March 2021

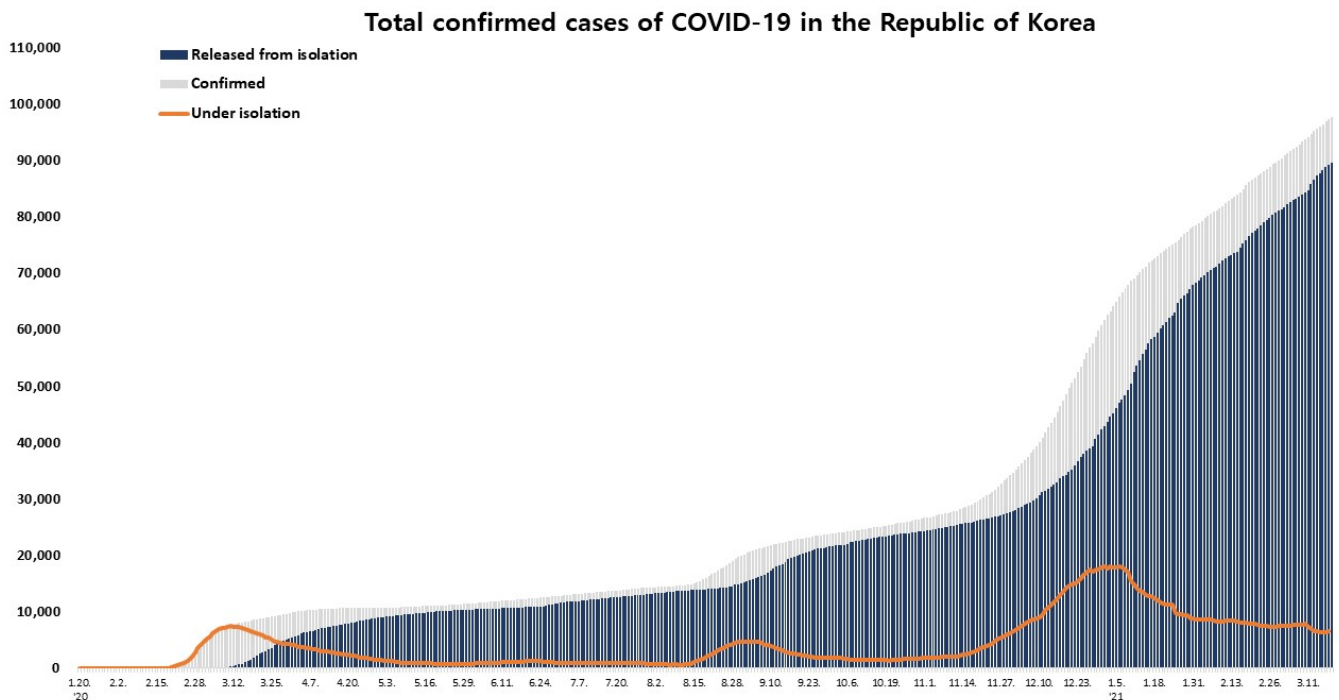
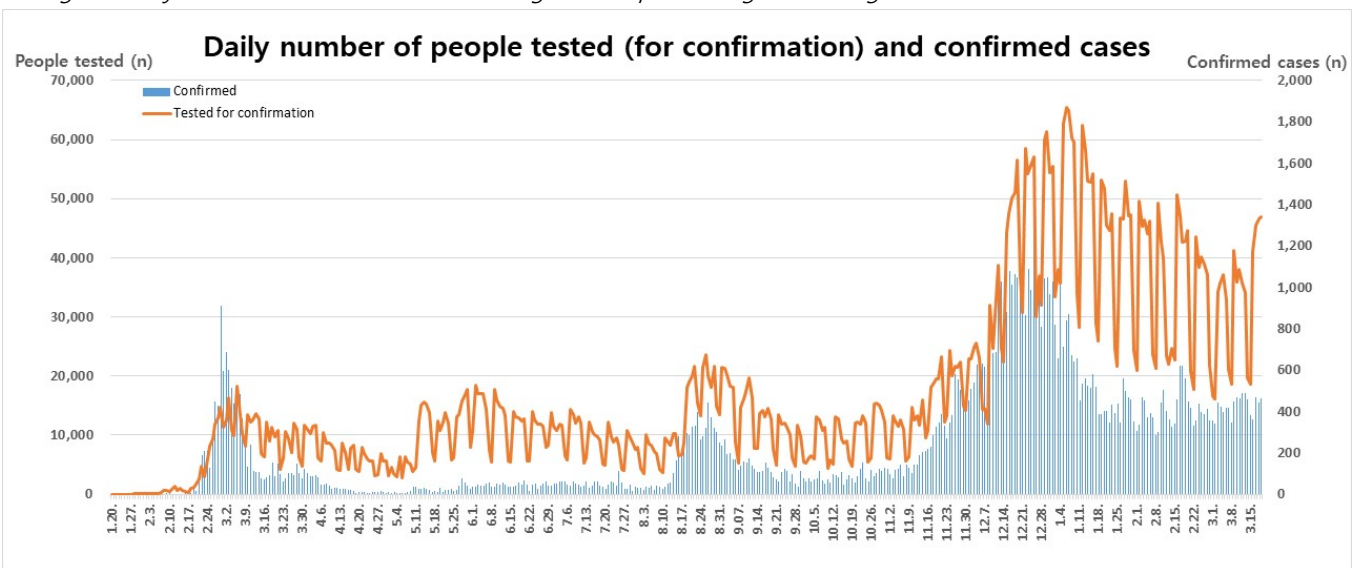
Overall case and test status as of 0:00 today (cumulative since 3 January 2020)

| Period (since 3 Jan) | Total | Tested positive (PCR) | | | | Testing in progress | Tested negative (PCR) |
|------------------------------------|-----------|-----------------------|---------------------------|-----------------|----------|---------------------|-----------------------|
| | | Confirmed | Discharged from isolation | Under isolation | Deceased | | |
| As of 0:00 18 March 2021 (Thur) | 7,218,087 | 97,294 | 89,178 | 6,428 | 1,688 | 89,722 | 7,031,071 |
| As of 0:00 19 March 2021 (Fri) | 7,264,941 | 97,757 | 89,523 | 6,544 | 1,690 | 88,341 | 7,078,843 |
| Difference | +46,854 | +463 | +345 | +116 | +2 | -1,381 | +47,772 |

* Based on case data reported to the KDCA

** Testing in progress includes number of completed tests with negative results that are being recorded with delays

※ Figures subject to correction based on findings from epidemiological investigations





KDCA

Korea Disease Control and
Prevention Agency

Updates on COVID-19 in Republic of Korea

19 March 2021

Regional distribution of cases as of 0:00 today (cumulative since 3 January 2020)

| Region | New cases | | Total cases | (%) | Incidence rate* (per 100,000) |
|---------------------|------------|-----------|---------------|--------------|----------------------------------|
| | Local | Imported | | | |
| Seoul | 144 | 2 | 30,530 | (31.23) | 313.66 |
| Busan | 6 | 1 | 3,453 | (3.53) | 101.21 |
| Daegu | 4 | 1 | 8,762 | (8.96) | 359.62 |
| Incheon | 23 | 1 | 4,806 | (4.92) | 162.58 |
| Gwangju | 2 | 0 | 2,181 | (2.23) | 149.72 |
| Daejeon | 7 | 0 | 1,216 | (1.24) | 82.49 |
| Ulsan | 2 | 1 | 1,107 | (1.13) | 96.51 |
| Sejong | 0 | 0 | 250 | (0.26) | 73.03 |
| Gyeonggi | 153 | 4 | 26,807 | (27.42) | 202.31 |
| Gangwon | 30 | 1 | 2,110 | (2.16) | 136.96 |
| Chungbuk | 6 | 2 | 2,009 | (2.06) | 125.61 |
| Chungnam | 3 | 2 | 2,570 | (2.63) | 121.09 |
| Jeonbuk | 15 | 0 | 1,334 | (1.36) | 73.41 |
| Jeonnam | 0 | 0 | 905 | (0.93) | 48.53 |
| Gyeongbuk | 4 | 0 | 3,390 | (3.47) | 127.32 |
| Gyeongnam | 42 | 0 | 2,625 | (2.69) | 78.09 |
| Jeju | 0 | 0 | 614 | (0.63) | 91.54 |
| Border Screening | 0 | 7 | 3,088 | (3.16) | - |
| Total | 441 | 22 | 97,757 | (100) | 188.55 |

* Total (cumulative) number of cases reported since January 2020 of region / Population of region (based on resident registration data of the Ministry of the Interior as of January 2020)

* Incidence rate based on the number of confirmed cases with the address of the reporting institution



KDCA

Korea Disease Control and
Prevention Agency

Updates on COVID-19 in Republic of Korea

19 March 2021

Confirmed cases by gender and age group

| | | New cases (%) | Total cases (%) | Incidence rate* (per 100,000) |
|-------|-------------|---------------|-----------------|----------------------------------|
| Total | | 463 (100) | 97,757 (100) | 188.55 |
| Sex | Male | 230 (49.68) | 48,471 (49.58) | 187.42 |
| | Female | 233 (50.32) | 49,286 (50.42) | 189.67 |
| Age | 80 or above | 16 (3.46) | 4,616 (4.72) | 243.05 |
| | 70-79 | 28 (6.05) | 7,306 (7.47) | 202.54 |
| | 60-69 | 80 (17.28) | 15,200 (15.55) | 239.59 |
| | 50-59 | 88 (19.01) | 18,123 (18.54) | 209.10 |
| | 40-49 | 75 (16.20) | 14,133 (14.46) | 168.46 |
| | 30-39 | 74 (15.98) | 13,036 (13.34) | 185.04 |
| | 20-29 | 46 (9.94) | 14,659 (15.00) | 215.37 |
| | 10-19 | 30 (6.48) | 6,619 (6.77) | 133.98 |
| | 0-9 | 26 (5.62) | 4,065 (4.16) | 97.98 |

* Total (cumulative) number of cases reported since January 2020 by sex and age / Population by sex and age (based on resident registration data of the Ministry of the Interior as of January 2020)

※ Figures subject to correction based on findings from epidemiological investigations

1) Corrected local reporting error (Feb 25, 0:00, Daegu local transmission -1)

Deaths by gender and age group

| | | New deaths (%) | Total deaths (%) | Case fatality rate (%) |
|-------|-------------|----------------|------------------|------------------------|
| Total | | 2 (100) | 1,690 (100) | 1.73 |
| Sex | Male | 2 (100.00) | 840 (49.70) | 1.73 |
| | Female | 0 (0.00) | 850 (50.30) | 1.72 |
| Age | 80 or above | 0 (0.00) | 947 (56.04) | 20.52 |
| | 70-79 | 1 (50.00) | 469 (27.75) | 6.42 |
| | 60-69 | 0 (0.00) | 195 (11.54) | 1.28 |
| | 50-59 | 0 (0.00) | 55 (3.25) | 0.30 |
| | 40-49 | 0 (0.00) | 14 (0.83) | 0.10 |
| | 30-39 | 0 (0.00) | 7 (0.41) | 0.05 |
| | 20-29 | 1 (50.00) | 3 (0.18) | 0.02 |
| | 10-19 | 0 (0.00) | 0 (0.00) | 0.00 |
| | 0-9 | 0 (0.00) | 0 (0.00) | 0.00 |

* Case fatality rate (CFR) (%) = Number of deaths / Number of confirmed cases x 100

※ Figures subject to correction based on findings from epidemiological investigations



KDCA

Korea Disease Control and
Prevention Agency

Updates on COVID-19 in Republic of Korea

19 March 2021

AGE DISTRIBUTION OF SEVERE/CRITICAL CASES

| | 3.6. | 3.7. | 3.8. | 3.9. | 3.10. | 3.11. | 3.12. | 3.13. | 3.14. | 3.15. | 3.16. | 3.17. | 3.18 | 3.19 |
|--------------|------|------|------|------|-------|-------|-------|-------|-------|-------|-------|-------|------|------|
| Total | 136 | 134 | 128 | 128 | 123 | 127 | 126 | 112 | 105 | 99 | 103 | 100 | 100 | 101 |

| | Severe/Critical | (%) |
|--------------|-----------------|------------------|
| Total | 101 | (100.0) |
| 80 and above | 21 | (20.8) |
| 70-79 | 40 | (39.6) |
| 60-69 | 31 | (30.7) |
| 50-59 | 8 | (7.9) |
| 40-49 | 0 | (0.0) |
| 30-39 | 1 | (1.0) |
| 20-29 | 0 | (0.0) |
| 10-19 | 0 | (0.0) |
| 0-9 | 0 | (0.0) |

* Severe/Critical: COVID-19 patients in isolation being treated with high flow oxygen therapy, mechanical ventilator, ECMO (Extracorporeal Membrane Oxygenation), CRRT (Continuous Renal Replacement Therapy)

* ICU treatment is decided based on the need for intensive care based on factors such as clinical condition and presence of any underlying medical condition and may differ from severe and critical case classification criteria. The number of severe/critical cases may not match the number of patients in ICU.

※ Figures subject to correction based on findings from epidemiological investigations



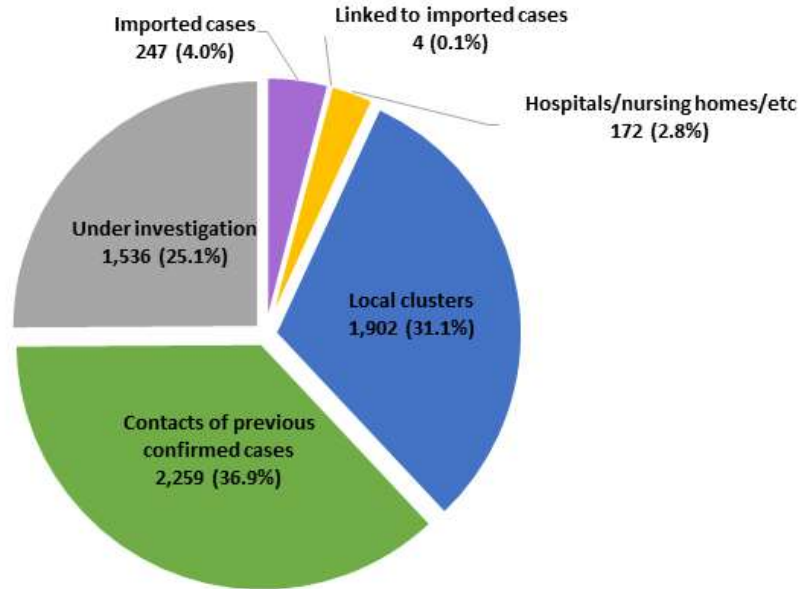
KDCA

Korea Disease Control and Prevention Agency

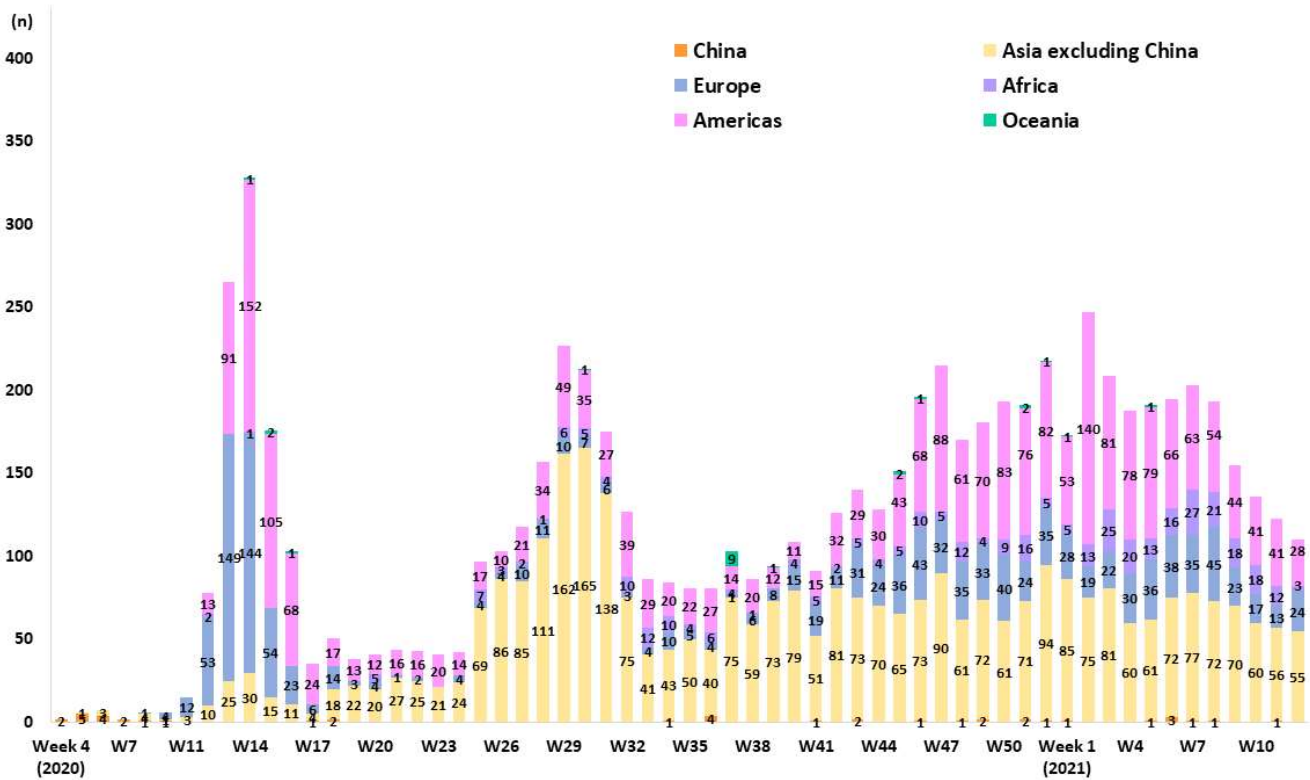
Updates on COVID-19 in Republic of Korea

19 March 2021

NEW CASES (LAST 2 WEEKS) BY CHAIN OF TRANSMISSION



IMPORTED CASES





KDCA

Korea Disease Control and Prevention Agency

Updates on COVID-19 in Republic of Korea

19 March 2021

REGIONAL DISTRIBUTION AND EPIDEMIOLOGICAL LINKS OF CONFIRMED CASES

| Region | Confirmed cases | | | | | | | | | Other major clusters |
|-----------------|-----------------|----------------|------------------|----------------------|----------------------|------------------|------------------|---------------------|-----------|--|
| | Total | Imported cases | Clusters | | | | Other* | Under investigation | New cases | |
| | | | Sub-total | Shin-cheonji cluster | Other local clusters | Imported related | | | | |
| Seoul | 30,530 | 969 | 11,444 | 8 | 11,333 | 103 | 10,000 | 8,117 | 146 | Past large clusters: • Sarang Jeil Church (1173) • Aug 15 Seoul rallies (650) • Seoul Gangseo-gu dance lessons (329) • Seoul Jongno-gu restaurant / singing class (315) • Nightclubs (277) • Yongjin Woori Jeil Church (221) • Richway (210) • Guro-gu call center (170) • Coupang fulfillment center (152) • Gwangju door-to-door sales (150) • Seoul Noryangjin teacher appointment exam preparation classes (112) • Newly planted churches group (119) • Gangseo-gu religious facility (258) • Chungbuk hospitals (472) • Gyeongbuk Sangju-si BTJ (808) • Busan/Ulsan janggu lessons (268) • Gyeongnam Jinju-si prayer house (120) • Yongsan-gu construction site (123) |
| Busan | 3,453 | 140 | 2,132 | 12 | 2,063 | 57 | 699 | 482 | 7 | |
| Daegu | 8,762 | 162 | 6,506 | 4,512 | 1,987 | 7 | 1,125 | 969 | 5 | |
| Incheon | 4,806 | 241 | 2,174 | 2 | 2,162 | 10 | 1,575 | 816 | 24 | |
| Gwangju | 2,181 | 138 | 1,755 | 9 | 1,740 | 6 | 138 | 150 | 2 | |
| Daejeon | 1,216 | 54 | 645 | 2 | 642 | 1 | 323 | 194 | 7 | |
| Ulsan | 1,107 | 97 | 793 | 16 | 772 | 5 | 134 | 83 | 3 | |
| Sejong | 250 | 27 | 122 | 1 | 120 | 1 | 51 | 50 | 0 | |
| Gyeonggi | 26,807 | 1,584 | 10,611 | 29 | 10,503 | 79 | 9,017 | 5,595 | 157 | |
| Gangwon | 2,110 | 77 | 1,177 | 17 | 1,159 | 1 | 557 | 299 | 31 | |
| Chungbuk | 2,009 | 96 | 1,109 | 6 | 1,096 | 7 | 496 | 308 | 8 | |
| Chungnam | 2,570 | 171 | 1,351 | 0 | 1,350 | 1 | 638 | 410 | 5 | |
| Jeonbuk | 1,334 | 112 | 937 | 1 | 935 | 1 | 153 | 132 | 15 | |
| Jeonnam | 905 | 71 | 638 | 1 | 626 | 11 | 103 | 93 | 0 | |
| Gyeongbuk | 3,390 | 173 | 2,367 | 565 | 1,798 | 4 | 461 | 389 | 4 | |
| Gyeongnam | 2,625 | 159 | 1,692 | 33 | 1,626 | 33 | 435 | 339 | 42 | |
| Jeju | 614 | 34 | 388 | 0 | 387 | 1 | 108 | 84 | 0 | |
| Points of Entry | 3,088 | 3,088 | 0 | 0 | 0 | 0 | 0 | 0 | 7 | |
| Total | 97,757 (%) | 7,393 (7.6) | 45,841 (46.9) | 5,214 (5.3) | 40,299 (41.2) | 328 (0.3) | 26,013 (26.6) | 18,510 (18.9) | 463 | |

* Includes contacts of confirmed cases

※ The interim classification is based on the reporting location, which may change depending on further epidemiological investigation.