



KDCA

Korea Disease Control and Prevention Agency

Updates on COVID-19 in Republic of Korea

24 March 2021

Local transmission cases as of 0:00 today (cumulative since 3 January 2020)

	Total	City							
		Seoul	Busan	Daegu	Incheon	Gwangju	Daejeon	Ulsan	Sejong
New	411	135	16	17	21	2	2	1	0
Cumulative	92,370¹⁾²⁾	30,136¹⁾	3,388	8,662	4,639	2,050	1,177	1,030	223

	Total	Province							
		Gyeonggi	Gangwon	Chung-buk	Chung-nam	Jeon-buk	Jeon-nam	Gyeong-buk	Gyeong-nam
New	150	18	6	0	4	0	12	27	0
Cumulative	25,978	2,111	1,948	2,427	1,264	837	3,274	2,644	582²⁾

¹⁾ Corrected local reporting error (2020.12.8. 0:00, Seoul -1 / 2020.12.19. 0:00, Seoul -1 / 2020.12.28. 0:00, Seoul -1, Positive → Negative)

²⁾ Corrected local reporting error (2021.1.31. 0:00, Jeju -1, Local → Imported)

Imported cases, as of 0:00 today (cumulative since 3 January 2020)

	Total	Region/Country						Where confirmed		Nationality	
		China	Asia ex-China	Europe	America	Africa	Oceania	Point of Entry	Community	Korean	Other
New	17	0	7	2	6	2	0	8	9	4	13
Total	7,476¹⁾	42 (0.6%)	3,337 (44.7%)	1,294 (17.3%)	2,411¹⁾ (32.2%)	369 (4.9%)	23 (0.3%)	3,124 (41.8%)	4,352¹⁾ (58.2%)	4,012¹⁾ (53.7%)	3,464 (46.3%)

* Asia excluding China : Philippines 1, Indonesia 1, Pakistan 2, Bangladesh 1, Japan 1, Kazakhsan 1,
Europe : Poland 1, Germany 1,
America : US 5, Colombia 1,
Africa : Egypt 2

¹⁾ Corrected local reporting error (2021.1.31. 0:00, America +1, Community +1, Koeran +1)

Case status, as of 0:00 today (cumulative since 3 January 2020)

	Discharged from isolation	Under isolation	Severe/critical cases	Deceased
As of 0:00 23 March 2021 (Tue)	91,079	6,635¹⁾	101	1,704
As of 0:00 24 March 2021 (Wed)	91,560	6,579	111	1,707
Difference	(+)481	(-)56	(+)10	(+)3

* Based on case data reported to the KDCA

** Severe/Critical: COVID-19 patients in isolation being treated with high flow oxygen therapy, mechanical ventilator, ECMO (Extracorporeal Membrane Oxygenation), CRRT (Continuous Renal Replacement Therapy)

※ Figures subject to correction based on findings from epidemiological investigations

¹⁾ Corrected local reporting error (2020.12.8. 0:00, Seoul -1, 2020.12.19. 0:00, Seoul -1, 200.12.28. 0:00, Seoul -1, Positive → Negative)



KDCA

Korea Disease Control and Prevention Agency

Updates on COVID-19 in Republic of Korea

24 March 2021

Recent major local clusters as of 12:00 today

Location	Cluster	New cases	Total cases
Seoul Songpa-gu	Church	3	20
Seoul Seocho-gu	Music practice room	10	11
Gyeonggi Icheon-si	Bath product manufacturing	10	11
Gyeonggi Anyang-si Dongan-gu	Family	8	34
Gyeonggi Suwon-si Paldal-gu	Church	9	25
Gyeonggi Osan-si	Preschool	14	15
Jeonbuk Jeonju-si	Agriculture machine business gathering	2	20
Daegu Jung-gu	Place of business	3	22
Daegu Suseong-gu	Hospital	3	18
Gyeongbuk Gyeongsan-si	Spa	6	20
Gyeongbuk Gyeongsan-si	Family 5	8	9
Busan Seo-gu	General hospital	7	46
Busan Seo-gu	Place of business	7	24
Gyeongnam Jinju-si	Convalescent hospital	5	13
Gyeongnam Geoje-si	Nightlife / company	2	157
Busan Haeundae-gu	Church 2	8	10
Gangwon Wonju-si	Clinic	5	6
Gangwon Sokcho-si	Preschool	5	34

* The specific figures may differ from the daily reported statistics or figures disclosed by local municipalities due to factors such as report timing and differences in the time period considered

Weekly risk assessment indicators

	2.21.~2.27.	2.28.~3.6.	3.7.~3.13.	3.14.~3.20.	
Daily average confirmed cases (n)	Local	369.4	371.7	428.3	415.9
	Imported	22.1	19.4	17.6	17.4
	Total	391.6	391.1	445.9	433.3
Cases with chain of transmission under investigation (%) (n)	21.5(588/2,741)	22.3(610/2,738)	22.2(694/3,121)	28.5(864/3,033)	
Percentage under management ¹⁾	46.6	46.9	40.0	37.4	
Reproduction number (Rt)	0.99	0.94	1.07	1.03	
New clusters	60 (▲5 ²⁾)	50 (▲6 ²⁾)	47(▲22 ²⁾)	17 ³⁾	
Average critical/severe patients (n)	146	134	125	101	
Number of deaths (n)	42	37	35	26	
Number of ICU available	565	582	604	611	

¹⁾ Of the new cases, percent confirmed while under quarantine

²⁾ Reclassified as belonging to a cluster due to epidemiological link found

³⁾ Figure not final due to ongoing investigation

※ All figures subject to change upon new findings from investigation



KDCA

Korea Disease Control and Prevention Agency

Updates on COVID-19 in Republic of Korea

24 March 2021

COVID-19 vaccination status as of 0:00 today (cumulative since 26 February 2021)

	Total	City							
		Seoul	Busan	Daegu	Incheon	Gwangju	Daejeon	Ulsan	Sejong
New (1st dose)	20,151	1,537	2,444	840	856	1,937	399	548	71
New (2nd dose)	615	519	0	0	56	0	0	0	0
Cumulative (1st)	703,612	119,118	56,813	34,085	40,018	29,080	22,439	14,240	2,127
Cumulative (2nd)	1,498	1,283	0	0	115	0	0	0	0
	Total	Province							
		Gyeonggi	Gangwon	Chung-buk	Chung-nam	Jeon-buk	Jeon-nam	Gyeong-buk	Gyeong-nam
New (1st dose)	2,936	195	335	818	2,163	1,981	728	2,259	104
New (2nd dose)	36	4	0	0	0	0	0	0	0
Cumulative (1st)	149,225	21,669	21,027	28,586	31,304	35,514	37,623	52,280	8,464
Cumulative (2nd)	95	5	0	0	0	0	0	0	0

※ Figures based on recorded data and subject to correction
 ※ "Other" category removed and figure combined with Gyeonggi Province

		(n, %)
Total	Eligible	1,220,018
	1 st dose vaccinated	703,612
	2 nd dose vaccinated	1,498
	% (1st dose)	57.7
	% (2nd dose)	0.12
Convalescent hospitals	Eligible	414,751
	Vaccinated	192,881
	%	46.5
Nursing homes / care facilities	Eligible	279,912
	Vaccinated	99,318
	%	35.5
First responders	Eligible	78,521
	Vaccinated	56,681
	%	72.2
Hospitals	Eligible	384,058
	Vaccinated	294,559
	%	76.7
Others eligible	Eligible	402
	Vaccinated	285
	%	70.9
COVID-19 hospitals	Eligible	62,374
	1 st dose vaccinated	59,888
	2 nd dose vaccinated	1,498
	% (1st dose)	96.0
	% (2nd dose)	2.4

* Eligibility : AstraZeneca=residents/staff of convalescent hospitals and care facilities under 65 years of age, first responders, hospitals, others eligible; Pfizer=COVID-19 hospital staff
 ※ Figures based on recorded data and subject to correction

Adverse events following COVID-19 vaccination reported as of 0:00 today (cumulative since 26 February 2021)

		Vaccinated (cumulative)	Total	%	General ¹⁾	Anaphylaxis suspected ²⁾	Severe suspected ³⁾	Deaths
Total	New	705,110	128	1.41%	127	1	0	0
	Total		9,932		9,819	90	7	16
AstraZeneca	New	643,724	108	1.51%	107	1	0	0
	Total		9,694		9,590	81	7	16
Pfizer	New	61,386	20	0.39%	20	0	0	0
	Total		238		229	9	0	0

¹⁾ Mild cases such as headache, fever, nausea, vomiting, etc.
²⁾ Anaphylactoid reaction and anaphylactic shock suspected cases reported by healthcare institution; Anaphylactoid reaction refers to occurrence of symptoms such as shortness of breath, rashes, etc. within 2 hours of vaccination and differs from anaphylaxis
³⁾ Includes convulsion and ICU admitted cases
 ※ Cases reported as suspected cases of AEFI; causal association not yet determined; investigation for assessment of causal association to take place for deaths or anaphylaxis cases



KDCA

Korea Disease Control and Prevention Agency

Updates on COVID-19 in Republic of Korea

24 March 2021

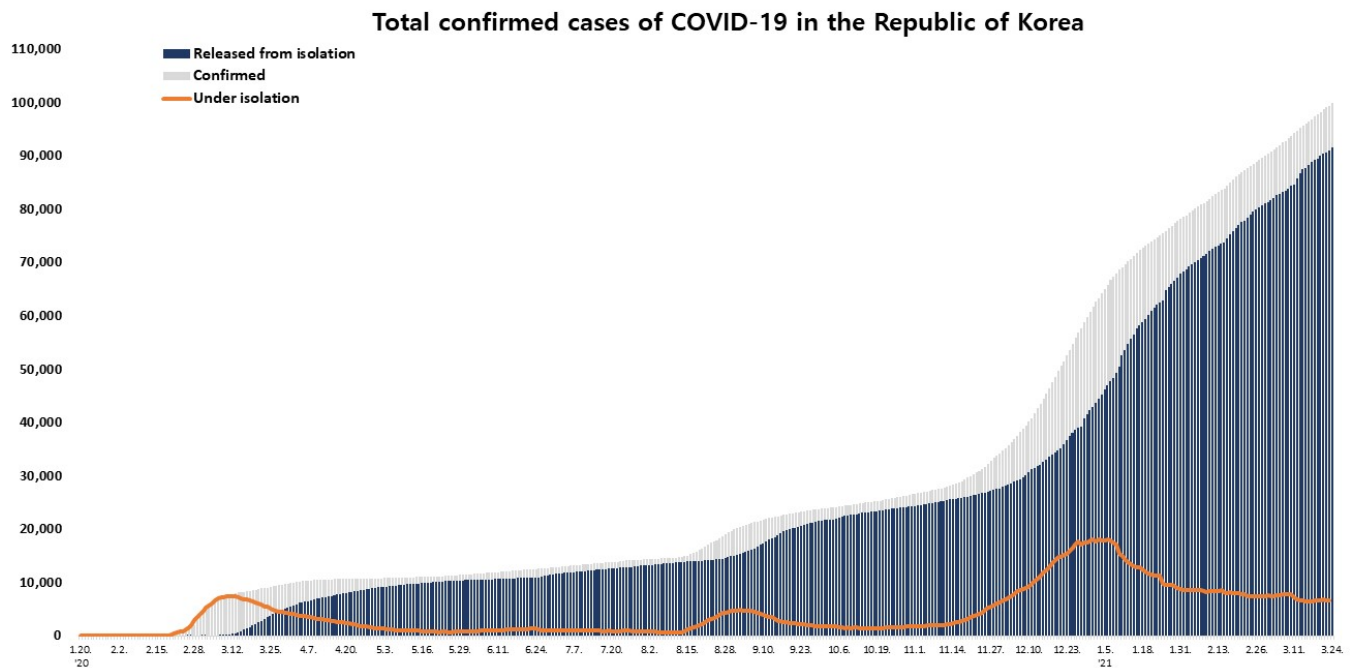
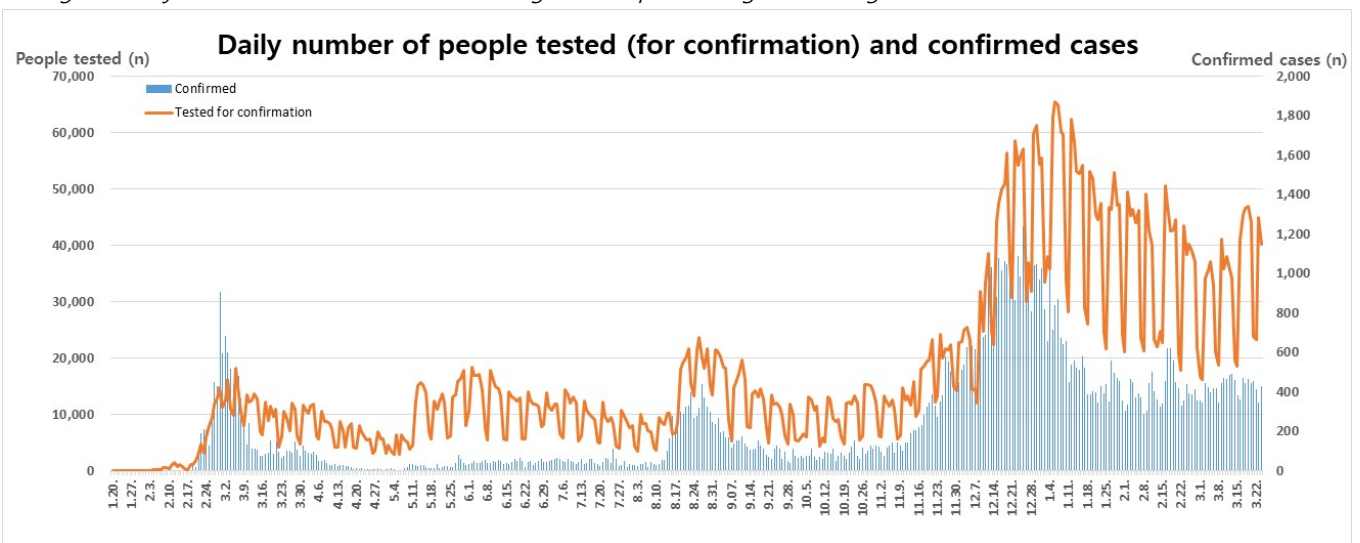
Overall case and test status as of 0:00 today (cumulative since 3 January 2020)

Period (since 3 Jan)	Total	Tested positive (PCR)				Testing in progress	Tested negative (PCR)
		Confirmed	Discharged from isolation	Under isolation	Deceased		
As of 0:00 23 March 2021 (Tue)	7,400,990	99,418 ¹⁾	91,079	6,635 ¹⁾	1,704	100,172	7,201,400 ¹⁾
As of 0:00 24 March 2021 (Wed)	7,441,210	99,846	91,560	6,579	1,707	94,326	7,247,038
Difference	+40,220	+428	+481	-56	+3	-5,846	+45,638

* Based on case data reported to the KDCA

** Testing in progress includes number of completed tests with negative results that are being recorded with delays

※ Figures subject to correction based on findings from epidemiological investigations





KDCA

Korea Disease Control and
Prevention Agency

Updates on COVID-19 in Republic of Korea

24 March 2021

Regional distribution of cases as of 0:00 today (cumulative since 3 January 2020)

Region	New cases		Total cases	(%)	Incidence rate* (per 100,000)
	Local	Imported			
Seoul	135	2	31,110 ¹⁾	(31.16)	319.62
Busan	16	1	3,532	(3.54)	103.52
Daegu	17	0	8,826	(8.84)	362.24
Incheon	21	0	4,884	(4.89)	165.22
Gwangju	2	0	2,189	(2.19)	150.27
Daejeon	2	0	1,231	(1.23)	83.51
Ulsan	1	1	1,128	(1.13)	98.34
Sejong	0	0	250	(0.25)	73.03
Gyeonggi	150	4	27,582	(27.62)	208.16
Gangwon	18	0	2,189	(2.19)	142.09
Chungbuk	6	0	2,044	(2.05)	127.80
Chungnam	0	0	2,600	(2.60)	122.50
Jeonbuk	4	1	1,380	(1.38)	75.94
Jeonnam	0	0	908	(0.91)	48.69
Gyeongbuk	12	0	3,449	(3.45)	129.54
Gyeongnam	27	0	2,803	(2.81)	83.39
Jeju	0	0	617	(0.62)	91.99
Border Screening	0	8	3,124	(3.13)	-
Total	411	17	99,846¹⁾	(100)	192.58

* Total (cumulative) number of cases reported since January 2020 of region / Population of region (based on resident registration data of the Ministry of the Interior as of January 2020)

* Incidence rate based on the number of confirmed cases with the address of the reporting institution



KDCA

Korea Disease Control and
Prevention Agency

Updates on COVID-19 in Republic of Korea

24 March 2021

Confirmed cases by gender and age group

		New cases (%)	Total cases (%)	Incidence rate* (per 100,000)
Total		428 (100)	99,846 (100)	192.58
Sex	Male	229 (53.50)	49,546 (49.62)	191.57
	Female	199 (46.50)	50,300 (50.38)	193.58
Age	80 or above	10 (2.34)	4,659 (4.67)	245.31
	70-79	25 (5.84)	7,443 (7.45)	206.34
	60-69	56 (13.08)	15,528 (15.55)	244.76
	50-59	62 (14.49)	18,460 (18.49)	212.99
	40-49	66 (15.42)	14,462 (14.48)	172.39
	30-39	77 (17.99)	13,373 (13.39)	189.82
	20-29	68 (15.89)	14,990 (15.01)	220.23
	10-19	39 (9.11)	6,752 (6.76)	136.67
	0-9	25 (5.84)	4,179 (4.19)	100.73

* Total (cumulative) number of cases reported since January 2020 by sex and age / Population by sex and age (based on resident registration data of the Ministry of the Interior as of January 2020)

※ Figures subject to correction based on findings from epidemiological investigations

1) Corrected local reporting error (Feb 25, 0:00, Daegu local transmission -1)

Deaths by gender and age group

		New deaths (%)	Total deaths (%)	Case fatality rate (%)
Total		3 (100)	1,707 (100)	1.71
Sex	Male	2 (66.67)	848 (49.68)	1.71
	Female	1 (33.33)	859 (50.32)	1.71
Age	80 or above	1 (33.33)	954 (55.89)	20.48
	70-79	2 (66.67)	476 (27.89)	6.40
	60-69	0 (0.00)	197 (11.54)	1.27
	50-59	0 (0.00)	56 (3.28)	0.30
	40-49	0 (0.00)	14 (0.82)	0.10
	30-39	0 (0.00)	7 (0.41)	0.05
	20-29	0 (0.00)	3 (0.18)	0.02
	10-19	0 (0.00)	0 (0.00)	0.00
	0-9	0 (0.00)	0 (0.00)	0.00

* Case fatality rate (CFR) (%) = Number of deaths / Number of confirmed cases x 100

※ Figures subject to correction based on findings from epidemiological investigations



KDCA

Korea Disease Control and
Prevention Agency

Updates on COVID-19 in Republic of Korea

24 March 2021

AGE DISTRIBUTION OF SEVERE/CRITICAL CASES

	3.11.	3.12.	3.13.	3.14.	3.15.	3.16.	3.17.	3.18.	3.19.	3.20.	3.21.	3.22.	3.23.	3.24.
Total	127	126	112	105	99	103	100	100	101	102	104	103	101	111

	Severe/Critical	(%)
Total	111	(100.0)
80 and above	29	(26.1)
70-79	38	(34.2)
60-69	34	(30.6)
50-59	6	(5.4)
40-49	3	(2.7)
30-39	1	(0.9)
20-29	0	(0.0)
10-19	0	(0.0)
0-9	0	(0.0)

* Severe/Critical: COVID-19 patients in isolation being treated with high flow oxygen therapy, mechanical ventilator, ECMO (Extracorporeal Membrane Oxygenation), CRRT (Continuous Renal Replacement Therapy)

* ICU treatment is decided based on the need for intensive care based on factors such as clinical condition and presence of any underlying medical condition and may differ from severe and critical case classification criteria. The number of severe/critical cases may not match the number of patients in ICU.

※ Figures subject to correction based on findings from epidemiological investigations



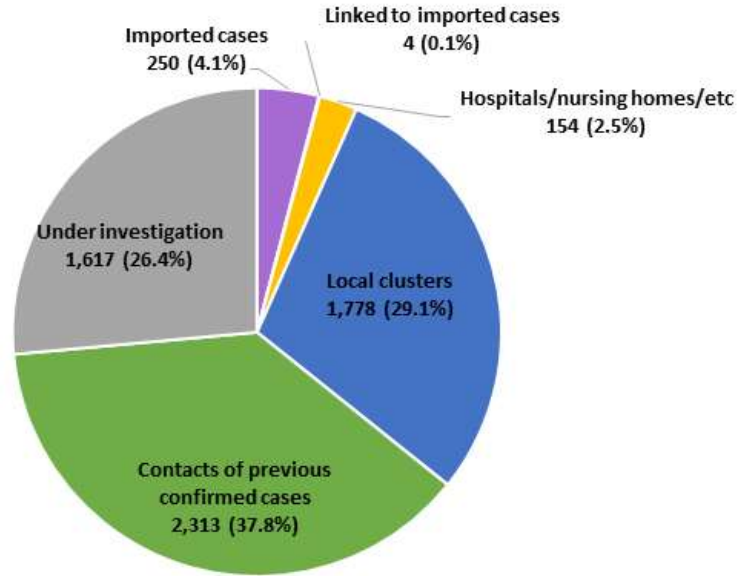
KDCA

Korea Disease Control and Prevention Agency

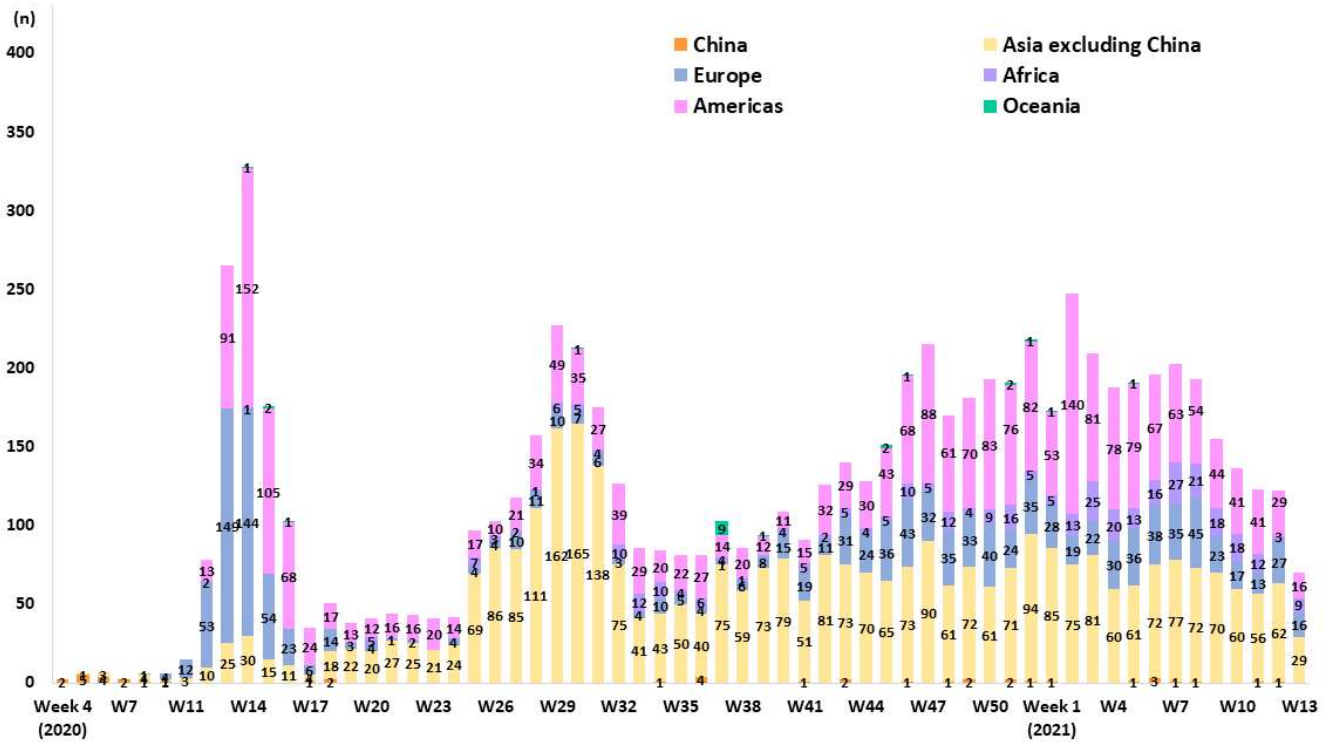
Updates on COVID-19 in Republic of Korea

24 March 2021

NEW CASES (LAST 2 WEEKS) BY CHAIN OF TRANSMISSION



IMPORTED CASES





KDCA

Korea Disease Control and
Prevention Agency

Updates on COVID-19 in Republic of Korea

24 March 2021

REGIONAL DISTRIBUTION AND EPIDEMIOLOGICAL LINKS OF CONFIRMED CASES

Region	Confirmed cases									Other major clusters
	Total	Imported cases	Clusters				Other*	Under investigation	New cases	
			Sub-total	Shin-cheonji cluster	Other local clusters	Imported related				
Seoul	31,110	974	11,566	8	11,455	103	10,262	8,308	137	Past large clusters: • Sarang Jeil Church (1173) • Aug 15 Seoul rallies (650) • Seoul Gangseo-gu dance lessons (329) • Seoul Jongno-gu restaurant / singing class (315) • Nightclubs (277) • Yongjin Woori Jeil Church (221) • Richway (210) • Guro-gu call center (170) • Coupang fulfillment center (152) • Gwangju door-to-door sales (150) • Seoul Noryangjin teacher appointment exam preparation classes (112) • Newly planted churches group (119) • Gangseo-gu religious facility (258) • Chungbuk hospitals (472) • Gyeongbuk Sangju-si BTJ (808) • Busan/Ulsan janggu lessons (268) • Gyeongnam Jinju-si prayer house (120) • Yongsan-gu construction site (123)
Busan	3,532	144	2,161	12	2,091	58	731	496	17	
Daegu	8,826	164	6,545	4,512	2,025	8	1,134	983	17	
Incheon	4,884	245	2,176	2	2,164	10	1,629	834	21	
Gwangju	2,189	139	1,755	9	1,740	6	143	152	2	
Daejeon	1,231	54	646	2	643	1	335	196	2	
Ulsan	1,128	98	811	16	790	5	138	81	2	
Sejong	250	27	122	1	120	1	51	50	0	
Gyeonggi	27,582	1,604	10,849	29	10,741	79	9,295	5,834	154	
Gangwon	2,189	78	1,198	17	1,180	1	594	319	18	
Chungbuk	2,044	96	1,130	6	1,117	7	507	311	6	
Chungnam	2,600	173	1,358	0	1,357	1	651	418	0	
Jeonbuk	1,380	116	967	1	965	1	154	143	5	
Jeonnam	908	71	638	1	626	11	104	95	0	
Gyeongbuk	3,449	175	2,397	565	1,828	4	483	394	12	
Gyeongnam	2,803	159	1,816	33	1,750	33	462	366	27	
Jeju	617	35	386	0	385	1	109	87	0	
Points of Entry	3,124	3,124	0	0	0	0	0	0	8	
Total	99,846 (%)	7,476 (7.5)	46,521 (46.6)	5,214 (5.2)	40,977 (41.0)	330 (0.3)	26,782 (26.8)	19,067 (19.1)	428	

* Includes contacts of confirmed cases

※ The interim classification is based on the reporting location, which may change depending on further epidemiological investigation.