



KDCA

Korea Disease Control and Prevention Agency

Updates on COVID-19 in Republic of Korea

25 March 2021

Local transmission cases as of 0:00 today (cumulative since 3 January 2020)

	Total	City							
		Seoul	Busan	Daegu	Incheon	Gwangju	Daejeon	Ulsan	Sejong
New	419	125	20	17	11	4	3	0	0
Cumulative	92,789	30,261	3,408	8,679	4,650	2,054	1,180	1,030	223

	Total	Province							
		Gyeonggi	Gangwon	Chung-buk	Chung-nam	Jeon-buk	Jeon-nam	Gyeong-buk	Gyeong-nam
New	147	27	17	4	4	1	9	30	0
Cumulative	26,125	2,138	1,965	2,431	1,268	838	3,283	2,674	582

Imported cases, as of 0:00 today (cumulative since 3 January 2020)

	Total	Region/Country						Where confirmed		Nationality	
		China	Asia ex-China	Europe	America	Africa	Oceania	Point of Entry	Community	Korean	Other
New	11	0	5	1	5	0	0	5	6	4	7
Total	7,487	42 (0.6%)	3,342 (44.6%)	1,295 (17.3%)	2,416 (32.3%)	369 (4.9%)	23 (0.3%)	3,129 (41.8%)	4,358 (58.2%)	4,016 (53.6%)	3,471 (46.4%)

* Asia excluding China : Philippines 2, Indonesia 2, India 1
 Europe : Hungary 1
 America : US 4, Mexico 1

Case status, as of 0:00 today (cumulative since 3 January 2020)

	Discharged from isolation	Under isolation	Severe/critical cases	Deceased
As of 0:00 24 March 2021 (Wed)	91,560	6,579	111	1,707
As of 0:00 25 March 2021 (Thur)	92,068	6,499	111	1,709
Difference	(+)508	(-)80	0	(+)2

* Based on case data reported to the KDCA

** Severe/Critical: COVID-19 patients in isolation being treated with high flow oxygen therapy, mechanical ventilator, ECMO (Extracorporeal Membrane Oxygenation), CRRT (Continuous Renal Replacement Therapy)

※ Figures subject to correction based on findings from epidemiological investigations



KDCA

Korea Disease Control and
Prevention Agency

Updates on COVID-19 in Republic of Korea

25 March 2021

Recent major local clusters as of 12:00 today

Location	Cluster	New cases	Total cases
Seoul Songpa-gu	Family / healthcare facility	11	12
Seoul Songpa-gu	Logistics center	15	16
Gyeonggi Suwon-si Paldal-gu	Church	2	27
Gyeonggi Suwon-si Yeongtong-gu	Social welfare center	10	11
Gyeonggi Yongin-si Suji-gu	Nursing home	3	22
Gyeonggi Ansan-si	Family and culture center	9	10
Chungbuk Cheongju-si	Sports team	16	17
Chungbuk Jecheon-si	Sauna	8	59
Gwangju Dong-gu	Singing room	10	11
Gyeongbuk Gyeongsan-si	Spa	4	22
Busan Seo-gu	Refrigeration company	10	11
Gyeongnam Jinju-si	Bathhouse 2	10	230
Gyeongnam Geoje-si	Nightlife / company	5	162
Gangwon Sokcho-si	Preschool	5	39
Gangwon Wonju-si	Clinic	6	12

* The specific figures may differ from the daily reported statistics or figures disclosed by local municipalities due to factors such as report timing and differences in the time period considered

Weekly risk assessment indicators

	2.21.~2.27.	2.28.~3.6.	3.7.~3.13.	3.14.~3.20.	
Daily average confirmed cases (n)	Local	369.4	371.7	428.3	415.9
	Imported	22.1	19.4	17.6	17.4
	Total	391.6	391.1	445.9	433.3
Cases with chain of transmission under investigation (%) (n)	21.5(588/2,741)	22.3(610/2,738)	22.2(694/3,121)	28.5(864/3,033)	
Percentage under management¹⁾	46.6	46.9	40.0	37.4	
Reproduction number (Rt)	0.99	0.94	1.07	1.03	
New clusters	60 (▲ ⁵ ²⁾)	50 (▲ ⁶ ²⁾)	47(▲ ²² ²⁾)	17³⁾	
Average critical/severe patients (n)	146	134	125	101	
Number of deaths (n)	42	37	35	26	
Number of ICU available	565	582	604	611	

¹⁾ Of the new cases, percent confirmed while under quarantine

²⁾ Reclassified as belonging to a cluster due to epidemiological link found

³⁾ Figure not final due to ongoing investigation

※ All figures subject to change upon new findings from investigation



KDCA

Korea Disease Control and
Prevention Agency

Updates on COVID-19 in Republic of Korea

25 March 2021

COVID-19 vaccination status as of 0:00 today (cumulative since 26 February 2021)

	New	Total
1 st dose	28,222	733,124
2 nd dose	1,193	2,691

※ Figures based on recorded data and subject to correction

Adverse events following COVID-19 vaccination reported as of 0:00 today (cumulative since 26 February 2021)

		Vaccinated (cumulative)	Total	%	General ¹⁾	Anaphylaxis suspected ²⁾	Severe suspected ³⁾	Deaths
Total	New	735,815	78	1.35%	74	3	1	0
	Total		10,010		9,893	93	8	16
AstraZeneca	New	673,183	63	1.45%	59	3	1	0
	Total		9,757		9,649	84	8	16
Pfizer	New	62,632	15	0.40%	15	0	0	0
	Total		253		244	9	0	0

¹⁾ Mild cases such as headache, fever, nausea, vomiting, etc.²⁾ Anaphylactoid reaction and anaphylactic shock suspected cases reported by healthcare institution; Anaphylactoid reaction refers to occurrence of symptoms such as shortness of breath, rashes, etc. within 2 hours of vaccination and differs from anaphylaxis³⁾ Includes convulsion, nervous system response, and ICU admitted cases

※ Cases reported as suspected cases of AEFI; causal association not yet determined; investigation for assessment of causal association to take place for deaths or anaphylaxis cases



KDCA

Korea Disease Control and Prevention Agency

Updates on COVID-19 in Republic of Korea

25 March 2021

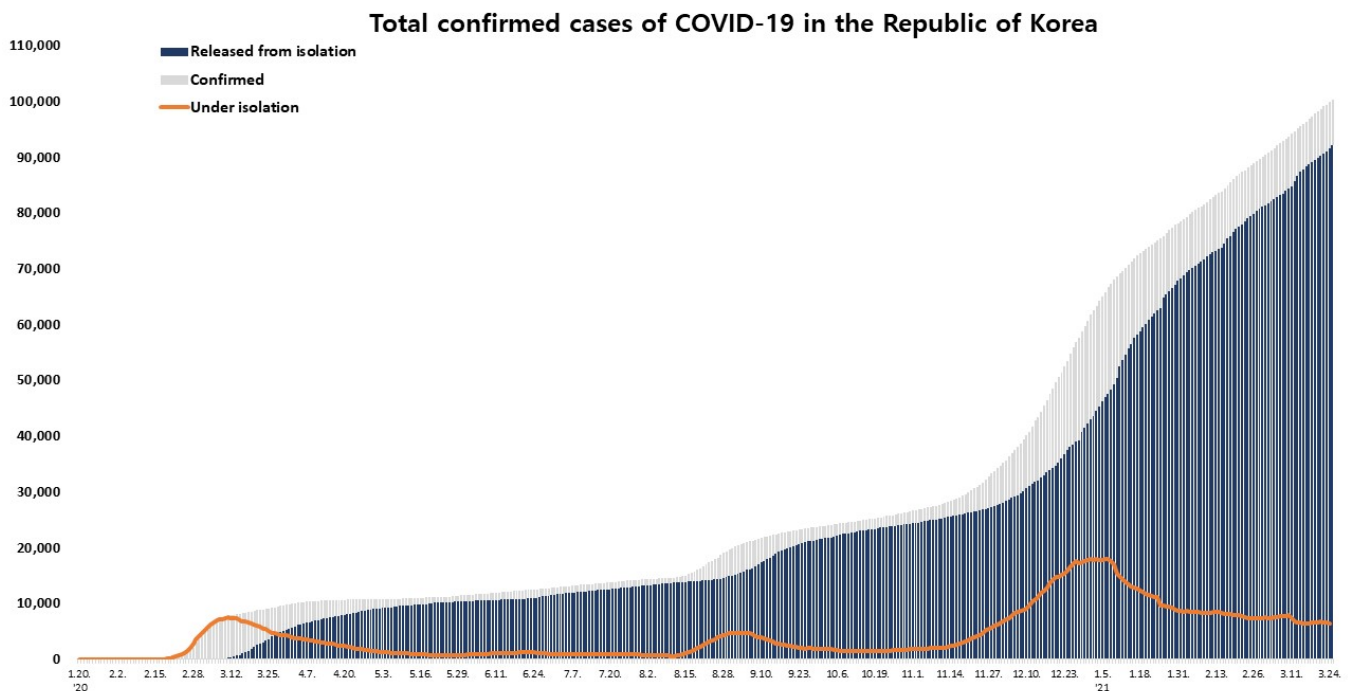
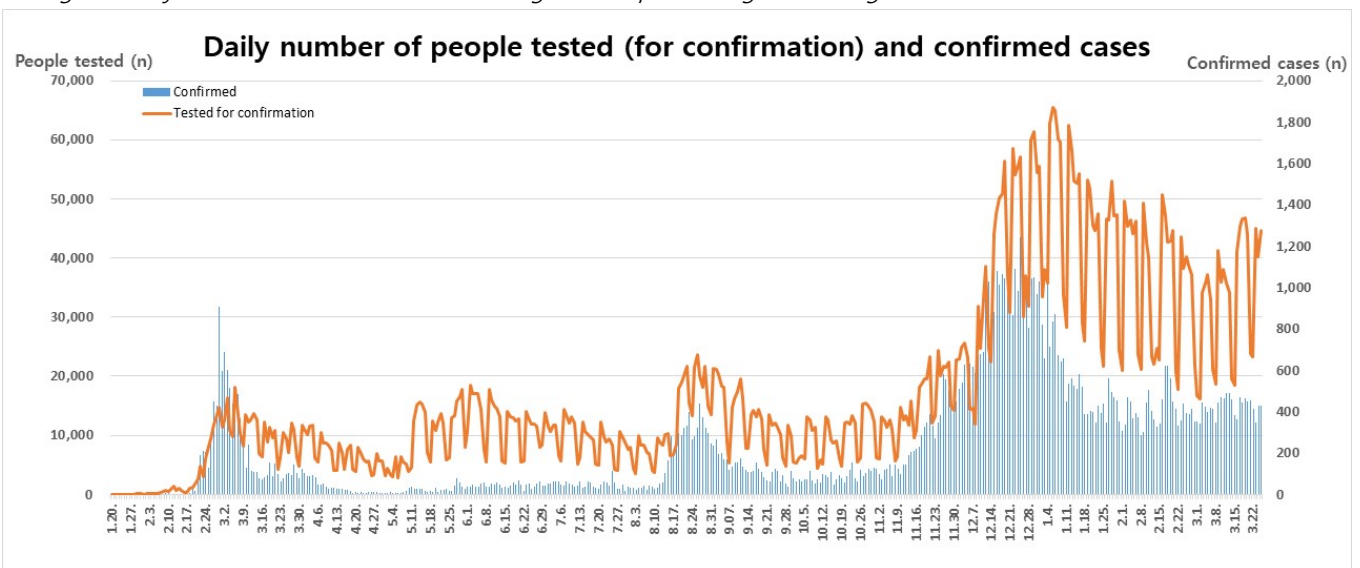
Overall case and test status as of 0:00 today (cumulative since 3 January 2020)

Period (since 3 Jan)	Total	Tested positive (PCR)				Testing in progress	Tested negative (PCR)
		Confirmed	Discharged from isolation	Under isolation	Deceased		
As of 0:00 24 March 2021 (Wed)	7,441,210	99,846	91,560	6,579	1,707	94,326	7,247,038
As of 0:00 25 March 2021 (Thur)	7,485,859	100,276	92,068	6,499	1,709	86,983	7,298,600
Difference	+44,649	+430	+508	-80	+2	-7,343	+51,562

* Based on case data reported to the KDCA

** Testing in progress includes number of completed tests with negative results that are being recorded with delays

※ Figures subject to correction based on findings from epidemiological investigations





KDCA

Korea Disease Control and
Prevention Agency

Updates on COVID-19 in Republic of Korea

25 March 2021

Regional distribution of cases as of 0:00 today (cumulative since 3 January 2020)

Region	New cases		Total cases	(%)	Incidence rate* (per 100,000)
	Local	Imported			
Seoul	125	2	31,237	(31.15)	320.92
Busan	20	0	3,552	(3.54)	104.11
Daegu	17	0	8,843	(8.82)	362.94
Incheon	11	1	4,896	(4.88)	165.62
Gwangju	4	1	2,194	(2.19)	150.62
Daejeon	3	0	1,234	(1.23)	83.71
Ulsan	0	0	1,128	(1.12)	98.34
Sejong	0	0	250	(0.25)	73.03
Gyeonggi	147	0	27,729	(27.65)	209.27
Gangwon	27	0	2,216	(2.21)	143.85
Chungbuk	17	0	2,061	(2.06)	128.86
Chungnam	4	0	2,604	(2.60)	122.69
Jeonbuk	4	1	1,385	(1.38)	76.21
Jeonnam	1	0	909	(0.91)	48.75
Gyeongbuk	9	1	3,459	(3.45)	129.92
Gyeongnam	30	0	2,833	(2.83)	84.28
Jeju	0	0	617	(0.62)	91.99
Border Screening	0	5	3,129	(3.12)	-
Total	419	11	100,276	(100)	193.41

* Total (cumulative) number of cases reported since January 2020 of region / Population of region (based on resident registration data of the Ministry of the Interior as of January 2020)

* Incidence rate based on the number of confirmed cases with the address of the reporting institution



KDCA

Korea Disease Control and
Prevention Agency

Updates on COVID-19 in Republic of Korea

25 March 2021

Confirmed cases by gender and age group

		New cases (%)	Total cases (%)	Incidence rate* (per 100,000)
Total		430 (100)	100,276 (100)	193.41
Sex	Male	226 (52.56)	49,772 (49.64)	192.45
	Female	204 (47.44)	50,504 (50.36)	194.36
Age	80 or above	8 (1.86)	4,667 (4.65)	245.73
	70-79	18 (4.19)	7,461 (7.44)	206.84
	60-69	53 (12.33)	15,581 (15.54)	245.59
	50-59	87 (20.23)	18,547 (18.50)	214.00
	40-49	68 (15.81)	14,530 (14.49)	173.20
	30-39	73 (16.98)	13,446 (13.41)	190.86
	20-29	70 (16.28)	15,060 (15.02)	221.26
	10-19	32 (7.44)	6,784 (6.77)	137.32
0-9	21 (4.88)	4,200 (4.19)	101.24	

* Total (cumulative) number of cases reported since January 2020 by sex and age / Population by sex and age (based on resident registration data of the Ministry of the Interior as of January 2020)

※ Figures subject to correction based on findings from epidemiological investigations

1) Corrected local reporting error (Feb 25, 0:00, Daegu local transmission -1)

Deaths by gender and age group

		New deaths (%)	Total deaths (%)	Case fatality rate (%)
Total		2 (100)	1,709 (100)	1.70
Sex	Male	2 (100.00)	850 (49.74)	1.71
	Female	0 (0.00)	859 (50.26)	1.70
Age	80 or above	0 (0.00)	954 (55.82)	20.44
	70-79	2 (100.00)	478 (27.97)	6.41
	60-69	0 (0.00)	197 (11.53)	1.26
	50-59	0 (0.00)	56 (3.28)	0.30
	40-49	0 (0.00)	14 (0.82)	0.10
	30-39	0 (0.00)	7 (0.41)	0.05
	20-29	0 (0.00)	3 (0.18)	0.02
	10-19	0 (0.00)	0 (0.00)	0.00
0-9	0 (0.00)	0 (0.00)	0.00	

* Case fatality rate (CFR) (%) = Number of deaths / Number of confirmed cases x 100

※ Figures subject to correction based on findings from epidemiological investigations



KDCA

Korea Disease Control and
Prevention Agency

Updates on COVID-19 in Republic of Korea

25 March 2021

AGE DISTRIBUTION OF SEVERE/CRITICAL CASES

	3.12.	3.13.	3.14.	3.15.	3.16.	3.17.	3.18.	3.19.	3.20.	3.21.	3.22.	3.23.	3.24.	3.25.
Total	126	112	105	99	103	100	100	101	102	104	103	101	111	111

	Severe/Critical	(%)
Total	111	(100.0)
80 and above	29	(26.1)
70-79	37	(33.3)
60-69	36	(32.4)
50-59	5	(4.5)
40-49	3	(2.7)
30-39	1	(0.9)
20-29	0	(0.0)
10-19	0	(0.0)
0-9	0	(0.0)

* Severe/Critical: COVID-19 patients in isolation being treated with high flow oxygen therapy, mechanical ventilator, ECMO (Extracorporeal Membrane Oxygenation), CRRT (Continuous Renal Replacement Therapy)

* ICU treatment is decided based on the need for intensive care based on factors such as clinical condition and presence of any underlying medical condition and may differ from severe and critical case classification criteria. The number of severe/critical cases may not match the number of patients in ICU.

※ Figures subject to correction based on findings from epidemiological investigations



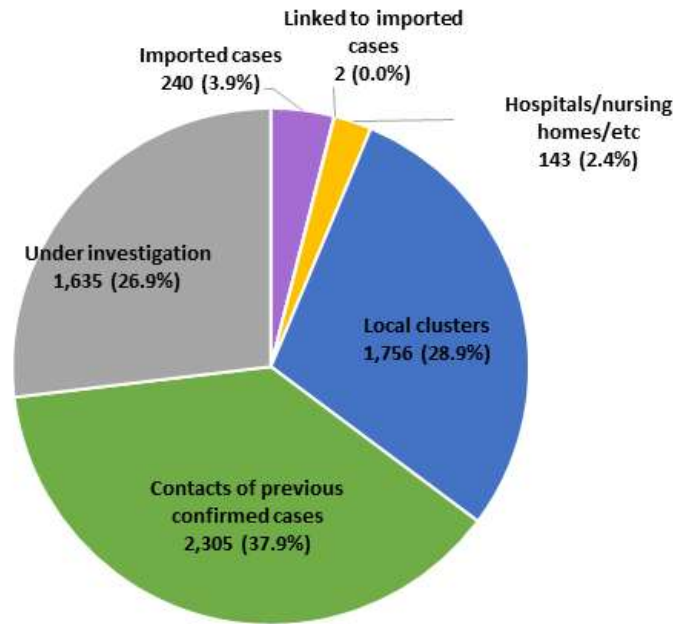
KDCA

Korea Disease Control and Prevention Agency

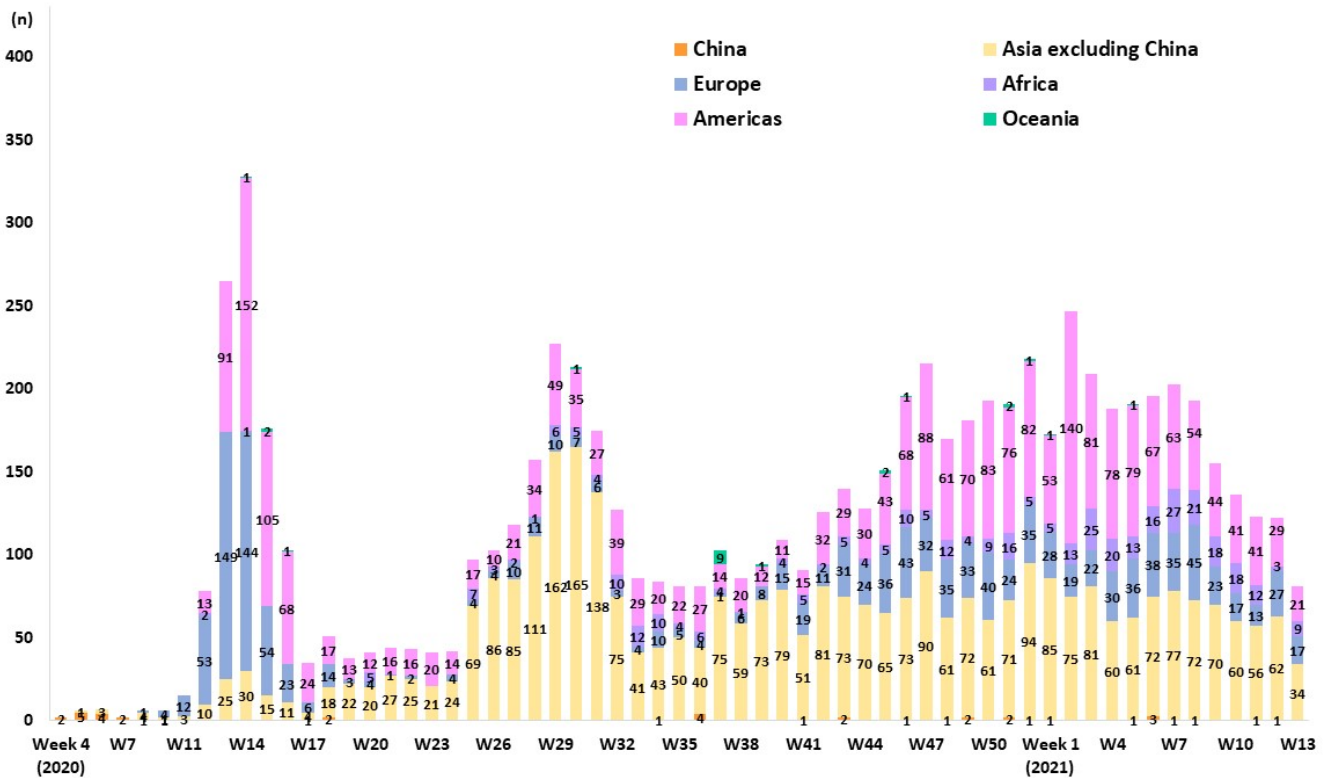
Updates on COVID-19 in Republic of Korea

25 March 2021

NEW CASES (LAST 2 WEEKS) BY CHAIN OF TRANSMISSION



IMPORTED CASES





KDCA

Korea Disease Control and
Prevention Agency

Updates on COVID-19 in Republic of Korea

25 March 2021

REGIONAL DISTRIBUTION AND EPIDEMIOLOGICAL LINKS OF CONFIRMED CASES

Region	Confirmed cases									Other major clusters
	Total	Imported cases	Clusters				Other*	Under investigation	New cases	
			Sub-total	Shin-cheonji cluster	Other local clusters	Imported related				
Seoul	31,237	976	11,631	8	11,520	103	10,282	8,348	127	Past large clusters: • Sarang Jeil Church (1173) • Aug 15 Seoul rallies (650) • Seoul Gangseo-gu dance lessons (329) • Seoul Jongno-gu restaurant / singing class (315) • Nightclubs (277) • Yongjin Woori Jeil Church (221) • Richway (210) • Guro-gu call center (170) • Coupang fulfillment center (152) • Gwangju door-to-door sales (150) • Seoul Noryangjin teacher appointment exam preparation classes (112) • Newly planted churches group (119) • Gangseo-gu religious facility (258) • Chungbuk hospitals (472) • Gyeongbuk Sangju-si BTJ (808) • Busan/Ulsan janggu lessons (268) • Gyeongnam Jinju-si prayer house (120) • Yongsan-gu construction site (123)
Busan	3,552	144	2,173	12	2,103	58	734	501	20	
Daegu	8,843	164	6,553	4,512	2,033	8	1,136	990	17	
Incheon	4,896	246	2,177	2	2,165	10	1,635	838	12	
Gwangju	2,194	140	1,755	9	1,740	6	146	153	5	
Daejeon	1,234	54	646	2	643	1	338	196	3	
Ulsan	1,128	98	811	16	790	5	138	81	0	
Sejong	250	27	122	1	120	1	51	50	0	
Gyeonggi	27,729	1,604	10,913	29	10,805	79	9,338	5,874	147	
Gangwon	2,216	78	1,201	17	1,183	1	612	325	27	
Chungbuk	2,061	96	1,147	6	1,134	7	505	313	17	
Chungnam	2,604	173	1,358	0	1,357	1	652	421	4	
Jeonbuk	1,385	117	977	1	975	1	150	141	5	
Jeonnam	909	71	638	1	626	11	105	95	1	
Gyeongbuk	3,459	176	2,406	565	1,837	4	484	393	10	
Gyeongnam	2,833	159	1,828	33	1,762	33	473	373	30	
Jeju	617	35	386	0	385	1	109	87	0	
Points of Entry	3,129	3,129	0	0	0	0	0	0	5	
Total	100,276 (%)	7,487 (7.5)	46,722 (46.6)	5,214 (5.2)	41,178 (41.1)	330 (0.3)	26,888 (26.8)	19,179 (19.1)	430	

* Includes contacts of confirmed cases

※ The interim classification is based on the reporting location, which may change depending on further epidemiological investigation.