



KDCA

Korea Disease Control and Prevention Agency

Updates on COVID-19 in Republic of Korea

3 April 2021

Local transmission cases as of 0:00 today (cumulative since 3 January 2020)

	Total	City							
		Seoul	Busan	Daegu	Incheon	Gwangju	Daejeon	Ulsan	Sejong
New	521	154	61	10	19	2	19	3	10
Cumulative	97,086¹⁾	31,556¹⁾	3,810	8,794	4,871	2,072	1,277	1,069	274

	Total	Province							
		Gyeonggi	Gangwon	Chung-buk	Chung-nam	Jeon-buk	Jeon-nam	Gyeong-buk	Gyeong-nam
New	143	16	11	7	20	1	16	28	1
Cumulative	27,377	2,297	2,136	2,486	1,390	843	3,375	2,864	595

¹⁾ Corrected local reporting error (April 2, 0:00, Seoul -1,)

Imported cases, as of 0:00 today (cumulative since 3 January 2020)

	Total	Region/Country						Where confirmed		Nationality	
		China	Asia ex-China	Europe	America	Africa	Oceania	Point of Entry	Community	Korean	Other
New	22	0	12	5	4	1	0	9	13	11	11
Total	7,650	42 (0.5%)	3,430 (44.8%)	1,329 (17.4%)	2,445 (32.0%)	381 (5.0%)	23 (0.3%)	3,180 (41.6%)	4,470 (58.4%)	4,095 (53.5%)	3,555 (46.5%)

* Asia excluding China: Philippines 6, India 1, Indonesia 1, UAE 1, Singapore 1, Qatar 1, Bangladesh 1, Europe: Hungary 3, Poland 1, Italy 1, America: USA 3, Brazil 1, Africa: Cote d'Ivoire 1

Case status, as of 0:00 today (cumulative since 3 January 2020)

	Discharged from isolation	Under isolation	Severe/critical cases	Deceased
As of 0:00 2 April 2021 (Fri)	95,861	6,595¹⁾	101	1,737
As of 0:00 3 April 2021 (Sat)	96,196	6,800	101	1,740
Difference	(+)335	(+)205	0	(+)3

* Based on case data reported to the KDCA

** Severe/Critical: COVID-19 patients in isolation being treated with high flow oxygen therapy, mechanical ventilator, ECMO (Extracorporeal Membrane Oxygenation), CRRT (Continuous Renal Replacement Therapy)

※ Figures subject to correction based on findings from epidemiological investigations

¹⁾ Corrected local reporting error (April 2, 0:00, Seoul -1,)



KDCA

Korea Disease Control and
Prevention Agency

Updates on COVID-19 in Republic of Korea

3 April 2021

Recent major local clusters as of 12:00 today

Location	Cluster	New cases	Total cases
Seoul Jungnang-gu	Family / workplace	13	14
Seoul Yongsan-gu	Musicians club	2	25
Incheon Michuhol-gu	Preschool	2	13
Gyeonggi Suwon-si	Gym / church	10	11
Gyeonggi Seongnam-si	Social gathering of foreigners	7	47
Gyeonggi Osan-si	Preschool	2	27
Daejeon Jungu-gu	Pub	11	12
Sejong-si	Elementary school	2	27
Chungbuk	Singing pub	17	18
Gyeongbuk Gyeongsan-si	Elderly welfare facility	8	32
Busan	Singing pub	44	200
Gangwon Gangneung-si	Fitness center	2	11
Gangwon Donghae-si	Family / restaurant	7	46
Seoul/Jeonbuk/Daejeon/Gyeongbuk	'A' church gathering	25	26

* The specific figures may differ from the daily reported statistics or figures disclosed by local municipalities due to factors such as report timing and differences in the time period considered



KDCA

Korea Disease Control and
Prevention Agency

Updates on COVID-19 in Republic of Korea

3 April 2021

COVID-19 vaccination status as of 0:00 today (cumulative since 26 February 2021)

	New	Total
1 st dose	38,058	953,556
2 nd dose	6,177	26,380

※ Figures based on recorded data and subject to correction

Adverse events following COVID-19 vaccination reported as of 0:00 today (cumulative since 26 February 2021)

		Vaccinated (cumulative)	Total	%	General ¹⁾	Anaphylaxis suspected ²⁾	Severe suspected ³⁾	Deaths
Total	New	979,936	147	1.12%	143	1	1	2
	Total		10,968		10,811	108	17	32
AstraZeneca	New	853,579	89	1.23%	86	1	1	1
	Total		10,495		10,353	94	17	31
Pfizer	New	126,357	58	0.37%	57	-	-	1
	Total		473		458	14	-	1

¹⁾ Mild cases such as headache, fever, nausea, vomiting, etc.²⁾ Anaphylactoid reaction and anaphylactic shock suspected cases reported by healthcare institution; Anaphylactoid reaction refers to occurrence of symptoms such as shortness of breath, rashes, etc. within 2 hours of vaccination and differs from anaphylaxis³⁾ Includes convulsion and other nervous system response and ICU admitted cases

※ Cases reported as suspected cases of AEFI; causal association not yet determined; investigation for assessment of causal association to take place for deaths or anaphylaxis cases



KDCA

Korea Disease Control and Prevention Agency

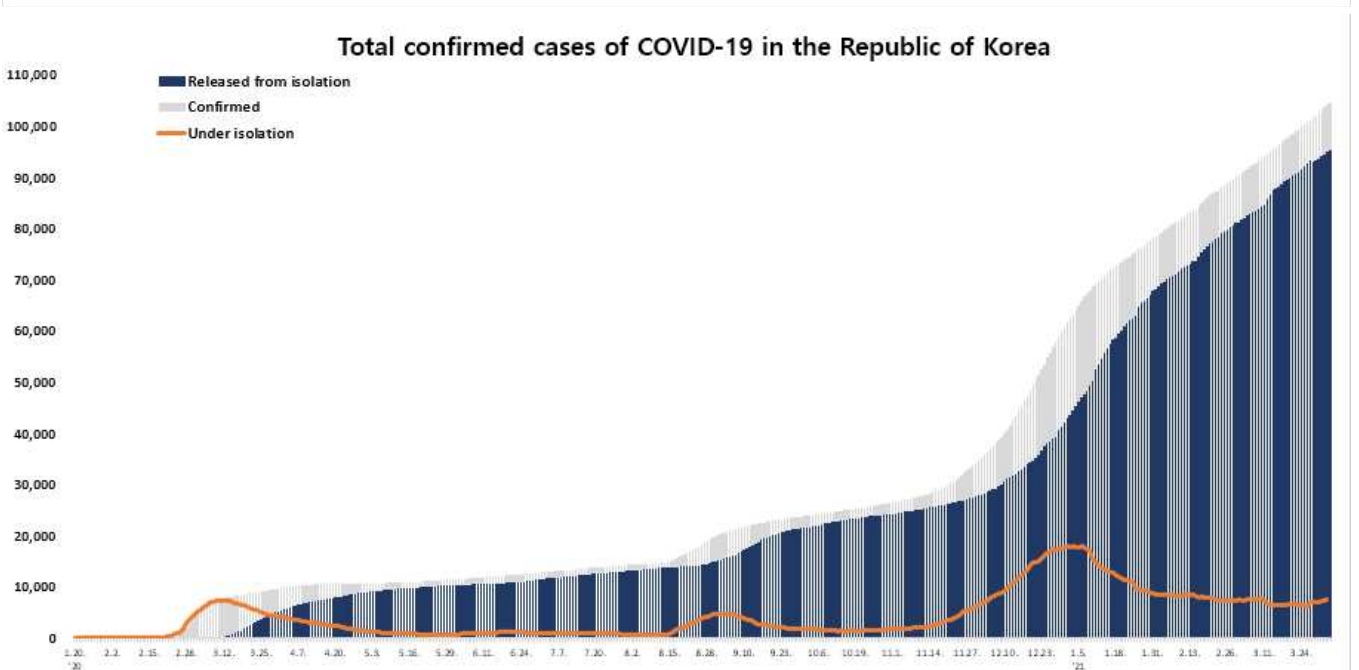
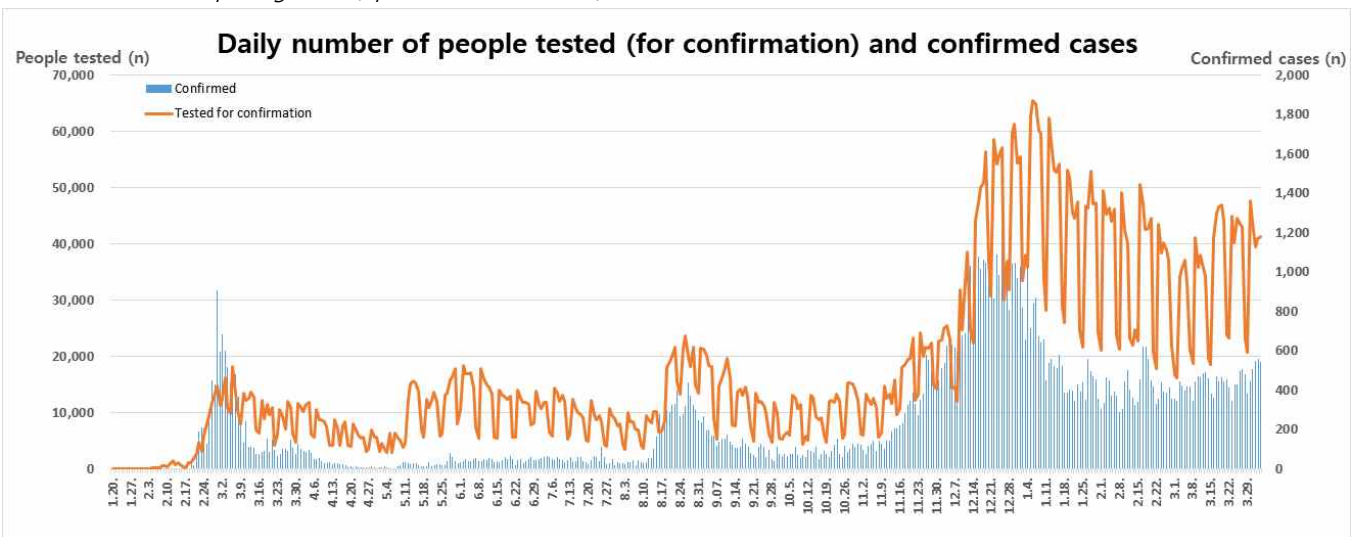
Updates on COVID-19 in Republic of Korea

3 April 2021

Overall case and test status as of 0:00 today (cumulative since 3 January 2020)

Period (since 3 Jan)	Total	Tested positive (PCR)				Testing in progress	Tested negative (PCR)
		Confirmed	Discharged from isolation	Under isolation	Deceased		
As of 0:00 2 April 2021 (Fri)	7,788,295	104,193 ¹⁾	95,861	6,595 ¹⁾	1,737	70,752	7,613,350 ¹⁾
As of 0:00 3 April 2021 (Sat)	7,829,601	104,736	96,196	6,800	1,740	75,288	7,649,577
Difference	+41,306	+543	+335	+205	+3	+4,536	+36,227

* Based on case data reported to the KDCA
 ** Testing in progress includes number of completed tests with negative results that are being recorded with delays
 ※ Figures subject to correction based on findings from epidemiological investigations
¹⁾ Corrected local reporting error (April 2, 0:00, Seoul -1)





KDCA

Korea Disease Control and
Prevention Agency

Updates on COVID-19 in Republic of Korea

3 April 2021

Regional distribution of cases as of 0:00 today (cumulative since 3 January 2020)

Region	New cases		Total cases	(%)	Incidence rate* (per 100,000)
	Local	Imported			
Seoul	154	1	32,551	(31.08)	334.42
Busan	61	0	3,959	(3.78)	116.04
Daegu	10	0	8,961	(8.56)	367.78
Incheon	19	2	5,122	(4.89)	173.27
Gwangju	2	1	2,216	(2.12)	152.13
Daejeon	19	0	1,334	(1.27)	90.49
Ulsan	3	0	1,169	(1.12)	101.91
Sejong	10	0	301	(0.29)	87.93
Gyeonggi	143	4	29,019	(27.71)	219.01
Gangwon	16	1	2,377	(2.27)	154.30
Chungbuk	11	0	2,240	(2.14)	140.05
Chungnam	7	3	2,666	(2.55)	125.61
Jeonbuk	20	0	1,508	(1.44)	82.98
Jeonnam	1	0	916	(0.87)	49.12
Gyeongbuk	16	1	3,558	(3.40)	133.63
Gyeongnam	28	0	3,027	(2.89)	90.05
Jeju	1	0	632	(0.60)	94.22
Border Screening	0	9	3,180	(3.04)	-
Total	521	22	104,736	(100)	202.01

* Total (cumulative) number of cases reported since January 2020 of region / Population of region (based on resident registration data of the Ministry of the Interior as of January 2020)

* Incidence rate based on the number of confirmed cases with the address of the reporting institution



KDCA

Korea Disease Control and
Prevention Agency

Updates on COVID-19 in Republic of Korea

3 April 2021

Confirmed cases by gender and age group

		New cases (%)	Total cases (%)	Incidence rate* (per 100,000)
Total		543 (100)	104,736 (100)	202.01
Sex	Male	274 (50.46)	52,032 (49.68)	201.18
	Female	269 (49.54)	52,704 (50.32)	202.83
Age	80 or above	14 (2.58)	4,806 (4.59)	253.05
	70-79	29 (5.34)	7,739 (7.39)	214.55
	60-69	93 (17.13)	16,234 (15.50)	255.88
	50-59	88 (16.21)	19,294 (18.42)	222.62
	40-49	97 (17.86)	15,270 (14.58)	182.02
	30-39	76 (14.00)	14,076 (13.44)	199.80
	20-29	78 (14.36)	15,724 (15.01)	231.02
	10-19	43 (7.92)	7,137 (6.81)	144.46
0-9	25 (4.60)	4,456 (4.25)	107.41	

* Total (cumulative) number of cases reported since January 2020 by sex and age / Population by sex and age (based on resident registration data of the Ministry of the Interior as of January 2020)

※ Figures subject to correction based on findings from epidemiological investigations

Deaths by gender and age group

		New deaths (%)	Total deaths (%)	Case fatality rate (%)
Total		3 (100)	1,740 (100)	1.66
Sex	Male	3 (100.00)	868 (49.89)	1.67
	Female	0 (0.00)	872 (50.11)	1.65
Age	80 or above	0 (0.00)	968 (55.63)	20.14
	70-79	2 (66.67)	488 (28.05)	6.31
	60-69	0 (0.00)	201 (11.55)	1.24
	50-59	1 (33.33)	59 (3.39)	0.31
	40-49	0 (0.00)	14 (0.80)	0.09
	30-39	0 (0.00)	7 (0.40)	0.05
	20-29	0 (0.00)	3 (0.17)	0.02
	10-19	0 (0.00)	0 (0.00)	0.00
0-9	0 (0.00)	0 (0.00)	0.00	

* Case fatality rate (CFR) (%) = Number of deaths / Number of confirmed cases x 100

※ Figures subject to correction based on findings from epidemiological investigations



KDCA

Korea Disease Control and
Prevention Agency

Updates on COVID-19 in Republic of Korea

3 April 2021

AGE DISTRIBUTION OF SEVERE/CRITICAL CASES

	3.21.	3.22.	3.23.	3.24.	3.25.	3.26	3.27	3.28	3.29	3.30	3.31	4.1.	4.2.	4.3.
Total	104	103	101	111	111	111	103	104	100	102	108	107	101	101

	Severe/Critical	(%)
Total	101	(100.0)
80 and above	26	(25.7)
70-79	34	(33.7)
60-69	35	(34.7)
50-59	4	(4.0)
40-49	1	(1.0)
30-39	1	(1.0)
20-29	0	(0.0)
10-19	0	(0.0)
0-9	0	(0.0)

* Severe/Critical: COVID-19 patients in isolation being treated with high flow oxygen therapy, mechanical ventilator, ECMO (Extracorporeal Membrane Oxygenation), CRRT (Continuous Renal Replacement Therapy)

* ICU treatment is decided based on the need for intensive care based on factors such as clinical condition and presence of any underlying medical condition and may differ from severe and critical case classification criteria. The number of severe/critical cases may not match the number of patients in ICU.

※ Figures subject to correction based on findings from epidemiological investigations



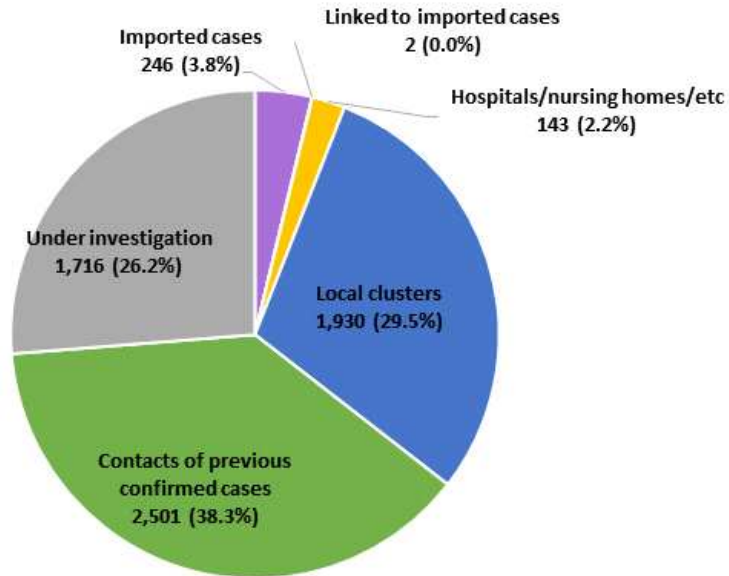
KDCA

Korea Disease Control and Prevention Agency

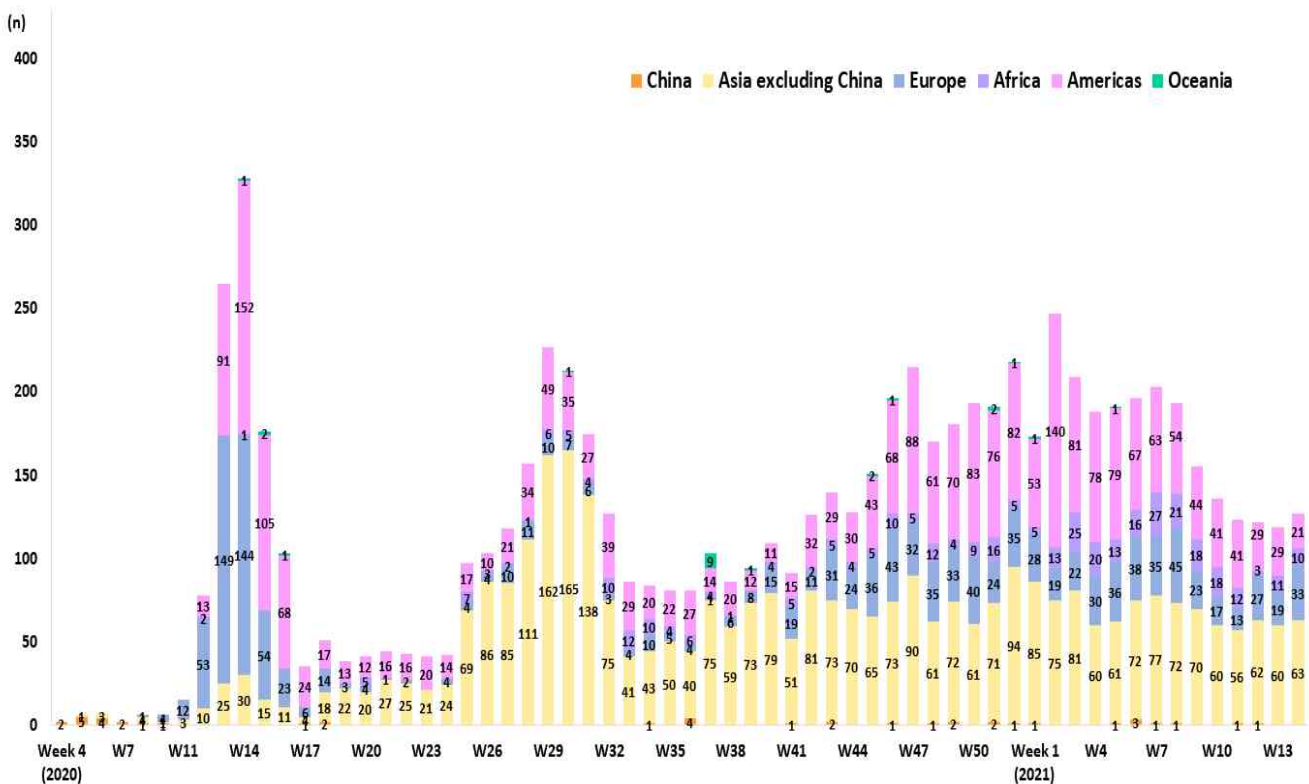
Updates on COVID-19 in Republic of Korea

3 April 2021

NEW CASES (LAST 2 WEEKS) BY CHAIN OF TRANSMISSION



IMPORTED CASES





KDCA

Korea Disease Control and Prevention Agency

Updates on COVID-19 in Republic of Korea

3 April 2021

REGIONAL DISTRIBUTION AND EPIDEMIOLOGICAL LINKS OF CONFIRMED CASES

Region	Confirmed cases									Other major clusters	
	Total	Imported cases	Clusters				Other*	Under investigation	New cases		
			Sub-total	Shin-cheonji cluster	Other local clusters	Imported related					
Seoul	32,551	995	12,011	8	11,900	103	10,813	8,732	155	Past large clusters: • Sarang Jeil Church (1173) • Aug 15 Seoul rallies (650) • Nightclubs (277) • Richway (210) • Seoul Gangseo-gu dance lessons (329) • Seoul Gangseo-gu church facilities (258) • Seoul Jongno-gu restaurant / singing class (315) • Yongjin Woori Jeil Church (221) • Guro-gu call center (170) • Coupang fulfillment center (152) • Gwangju door-to-door sales (150) • Seoul Noryangjin teacher appointment exam preparation classes (112) • Newly planted churches group (119) • Gangseo-gu religious facility (258) • Chungbuk hospitals (472) • Gyeongbuk Sangju-si BTJ (808) • Busan/Ulsan janggu lessons (268) • Gyeongnam Jinju-si prayer house (120) • Yongsan-gu construction site (123)	
Busan	3,959	149	2,399	12	2,329	58	834	577	61		
Daegu	8,961	167	6,632	4,512	2,112	8	1,155	1,007	10		
Incheon	5,122	251	2,242	2	2,230	10	1,754	875	21		
Gwangju	2,216	144	1,767	9	1,752	6	148	157	3		
Daejeon	1,334	57	666	2	663	1	379	232	19		
Ulsan	1,169	100	821	16	800	5	158	90	3		
Sejong	301	27	139	1	137	1	56	79	10		
Gyeonggi	29,019	1,642	11,497	29	11,389	79	9,710	6,170	147		
Gangwon	2,377	80	1,244	17	1,226	1	697	356	17		
Chungbuk	2,240	104	1,229	6	1,216	7	547	360	11		
Chungnam	2,666	180	1,361	0	1,360	1	681	444	10		
Jeonbuk	1,508	118	1,037	1	1,035	1	184	169	20		
Jeonnam	916	73	641	1	629	11	108	94	1		
Gyeongbuk	3,558	183	2,457	565	1,888	4	507	411	17		
Gyeongnam	3,027	163	1,901	33	1,835	33	548	415	28		
Jeju	632	37	389	0	388	1	112	94	1		
Points of Entry	3,180	3,180	0	0	0	0	0	0	9		
Total	104,736 (%)	7,650 (7.3)	48,433 (46.2)	5,214 (5.0)	42,889 (40.9)	330 (0.3)	28,391 (27.1)	20,262 (19.3)	543		

* Includes contacts of confirmed cases

※ The interim classification is based on the reporting location, which may change depending on further epidemiological investigation.