



KDCA

Korea Disease Control and Prevention Agency

Updates on COVID-19 in Republic of Korea

4 April 2021

Local transmission cases as of 0:00 today (cumulative since 3 January 2020)

	Total	City							
		Seoul	Busan	Daegu	Incheon	Gwangju	Daejeon	Ulsan	Sejong
New	514	146	60	15	19	4	28	11	3
Cumulative	97,600	31,702	3,870	8,809	4,890	2,076	1,305	1,080	277
	Total	Province							
		Gyeonggi	Gangwon	Chung-buk	Chung-nam	Jeon-buk	Jeon-nam	Gyeong-buk	Gyeong-nam
New	146	6	14	10	23	1	13	13	2
Cumulative	27,523	2,303	2,150	2,496	1,413	844	3,388	2,877	597

Imported cases, as of 0:00 today (cumulative since 3 January 2020)

	Total	Region/Country						Where confirmed		Nationality	
		China	Asia ex-China	Europe	America	Africa	Oceania	Point of Entry	Community	Korean	Other
New	29	0	19	1	4	5	0	10	19	13	16
Total	7,679	42	3,449	1,330	2,449	386	23	3,190	4,489	4,108	3,571
		(0.5%)	(44.9%)	(17.4%)	(31.9%)	(5.0%)	(0.3%)	(41.5%)	(58.5%)	(53.5%)	(46.5%)

* Asia excluding China: Philippines 6, Indonesia 4, Pakistan 3, Uzbekistan 1, Kazakhstan 1, India 2, Bangladesh 1, Qatar 1, Europe: Ukraine 1, America: US 3, Canada 1, Africa: Equatorial Ghana 1, Djibouti 1, Tunisia 1, Uganda 2

Case status, as of 0:00 today (cumulative since 3 January 2020)

	Discharged from isolation	Under isolation	Severe/critical cases	Deceased
As of 0:00 3 April 2021 (Sat)	96,196	6,800	101	1,740
As of 0:00 4 April 2021 (Sun)	96,589	6,946	99	1,744
Difference	(+)393	(+)146	(-)2	(+)4

* Based on case data reported to the KDCA

** Severe/Critical: COVID-19 patients in isolation being treated with high flow oxygen therapy, mechanical ventilator, ECMO (Extracorporeal Membrane Oxygenation), CRRT (Continuous Renal Replacement Therapy)

※ Figures subject to correction based on findings from epidemiological investigations



KDCA

Korea Disease Control and
Prevention Agency

Updates on COVID-19 in Republic of Korea

4 April 2021

Recent major local clusters as of 12:00 today

Location	Cluster	New cases	Total cases
Seoul Seocho-gu	Church	3	17
Incheon Jung-gu	Logistics center	6	30
Incheon Michuhol-gu	Preschool	2	15
Gyeonggi Pocheon-si	Window manufacturing	12	13
Gyeonggi Goyang-si	Wondang buddha's hall	20	21
Gyeonggi Namyangju-si	Driver restaurant	11	12
Gyeonggi Yangpyeong-gun	Bath business	1	20
Gyeonggi Suwon-si Yeongtong-gu	Health facility / church	2	13
	A Church gathering	41	71
Daejeon Jung-gu	Restaurant / friend gathering	2	14
Chungbuk Cheongju-si / Eumseong-gun	Night pub	5	23
Busan	Night pub	33	233
Busan Seo-gu	Shipping union	3	25
Busan Yeonje-gu	Elderly welfare center	1	53
Ulsan Dong-gu	University hospital	5	10
Gangwon Gangneung-si	Fitness center	3	14

* The specific figures may differ from the daily reported statistics or figures disclosed by local municipalities due to factors such as report timing and differences in the time period considered



KDCA

Korea Disease Control and Prevention Agency

Updates on COVID-19 in Republic of Korea

4 April 2021

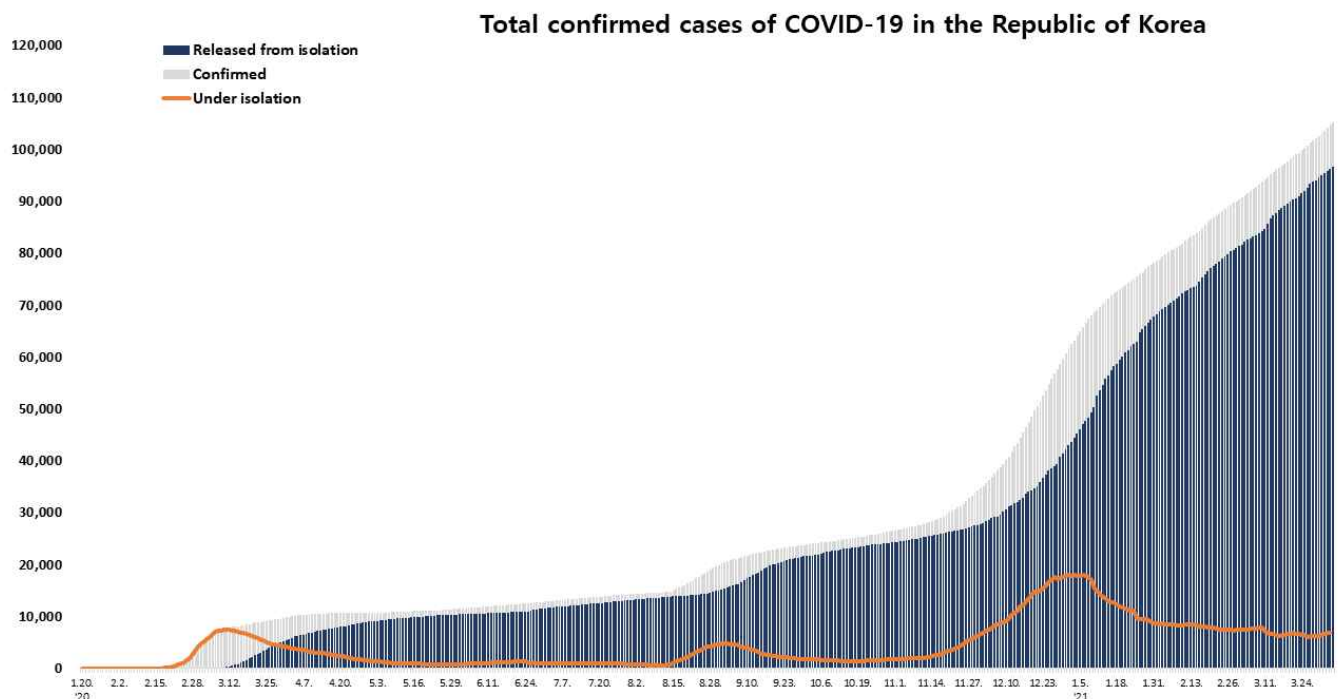
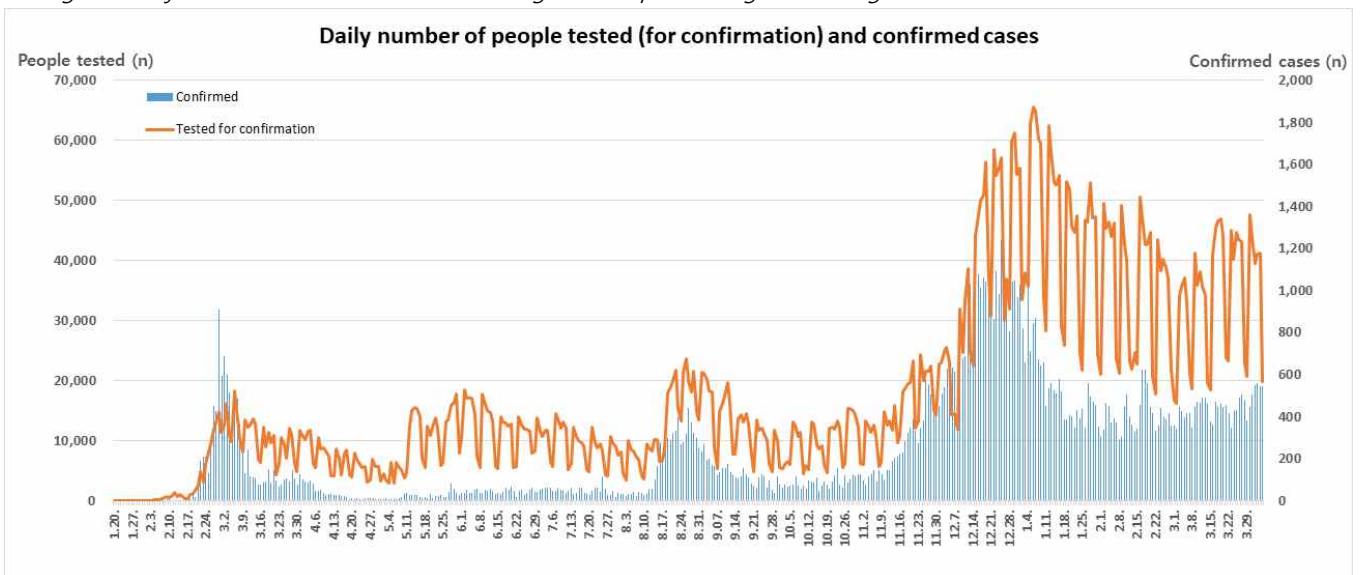
Overall case and test status as of 0:00 today (cumulative since 3 January 2020)

Period (since 3 Jan)	Total	Tested positive (PCR)				Testing in progress	Tested negative (PCR)
		Confirmed	Discharged from isolation	Under isolation	Deceased		
As of 0:00 3 April 2021(Sat)	7,829,601	104,736	96,196	6,800	1,740	75,288	7,649,577
As of 0:00 4 April 2021(Sun)	7,849,476	105,279	96,589	6,946	1,744	79,799	7,664,398
Difference	+19,875	+543	+393	+146	+4	+4,511	+14,821

* Based on case data reported to the KDCA

** Testing in progress includes number of completed tests with negative results that are being recorded with delays

※ Figures subject to correction based on findings from epidemiological investigations





KDCA

Korea Disease Control and
Prevention Agency

Updates on COVID-19 in Republic of Korea

4 April 2021

Regional distribution of cases as of 0:00 today (cumulative since 3 January 2020)

Region	New cases		Total cases	(%)	Incidence rate* (per 100,000)
	Local	Imported			
Seoul	146	3	32,700	(31.06)	335.95
Busan	60	1	4,020	(3.82)	117.83
Daegu	15	0	8,976	(8.53)	368.40
Incheon	19	3	5,144	(4.89)	174.01
Gwangju	4	0	2,220	(2.11)	152.40
Daejeon	28	1	1,363	(1.29)	92.46
Ulsan	11	0	1,180	(1.12)	102.87
Sejong	3	0	304	(0.29)	88.80
Gyeonggi	146	4	29,169	(27.71)	220.14
Gangwon	6	0	2,383	(2.26)	154.69
Chungbuk	14	0	2,254	(2.14)	140.93
Chungnam	10	2	2,678	(2.54)	126.17
Jeonbuk	23	1	1,532	(1.46)	84.30
Jeonnam	1	0	917	(0.87)	49.18
Gyeongbuk	13	3	3,574	(3.39)	134.23
Gyeongnam	13	1	3,041	(2.89)	90.47
Jeju	2	0	634	(0.60)	94.52
Border Screening	0	10	3,190	(3.03)	-
Total	514	29	105,279	(100)	203.06

* Total (cumulative) number of cases reported since January 2020 of region / Population of region (based on resident registration data of the Ministry of the Interior as of January 2020)

* Incidence rate based on the number of confirmed cases with the address of the reporting institution



KDCA

Korea Disease Control and
Prevention Agency

Updates on COVID-19 in Republic of Korea

4 April 2021

Confirmed cases by gender and age group

		New cases (%)	Total cases (%)	Incidence rate* (per 100,000)
Total		543 (100)	105,279 (100)	203.06
Sex	Male	246 (45.30)	52,278 (49.66)	202.14
	Female	297 (54.70)	53,001 (50.34)	203.97
Age	80 or above	9 (1.66)	4,815 (4.57)	253.52
	70-79	28 (5.16)	7,767 (7.38)	215.33
	60-69	102 (18.78)	16,336 (15.52)	257.49
	50-59	95 (17.50)	19,389 (18.42)	223.71
	40-49	80 (14.73)	15,350 (14.58)	182.97
	30-39	87 (16.02)	14,163 (13.45)	201.03
	20-29	81 (14.92)	15,805 (15.01)	232.21
	10-19	40 (7.37)	7,177 (6.82)	145.27
	0-9	21 (3.87)	4,477 (4.25)	107.91

* Total (cumulative) number of cases reported since January 2020 by sex and age / Population by sex and age (based on resident registration data of the Ministry of the Interior as of January 2020)

※ Figures subject to correction based on findings from epidemiological investigations

Deaths by gender and age group

		New deaths (%)	Total deaths (%)	Case fatality rate (%)
Total		4 (100)	1,744 (100)	1.66
Sex	Male	2 (50.00)	870 (49.89)	1.66
	Female	2 (50.00)	874 (50.11)	1.65
Age	80 or above	0 (0.00)	968 (55.50)	20.10
	70-79	3 (75.00)	491 (28.15)	6.32
	60-69	0 (0.00)	201 (11.53)	1.23
	50-59	1 (25.00)	60 (3.44)	0.31
	40-49	0 (0.00)	14 (0.80)	0.09
	30-39	0 (0.00)	7 (0.40)	0.05
	20-29	0 (0.00)	3 (0.17)	0.02
	10-19	0 (0.00)	0 (0.00)	0.00
	0-9	0 (0.00)	0 (0.00)	0.00

* Case fatality rate (CFR) (%) = Number of deaths / Number of confirmed cases x 100

※ Figures subject to correction based on findings from epidemiological investigations



KDCA

Korea Disease Control and
Prevention Agency

Updates on COVID-19 in Republic of Korea

4 April 2021

AGE DISTRIBUTION OF SEVERE/CRITICAL CASES

	3.22.	3.23.	3.24.	3.25.	3.26.	3.27.	3.28.	3.29.	3.30.	3.31.	4.1.	4.2.	4.3.	4.4.
Total	103	101	111	111	111	103	104	100	102	108	107	101	101	99

	Severe/Critical	(%)
Total	99	(100.0)
80 and above	25	(25.3)
70-79	31	(31.3)
60-69	34	(34.3)
50-59	6	(6.1)
40-49	2	(2.0)
30-39	1	(1.0)
20-29	0	(0.0)
10-19	0	(0.0)
0-9	0	(0.0)

* Severe/Critical: COVID-19 patients in isolation being treated with high flow oxygen therapy, mechanical ventilator, ECMO (Extracorporeal Membrane Oxygenation), CRRT (Continuous Renal Replacement Therapy)

* ICU treatment is decided based on the need for intensive care based on factors such as clinical condition and presence of any underlying medical condition and may differ from severe and critical case classification criteria. The number of severe/critical cases may not match the number of patients in ICU.

※ Figures subject to correction based on findings from epidemiological investigations



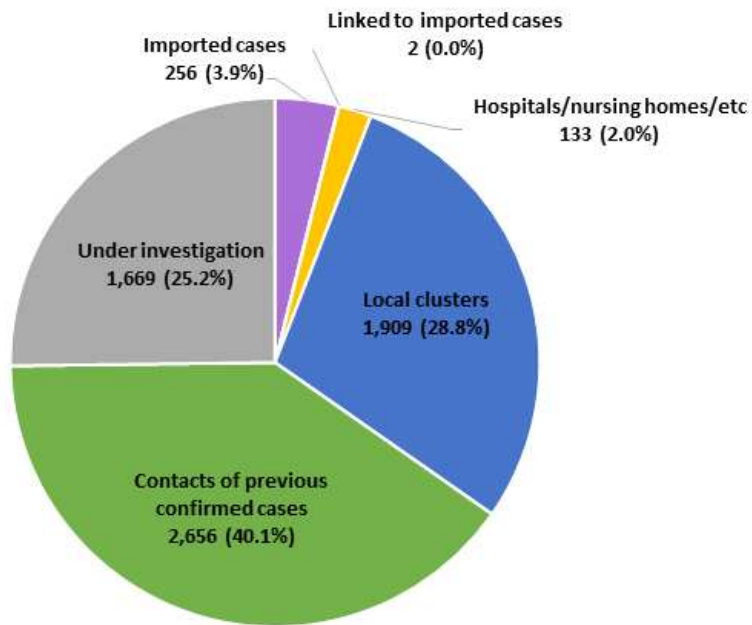
KDCA

Korea Disease Control and Prevention Agency

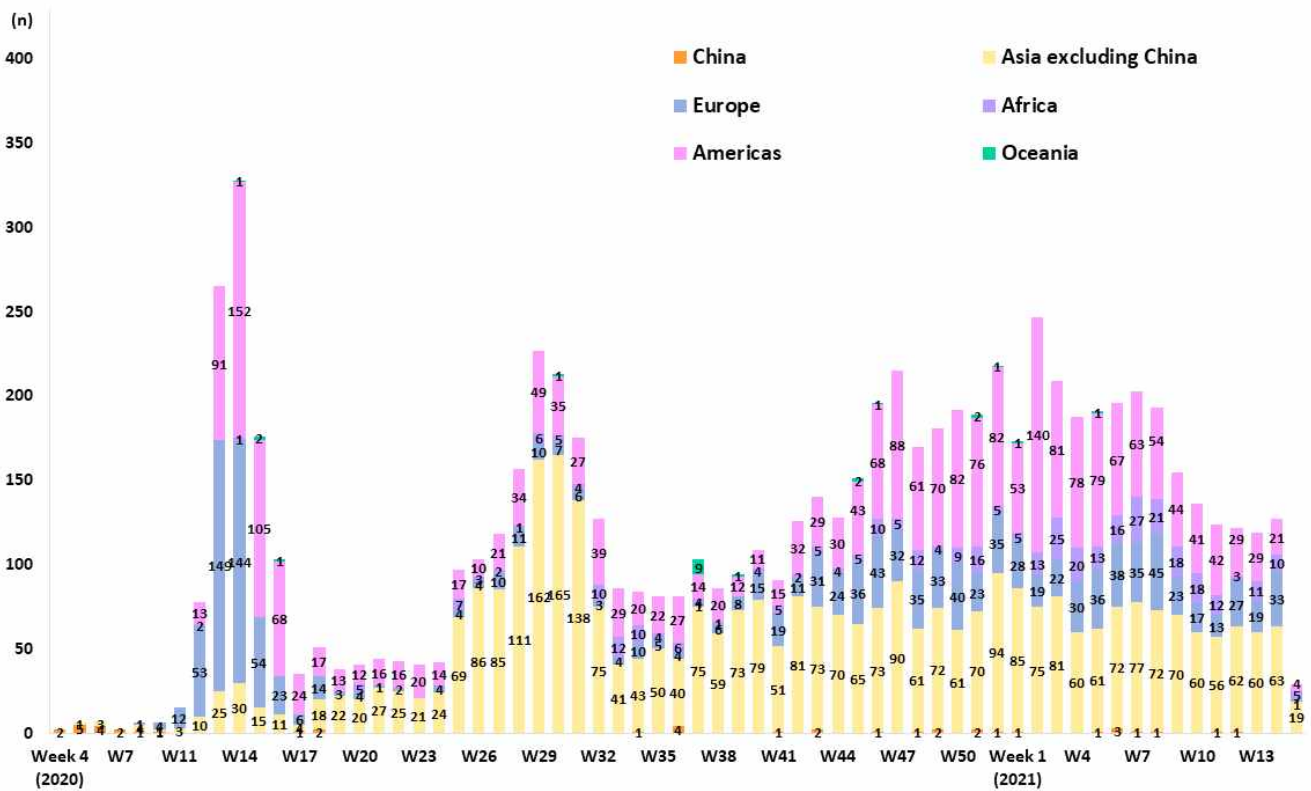
Updates on COVID-19 in Republic of Korea

4 April 2021

NEW CASES (LAST 2 WEEKS) BY CHAIN OF TRANSMISSION



IMPORTED CASES





KDCA

Korea Disease Control and Prevention Agency

Updates on COVID-19 in Republic of Korea

4 April 2021

REGIONAL DISTRIBUTION AND EPIDEMIOLOGICAL LINKS OF CONFIRMED CASES

Region	Confirmed cases									Other major clusters
	Total	Imported cases	Clusters				Other*	Under investigation	New cases	
			Sub-total	Shin-cheonji cluster	Other local clusters	Imported related				
Seoul	32,700	998	12,084	8	11,923	103	10,906	8,762	149	Past large clusters: • Sarang Jeil Church (1173) • Aug 15 Seoul rallies (650) • Seoul Gangseo-gu dance lessons (329) • Nightclubs (277) • Yongjin Woori Jeil Church (221) • Richway (210) • Guro-gu call center (170) • Coupang fulfillment center (152) • Gwangju door-to-door sales (150) • Seoul Noryangjin teacher appointment exam preparation classes (112) • Newly planted churches group (119) • Gangseo-gu religious facility (258) • Chungbuk hospitals (472) • Gyeongbuk Sangju-si BTJ (808) • Busan/Ulsan janggu lessons (268) • Gyeongnam Jinju-si prayer house (120) • Yongsan-gu construction site (123)
Busan	4,020	150	2,433	12	2,363	58	842	595	61	
Daegu	8,976	167	6,638	4,512	2,118	8	1,161	1,010	15	
Incheon	5,144	254	2,243	2	2,231	10	1,772	875	22	
Gwangju	2,220	144	1,767	9	1,752	6	150	159	4	
Daejeon	1,363	58	677	2	674	1	393	235	29	
Ulsan	1,180	100	821	16	800	5	166	93	11	
Sejong	304	27	139	1	137	1	56	82	3	
Gyeonggi	29,169	1,646	11,539	29	11,431	79	9,818	6,166	150	
Gangwon	2,383	80	1,244	17	1,226	1	702	357	6	
Chungbuk	2,254	104	1,229	6	1,216	7	551	370	14	
Chungnam	2,678	182	1,361	0	1,360	1	685	450	12	
Jeonbuk	1,532	119	1,040	1	1,038	1	194	179	24	
Jeonnam	917	73	641	1	629	11	109	94	1	
Gyeongbuk	3,574	186	2,461	565	1,892	4	514	413	16	
Gyeongnam	3,041	164	1,911	33	1,845	33	550	416	14	
Jeju	634	37	389	0	388	1	112	96	2	
Points of Entry	3,190	3,190	0	0	0	0	0	0	10	
Total	105,279 (%)	7,679 (7.3)	48,567 (46.1)	5,214 (5.0)	43,023 (40.9)	330 (0.3)	28,681 (27.2)	20,352 (19.3)	543	

* Includes contacts of confirmed cases

※ The interim classification is based on the reporting location, which may change depending on further epidemiological investigation.