



KDCA

Korea Disease Control and
Prevention Agency

Updates on COVID-19 in Republic of Korea

5 April 2021

Local transmission cases as of 0:00 today (cumulative since 3 January 2020)

	Total	City							
		Seoul	Busan	Daegu	Incheon	Gwangju	Daejeon	Ulsan	Sejong
New	449	149	46	22	19	0	13	1	4
Cumulative	98,049	31,851	3,916	8,831	4,909	2,076	1,318	1,081	281
	Total	Province							
		Gyeonggi	Gangwon	Chung-buk	Chung-nam	Jeon-buk	Jeon-nam	Gyeong-buk	Gyeong-nam
New	108	14	7	14	16	3	20	11	2
Cumulative	27,631	2,317	2,157	2,510	1,429	847	3,408	2,888	599

Imported cases, as of 0:00 today (cumulative since 3 January 2020)

	Total	Region/Country						Where confirmed		Nationality	
		China	Asia ex-China	Europe	America	Africa	Oceania	Point of Entry	Community	Korean	Other
New	24	0	10	3	9	2	0	10	14	12	12
Total	7,703	42 (0.6%)	3,459 (44.9%)	1,333 (17.3%)	2,458 (31.9%)	388 (5.0%)	23 (0.3%)	3,200 (41.5%)	4,503 (58.5%)	4,120 (53.5%)	3,583 (46.5%)

* Asia excluding China: Philippines 5, India 2, Nepal 1, Myanmar 1, UAE 1,
Europe: Turkey 1, Malta 1, Germany 1,
America: US 7, Mexico 1, Canada 1,
Africa: Tunisia 1, Mozambique 1

Case status, as of 0:00 today (cumulative since 3 January 2020)

	Discharged from isolation	Under isolation	Severe/critical cases	Deceased
As of 0:00 4 April 2021 (Sun)	96,589	6,946	99	1,744
As of 0:00 5 April 2021 (Mon)	96,900	7,104	97	1,748
Difference	(+)311	(+)158	(-) 2	(+)4

* Based on case data reported to the KDCA

** Severe/Critical: COVID-19 patients in isolation being treated with high flow oxygen therapy, mechanical ventilator, ECMO (Extracorporeal Membrane Oxygenation), CRRT (Continuous Renal Replacement Therapy)

※ Figures subject to correction based on findings from epidemiological investigations



KDCA

Korea Disease Control and
Prevention Agency

Updates on COVID-19 in Republic of Korea

5 April 2021

Recent major local clusters as of 12:00 today

Location	Cluster	New cases	Total cases
Seoul Jungnang-gu	Indoor gym facility	4	12
Seoul Jung-gu	Workplace 6	15	16
Seoul Gwanak-gu	Health experience room	14	15
Incheon Seo-gu	Company and family	4	19
Gyeonggi Goyang-si	Wondang Temple	4	25
Gyeonggi Seongnam-si	Middle school / gym	10	11
-	Church "A" and assembly	63	134
Chungbuk Cheongju-si / Eumseong-gun	Night pub	3	26
Busan	Night pub	40	273
Gangwon Gangneung-si	Fitness center	2	16

* The specific figures may differ from the daily reported statistics or figures disclosed by local municipalities due to factors such as report timing and differences in the time period considered

Weekly risk assessment indicators

		3.7.~3.13.	3.14.~3.20.	3.21.~3.27.	3.28.~4.3.
Daily average confirmed cases (n)	Local	428.2	414.7	421.6	477.3
	Imported	17.7	17.4	17.0	18.1
	Total	445.9	432.1	438.6	495.4
Cases with chain of transmission under investigation (%)(n)		21.8(679/3,121)	25.8(779/3,025)	23.9(734/3,070)	28.3(982/3,468)
Percentage under management ¹⁾		41.4	40.0	41.1	38.7
Reproduction number (Rt)		1.07	1.03	0.99	1.07
New clusters		49	58	44(▲ ²⁾)	30 ³⁾
Average critical/severe patients (n)		125	101	106	103
Number of deaths (n)		35	26	28	19
Number of ICU available		604	611	620	622

¹⁾ Of the new cases, percent confirmed while under quarantine

²⁾ Reclassified as belonging to a cluster due to epidemiological link found

³⁾ Figure not final due to ongoing investigation

※ All figures subject to change upon new findings from investigation



KDCA

Korea Disease Control and
Prevention Agency

Updates on COVID-19 in Republic of Korea

5 April 2021

COVID-19 vaccination status as of 0:00 today (cumulative since 26 February 2021)

	New	Total
1 st dose	629	962,730
2 nd dose	66	27,364

※ Figures based on recorded data and subject to correction

Adverse events following COVID-19 vaccination reported as of 0:00 today (cumulative since 26 February 2021)

		Vaccinated (cumulative)	Total	%	General ¹⁾	Anaphylaxis suspected ²⁾	Severe suspected ³⁾	Deaths
Total	New	990,094	7	1.11%	6	0	1	0
	Total		10,997		10,839	109	17	32
AstraZeneca	New	856,006	3	1.23%	2	0	1	0
	Total		10,533		10,389	96	17	31
Pfizer	New	134,088	4	0.35%	4	0	0	0
	Total		464		450	13	0	1

¹⁾ Mild cases such as headache, fever, nausea, vomiting, etc.²⁾ Anaphylactoid reaction and anaphylactic shock suspected cases reported by healthcare institution; Anaphylactoid reaction refers to occurrence of symptoms such as shortness of breath, rashes, etc. within 2 hours of vaccination and differs from anaphylaxis³⁾ Includes convulsion and other nervous system response and ICU admitted cases

※ Cases reported as suspected cases of AEFI; causal association not yet determined; investigation for assessment of causal association to take place for deaths or anaphylaxis cases



KDCA

Korea Disease Control and Prevention Agency

Updates on COVID-19 in Republic of Korea

5 April 2021

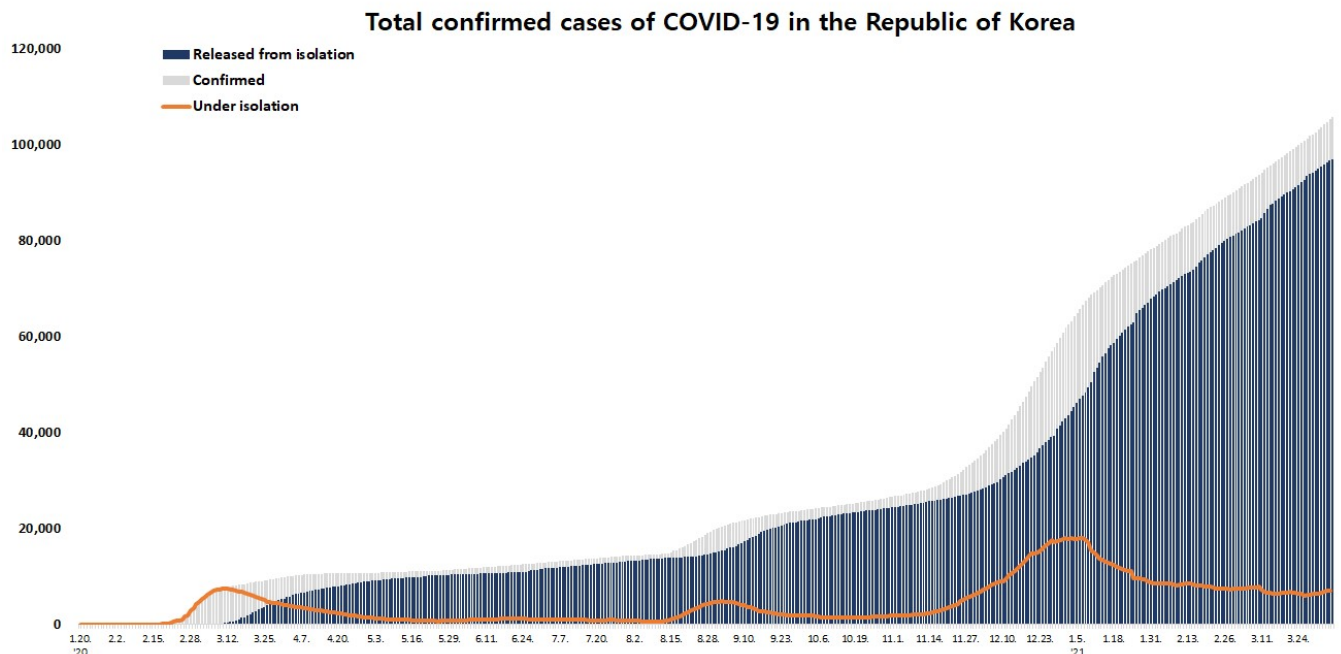
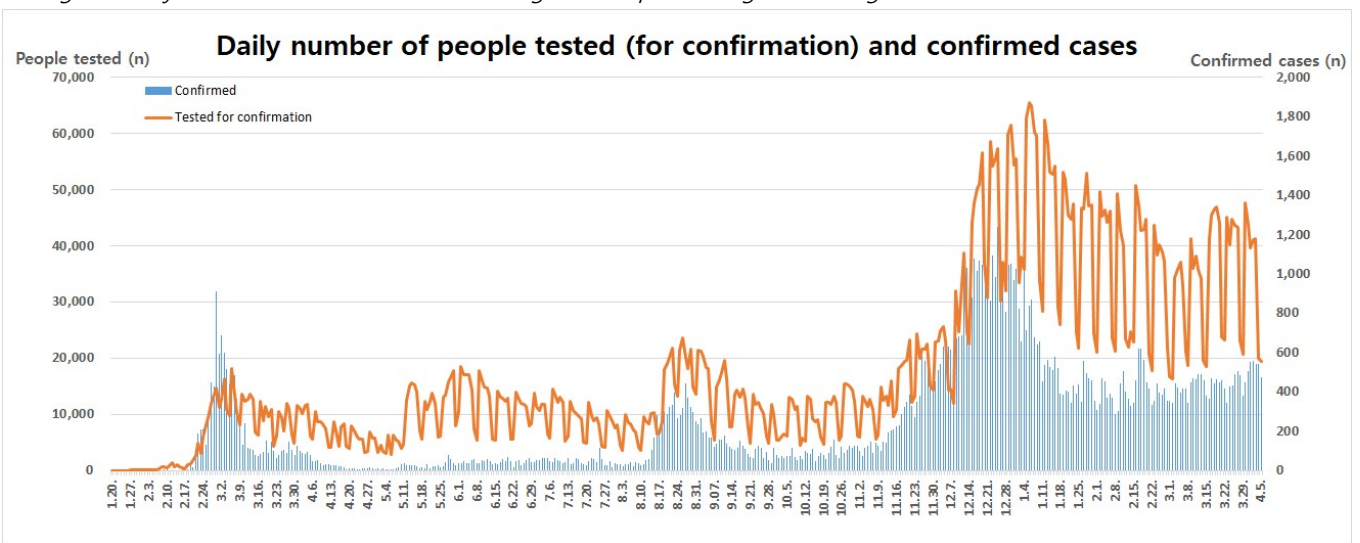
Overall case and test status as of 0:00 today (cumulative since 3 January 2020)

Period (since 3 Jan)	Total	Tested positive (PCR)				Testing in progress	Tested negative (PCR)
		Confirmed	Discharged from isolation	Under isolation	Deceased		
As of 0:00 4 April 2021 (Sun)	7,849,476	105,279	96,589	6,946	1,744	79,799	7,664,398
As of 0:00 5 April 2021 (Mon)	7,868,820	105,752	96,900	7,104	1,748	80,497	7,682,571
Difference	+19,344	+473	+311	+158	+4	+698	+18,173

* Based on case data reported to the KDCA

** Testing in progress includes number of completed tests with negative results that are being recorded with delays

※ Figures subject to correction based on findings from epidemiological investigations





KDCA

Korea Disease Control and
Prevention Agency

Updates on COVID-19 in Republic of Korea

5 April 2021

Regional distribution of cases as of 0:00 today (cumulative since 3 January 2020)

Region	New cases		Total cases	(%)	Incidence rate* (per 100,000)
	Local	Imported			
Seoul	149	3	32,852	(31.07)	337.51
Busan	46	2	4,068	(3.85)	119.23
Daegu	22	0	8,998	(8.51)	369.30
Incheon	19	3	5,166	(4.89)	174.76
Gwangju	0	0	2,220	(2.10)	152.40
Daejeon	13	0	1,376	(1.30)	93.34
Ulsan	1	0	1,181	(1.12)	102.96
Sejong	4	0	308	(0.29)	89.97
Gyeonggi	108	3	29,280	(27.69)	220.97
Gangwon	14	0	2,397	(2.27)	155.59
Chungbuk	7	0	2,261	(2.14)	141.37
Chungnam	14	0	2,692	(2.55)	126.83
Jeonbuk	16	0	1,548	(1.46)	85.18
Jeonnam	3	2	922	(0.87)	49.44
Gyeongbuk	20	0	3,594	(3.40)	134.99
Gyeongnam	11	1	3,053	(2.89)	90.83
Jeju	2	0	636	(0.60)	94.82
Border Screening	0	10	3,200	(3.03)	-
Total	449	24	105,752	(100)	203.97

* Total (cumulative) number of cases reported since January 2020 of region / Population of region (based on resident registration data of the Ministry of the Interior as of January 2020)

* Incidence rate based on the number of confirmed cases with the address of the reporting institution



KDCA

Korea Disease Control and
Prevention Agency

Updates on COVID-19 in Republic of Korea

5 April 2021

Confirmed cases by gender and age group

		New cases (%)	Total cases (%)	Incidence rate* (per 100,000)
Total		473 (100)	105,752 (100)	203.97
Sex	Male	227 (47.99)	52,505 (49.65)	203.01
	Female	246 (52.01)	53,247 (50.35)	204.92
Age	80 or above	16 (3.38)	4,831 (4.57)	254.37
	70-79	37 (7.82)	7,804 (7.38)	216.35
	60-69	93 (19.66)	16,429 (15.54)	258.96
	50-59	84 (17.76)	19,473 (18.41)	224.68
	40-49	73 (15.43)	15,423 (14.58)	183.84
	30-39	50 (10.57)	14,213 (13.44)	201.74
	20-29	61 (12.90)	15,866 (15.00)	233.10
	10-19	42 (8.88)	7,219 (6.83)	146.12
0-9	17 (3.59)	4,494 (4.25)	108.32	

* Total (cumulative) number of cases reported since January 2020 by sex and age / Population by sex and age (based on resident registration data of the Ministry of the Interior as of January 2020)

※ Figures subject to correction based on findings from epidemiological investigations

Deaths by gender and age group

		New deaths (%)	Total deaths (%)	Case fatality rate (%)
Total		4 (100)	1,748 (100)	1.65
Sex	Male	0 (0.00)	870 (49.77)	1.66
	Female	4 (100.00)	878 (50.23)	1.65
Age	80 or above	3 (75.00)	971 (55.55)	20.10
	70-79	1 (25.00)	492 (28.15)	6.30
	60-69	0 (0.00)	201 (11.50)	1.22
	50-59	0 (0.00)	60 (3.43)	0.31
	40-49	0 (0.00)	14 (0.80)	0.09
	30-39	0 (0.00)	7 (0.40)	0.05
	20-29	0 (0.00)	3 (0.17)	0.02
	10-19	0 (0.00)	0 (0.00)	0.00
0-9	0 (0.00)	0 (0.00)	0.00	

* Case fatality rate (CFR) (%) = Number of deaths / Number of confirmed cases x 100

※ Figures subject to correction based on findings from epidemiological investigations



KDCA

Korea Disease Control and
Prevention Agency

Updates on COVID-19 in Republic of Korea

5 April 2021

AGE DISTRIBUTION OF SEVERE/CRITICAL CASES

	3.23.	3.24.	3.25.	3.26	3.27	3.28	3.29	3.30	3.31	4.1.	4.2.	4.3.	4.4.	4.5.
Total	101	111	111	111	103	104	100	102	108	107	101	101	99	97

	Severe/Critical	(%)
Total	97	(100.0)
80 and above	24	(24.7)
70-79	30	(30.9)
60-69	36	(37.1)
50-59	5	(5.2)
40-49	1	(1.0)
30-39	1	(1.0)
20-29	0	(0.0)
10-19	0	(0.0)
0-9	0	(0.0)

* Severe/Critical: COVID-19 patients in isolation being treated with high flow oxygen therapy, mechanical ventilator, ECMO (Extracorporeal Membrane Oxygenation), CRRT (Continuous Renal Replacement Therapy)

* ICU treatment is decided based on the need for intensive care based on factors such as clinical condition and presence of any underlying medical condition and may differ from severe and critical case classification criteria. The number of severe/critical cases may not match the number of patients in ICU.

※ Figures subject to correction based on findings from epidemiological investigations



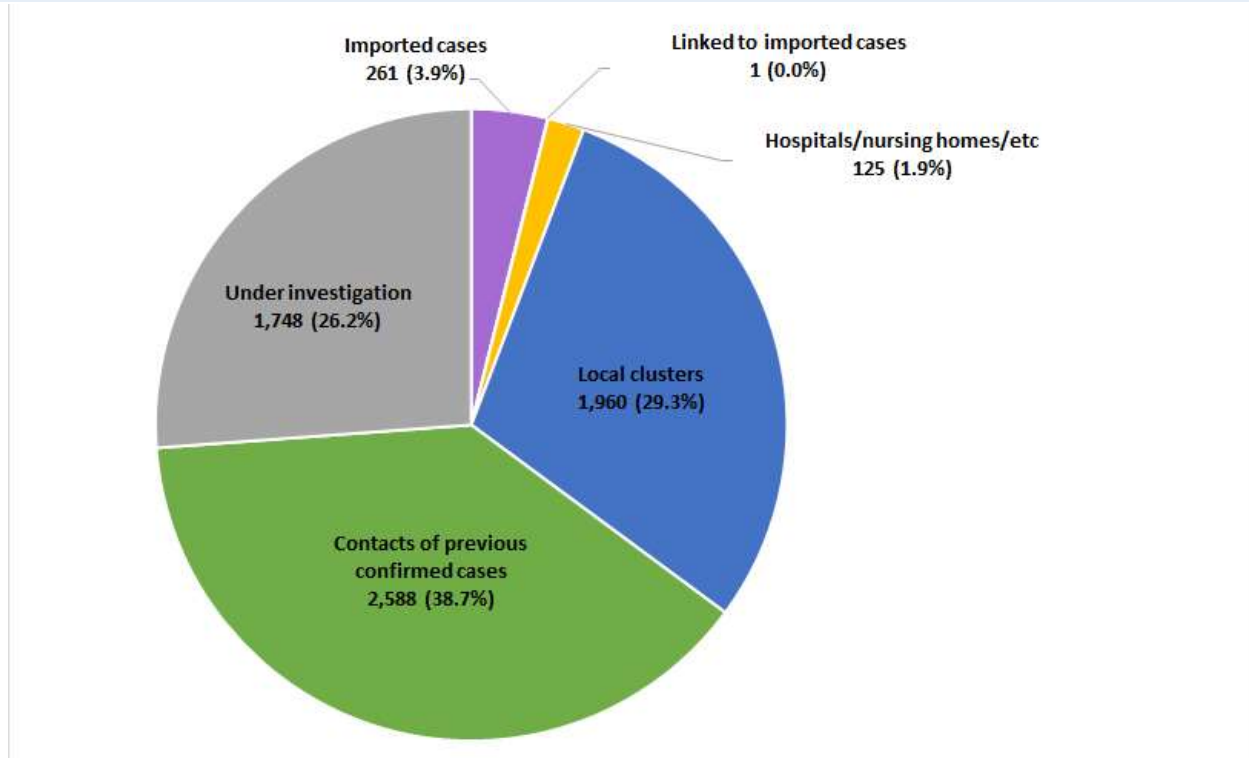
KDCA

Korea Disease Control and Prevention Agency

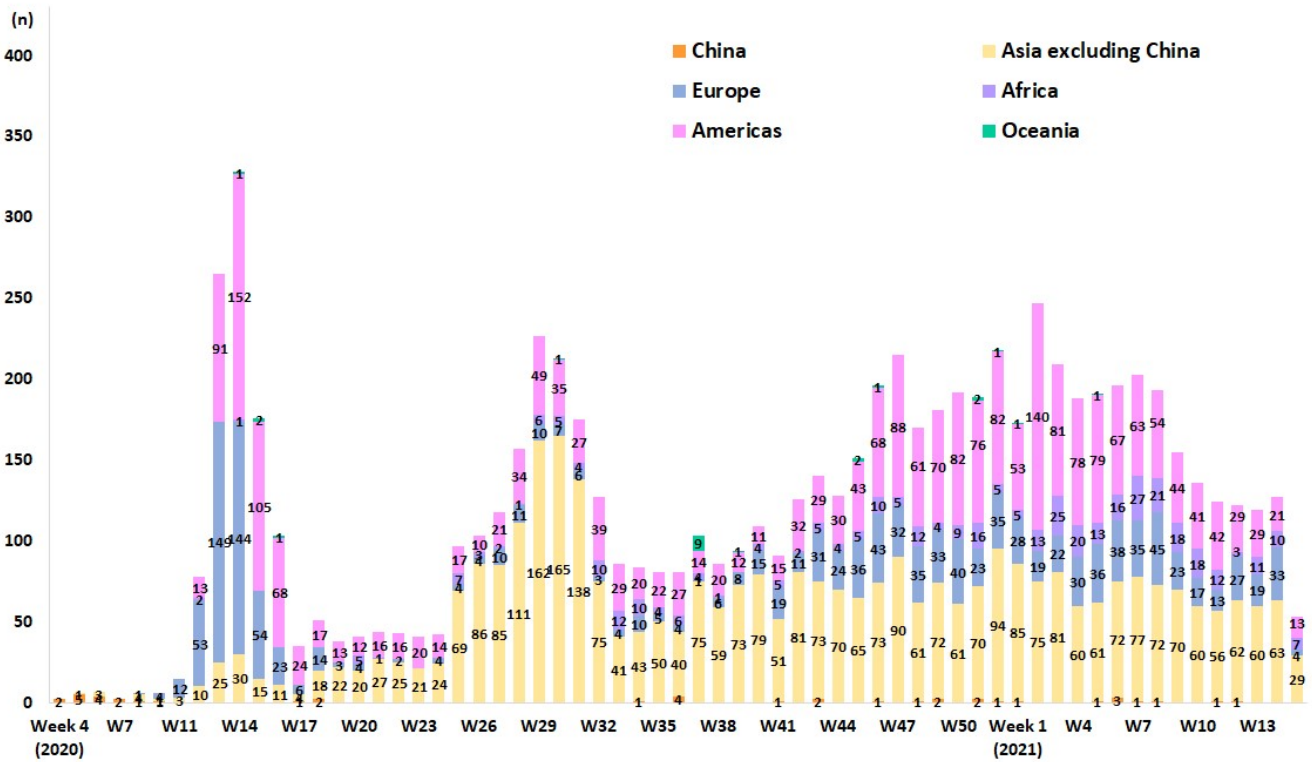
Updates on COVID-19 in Republic of Korea

5 April 2021

NEW CASES (LAST 2 WEEKS) BY CHAIN OF TRANSMISSION



IMPORTED CASES





KDCA

Korea Disease Control and Prevention Agency

Updates on COVID-19 in Republic of Korea

5 April 2021

REGIONAL DISTRIBUTION AND EPIDEMIOLOGICAL LINKS OF CONFIRMED CASES

Region	Confirmed cases									Other major clusters
	Total	Imported cases	Clusters				Other*	Under investigation	New cases	
			Sub-total	Shin-cheonji cluster	Other local clusters	Imported related				
Seoul	32,852	1,001	12,097	8	11,986	103	10,921	8,833	152	Past large clusters: • Sarang Jeil Church (1173) • Aug 15 Seoul rallies (650) • Nightclubs (277) • Richway (210) • Seoul Gangseo-gu dance lessons (329) • Seoul Gangseo-gu religious facility (258) • Seoul Jongno-gu restaurant / singing class (315) • Guro-gu convalescent hospital/nursing home (235) • Songpa-gu correctional facility (1232) • Seoul Yongsan-gu University hospital (282) • Seoul Jongno-gu restaurant/singing class (315) • Gyeonggi Yongin-si Woori Jeil Church (221) • Gyeonggi Yongin-si Suji-gu church (226) • Namyangju-si plastic factory (200) • IM mission group education facility (420) • Chungbuk hospitals (472) • Chungnam Asan-si heater factory (214) • BTJ center (808) • Busan/Ulsan janggu lessons (268) • Ulsan Nam-gu convalescent hospital (246)
Busan	4,068	152	2,467	12	2,397	58	844	605	48	
Daegu	8,998	167	6,650	4,512	2,130	8	1,173	1,008	22	
Incheon	5,166	257	2,252	2	2,240	10	1,778	879	22	
Gwangju	2,220	144	1,767	9	1,752	6	150	159	0	
Daejeon	1,376	58	677	2	674	1	397	244	13	
Ulsan	1,181	100	823	16	802	5	166	92	1	
Sejong	308	27	139	1	137	1	57	85	4	
Gyeonggi	29,280	1,649	11,593	29	11,485	79	9,831	6,207	111	
Gangwon	2,397	80	1,245	17	1,227	1	709	363	14	
Chungbuk	2,261	104	1,229	6	1,216	7	556	372	7	
Chungnam	2,692	182	1,362	0	1,361	1	697	451	14	
Jeonbuk	1,548	119	1,042	1	1,040	1	207	180	16	
Jeonnam	922	75	641	1	629	11	109	97	5	
Gyeongbuk	3,594	186	2,480	565	1,911	4	518	410	20	
Gyeongnam	3,053	165	1,920	33	1,854	33	549	419	12	
Jeju	636	37	390	0	389	1	113	96	2	
Points of Entry	3,200	3,200	0	0	0	0	0	0	10	
Total	105,752 (%)	7,703 (7.3)	48,774 (46.1)	5,214 (4.9)	43,230 (40.9)	330 (0.3)	28,775 (27.2)	20,500 (19.4)	473	

* Includes contacts of confirmed cases

※ The interim classification is based on the reporting location, which may change depending on further epidemiological investigation.