



KDCA

Korea Disease Control and Prevention Agency

Updates on COVID-19 in Republic of Korea

6 April 2021

Local transmission cases as of 0:00 today (cumulative since 3 January 2020)

	Total	City							
		Seoul	Busan	Daegu	Incheon	Gwangju	Daejeon	Ulsan	Sejong
New	460	145	34	17	27	6	22	4	0
Cumulative	98,509	31,996	3,950	8,848	4,936	2,082	1,340	1,085	281

	Total	Province							
		Gyeonggi	Gangwon	Chung-buk	Chung-nam	Jeon-buk	Jeon-nam	Gyeong-buk	Gyeong-nam
New	100	15	10	4	29	15	25	7	0
Cumulative	27,731	2,332	2,167	2,514	1,458	862	3,433	2,895	599

Imported cases, as of 0:00 today (cumulative since 3 January 2020)

	Total	Region/Country						Where confirmed		Nationality	
		China	Asia ex-China	Europe	America	Africa	Oceania	Point of Entry	Community	Korean	Other
New	18	1	6	4	6	1	0	5	13	3	15
Total	7,721	43 (0.6%)	3,465 (44.9%)	1,337 (17.3%)	2,464 (31.9%)	389 (5.0%)	23 (0.3%)	3,205 (41.5%)	4,516 (58.5%)	4,123 (53.4%)	3,598 (46.6%)

* China 1,
 Asia excluding China: Philippines 1, UAE 2, Russia 1, Pakistan 2
 Europe: Ukraine 1, Kosovo 2, Armenia 1
 America: US 6
 Africa: Ethiopia 1

Case status, as of 0:00 today (cumulative since 3 January 2020)

	Discharged from isolation	Under isolation	Severe/critical cases	Deceased
As of 0:00 5 April 2021 (Mon)	96,900	7,104	97	1,748
As of 0:00 6 April 2021 (Tues)	97,363	7,115	112	1,752
Difference	(+)463	(+)11	(+)15	(+)4

* Based on case data reported to the KDCA

** Severe/Critical: COVID-19 patients in isolation being treated with high flow oxygen therapy, mechanical ventilator, ECMO (Extracorporeal Membrane Oxygenation), CRRT (Continuous Renal Replacement Therapy)

※ Figures subject to correction based on findings from epidemiological investigations



KDCA

Korea Disease Control and
Prevention Agency

Updates on COVID-19 in Republic of Korea

6 April 2021

Recent major local clusters as of 12:00 today

Location	Cluster	New cases	Total cases
Seoul Dongdaemun-gu	Restaurant	14	15
Incheon Yeonsu-gu	Preschool / public venue	37	56
Gyeonggi Goyang-si	Wondang Temple	30	164
Daejeon Dong-gu	Hagwon	11	12
Chungbuk Cheongju-si Heungdeok-gu	Workplace	5	8
Chungbuk Cheongju-si / Eumseong-gun	Night pub	5	31
Gwangju Seo-gu	Holdem pub	4	5
Jeonbuk Jeonju-si	Workplace	11	12
Jeonbuk Jeonju-si	Social gathering	8	9
Jeonbuk Iksan-si	Grocery store	7	8
Jeonbuk Gunsan-si	Pub	12	13
Jeonnam Suncheon-si	Medical device sales / hospital	17	18
Gyeongbuk Gyeongsan-si	Spa	3	41
Gyeongbuk Gyeongsan-si	Elderly welfare facility	9	41
Busan	Night pub	17	290
Gangwon Pyeongchang-gun	Funeral home	18	19

* The specific figures may differ from the daily reported statistics or figures disclosed by local municipalities due to factors such as report timing and differences in the time period considered

Weekly risk assessment indicators

		3.7.~3.13.	3.14.~3.20.	3.21.~3.27.	3.28.~4.3.
Daily average confirmed cases (n)	Local	428.2	414.7	421.6	477.3
	Imported	17.7	17.4	17.0	18.1
	Total	445.9	432.1	438.6	495.4
Cases with chain of transmission under investigation (%) ⁽ⁿ⁾		21.8(679/3,121)	25.8(779/3,025)	23.9(734/3,070)	28.3(982/3,468)
Percentage under management ¹⁾		41.4	40.0	41.1	38.7
Reproduction number (Rt)		1.07	1.03	0.99	1.07
New clusters		49	58	44(▲2 ²⁾)	30 ³⁾
Average critical/severe patients (n)		125	101	106	103
Number of deaths (n)		35	26	28	19
Number of ICU available		604	611	620	622

¹⁾ Of the new cases, percent confirmed while under quarantine

²⁾ Reclassified as belonging to a cluster due to epidemiological link found

³⁾ Figure not final due to ongoing investigation

※ All figures subject to change upon new findings from investigation



KDCA

Korea Disease Control and
Prevention Agency

Updates on COVID-19 in Republic of Korea

6 April 2021

COVID-19 vaccination status as of 0:00 today (cumulative since 26 February 2021)

	New	Total
1 st dose	35,970	999,870
2 nd dose	316	27,691

※ Figures based on recorded data and subject to correction

Adverse events following COVID-19 vaccination reported as of 0:00 today (cumulative since 26 February 2021)

		Vaccinated (cumulative)	Total	%	General ¹⁾	Anaphylaxis suspected ²⁾	Severe suspected ³⁾	Deaths
Total	New	1,027,561	144	1.08%	137	0	3	4
	Total		11,141		10,976	109	20	36
AstraZeneca	New	870,724	97	1.22%	92	0	3	2
	Total		10,630		10,481	96	20	33
Pfizer	New	156,837	47	0.33%	45	0	0	2
	Total		511		495	13	0	3

¹⁾ Mild cases such as headache, fever, nausea, vomiting, etc.²⁾ Anaphylactoid reaction and anaphylactic shock suspected cases reported by healthcare institution; Anaphylactoid reaction refers to occurrence of symptoms such as shortness of breath, rashes, etc. within 2 hours of vaccination and differs from anaphylaxis³⁾ Includes convulsion and other nervous system response and ICU admitted cases

※ Cases reported as suspected cases of AEFI; causal association not yet determined; investigation for assessment of causal association to take place for deaths or anaphylaxis cases



KDCA

Korea Disease Control and Prevention Agency

Updates on COVID-19 in Republic of Korea

6 April 2021

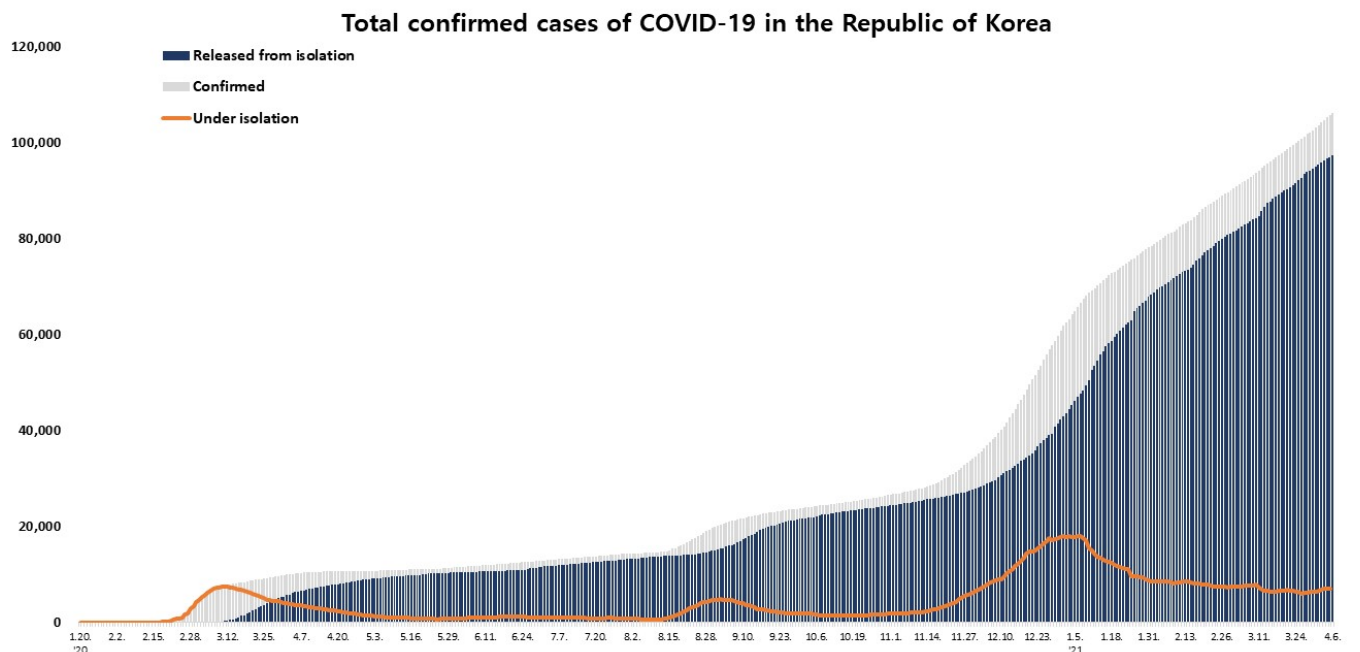
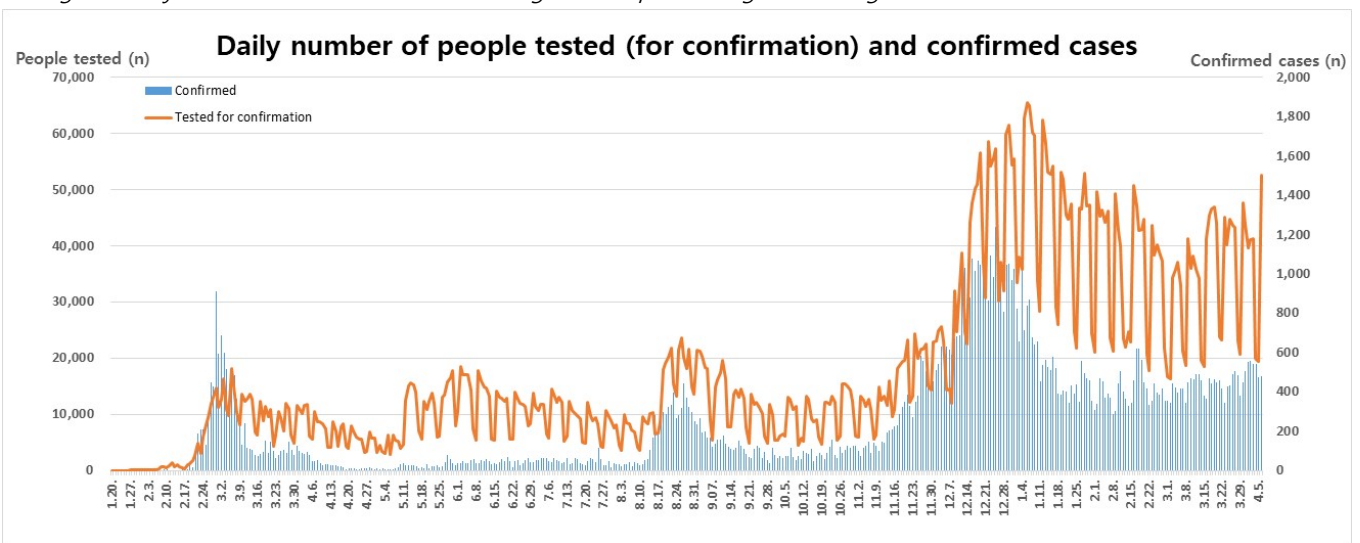
Overall case and test status as of 0:00 today (cumulative since 3 January 2020)

Period (since 3 Jan)	Total	Tested positive (PCR)				Testing in progress	Tested negative (PCR)
		Confirmed	Discharged from isolation	Under isolation	Deceased		
As of 0:00 5 April 2021 (Mon)	7,868,820	105,752	96,900	7,104	1,748	80,497	7,682,571
As of 0:00 6 April 2021 (Tues)	7,921,290	106,230	97,363	7,115	1,752	79,155	7,735,905
Difference	+52,470	+478	+463	+11	+4	-1,342	+53,334

* Based on case data reported to the KDCA

** Testing in progress includes number of completed tests with negative results that are being recorded with delays

※ Figures subject to correction based on findings from epidemiological investigations





KDCA

Korea Disease Control and
Prevention Agency

Updates on COVID-19 in Republic of Korea

6 April 2021

Regional distribution of cases as of 0:00 today (cumulative since 3 January 2020)

Region	New cases		Total cases	(%)	Incidence rate* (per 100,000)
	Local	Imported			
Seoul	145	2	32,999	(31.06)	339.02
Busan	34	0	4,102	(3.86)	120.23
Daegu	17	0	9,015	(8.49)	370.00
Incheon	27	0	5,193	(4.89)	175.67
Gwangju	6	0	2,226	(2.10)	152.81
Daejeon	22	0	1,398	(1.32)	94.83
Ulsan	4	0	1,185	(1.12)	103.31
Sejong	0	0	308	(0.29)	89.97
Gyeonggi	100	7	29,387	(27.66)	221.78
Gangwon	15	0	2,412	(2.27)	156.57
Chungbuk	10	2	2,273	(2.14)	142.12
Chungnam	4	2	2,698	(2.54)	127.12
Jeonbuk	29	0	1,577	(1.48)	86.78
Jeonnam	15	0	937	(0.88)	50.25
Gyeongbuk	25	0	3,619	(3.41)	135.92
Gyeongnam	7	0	3,060	(2.88)	91.04
Jeju	0	0	636	(0.60)	94.82
Border Screening	0	5	3,205	(3.02)	-
Total	460	18	106,230	(100)	204.89

* Total (cumulative) number of cases reported since January 2020 of region / Population of region (based on resident registration data of the Ministry of the Interior as of January 2020)

* Incidence rate based on the number of confirmed cases with the address of the reporting institution



KDCA

Korea Disease Control and
Prevention Agency

Updates on COVID-19 in Republic of Korea

6 April 2021

Confirmed cases by gender and age group

		New cases (%)	Total cases (%)	Incidence rate* (per 100,000)
Total		478 (100)	106,230 (100)	204.89
Sex	Male	232 (48.54)	52,737 (49.64)	203.91
	Female	246 (51.46)	53,493 (50.36)	205.86
Age	80 or above	10 (2.09)	4,841 (4.56)	254.89
	70-79	35 (7.32)	7,839 (7.38)	217.32
	60-69	67 (14.02)	16,496 (15.53)	260.01
	50-59	108 (22.59)	19,581 (18.43)	225.93
	40-49	82 (17.15)	15,505 (14.60)	184.82
	30-39	52 (10.88)	14,265 (13.43)	202.48
	20-29	57 (11.92)	15,923 (14.99)	233.94
	10-19	38 (7.95)	7,257 (6.83)	146.89
0-9	29 (6.07)	4,523 (4.26)	109.02	

* Total (cumulative) number of cases reported since January 2020 by sex and age / Population by sex and age (based on resident registration data of the Ministry of the Interior as of January 2020)

※ Figures subject to correction based on findings from epidemiological investigations

Deaths by gender and age group

		New deaths (%)	Total deaths (%)	Case fatality rate (%)
Total		4 (100)	1,752 (100)	1.65
Sex	Male	1 (25.00)	871 (49.71)	1.65
	Female	3 (75.00)	881 (50.29)	1.65
Age	80 or above	1 (25.00)	972 (55.48)	20.08
	70-79	1 (25.00)	493 (28.14)	6.29
	60-69	1 (25.00)	202 (11.53)	1.22
	50-59	1 (25.00)	61 (3.48)	0.31
	40-49	0 (0.00)	14 (0.80)	0.09
	30-39	0 (0.00)	7 (0.40)	0.05
	20-29	0 (0.00)	3 (0.17)	0.02
	10-19	0 (0.00)	0 (0.00)	0.00
0-9	0 (0.00)	0 (0.00)	0.00	

* Case fatality rate (CFR) (%) = Number of deaths / Number of confirmed cases x 100

※ Figures subject to correction based on findings from epidemiological investigations



KDCA

Korea Disease Control and
Prevention Agency

Updates on COVID-19 in Republic of Korea

6 April 2021

AGE DISTRIBUTION OF SEVERE/CRITICAL CASES

	3.24.	3.25.	3.26	3.27	3.28	3.29	3.30	3.31	4.1.	4.2.	4.3.	4.4.	4.5.	4.6.
Total	111	111	111	103	104	100	102	108	107	101	101	99	97	112

	Severe/Critical	(%)
Total	112	(100.0)
80 and above	30	(26.8)
70-79	35	(31.3)
60-69	36	(32.1)
50-59	8	(7.1)
40-49	2	(1.8)
30-39	1	(0.9)
20-29	0	(0.0)
10-19	0	(0.0)
0-9	0	(0.0)

* Severe/Critical: COVID-19 patients in isolation being treated with high flow oxygen therapy, mechanical ventilator, ECMO (Extracorporeal Membrane Oxygenation), CRRT (Continuous Renal Replacement Therapy)

* ICU treatment is decided based on the need for intensive care based on factors such as clinical condition and presence of any underlying medical condition and may differ from severe and critical case classification criteria. The number of severe/critical cases may not match the number of patients in ICU.

※ Figures subject to correction based on findings from epidemiological investigations



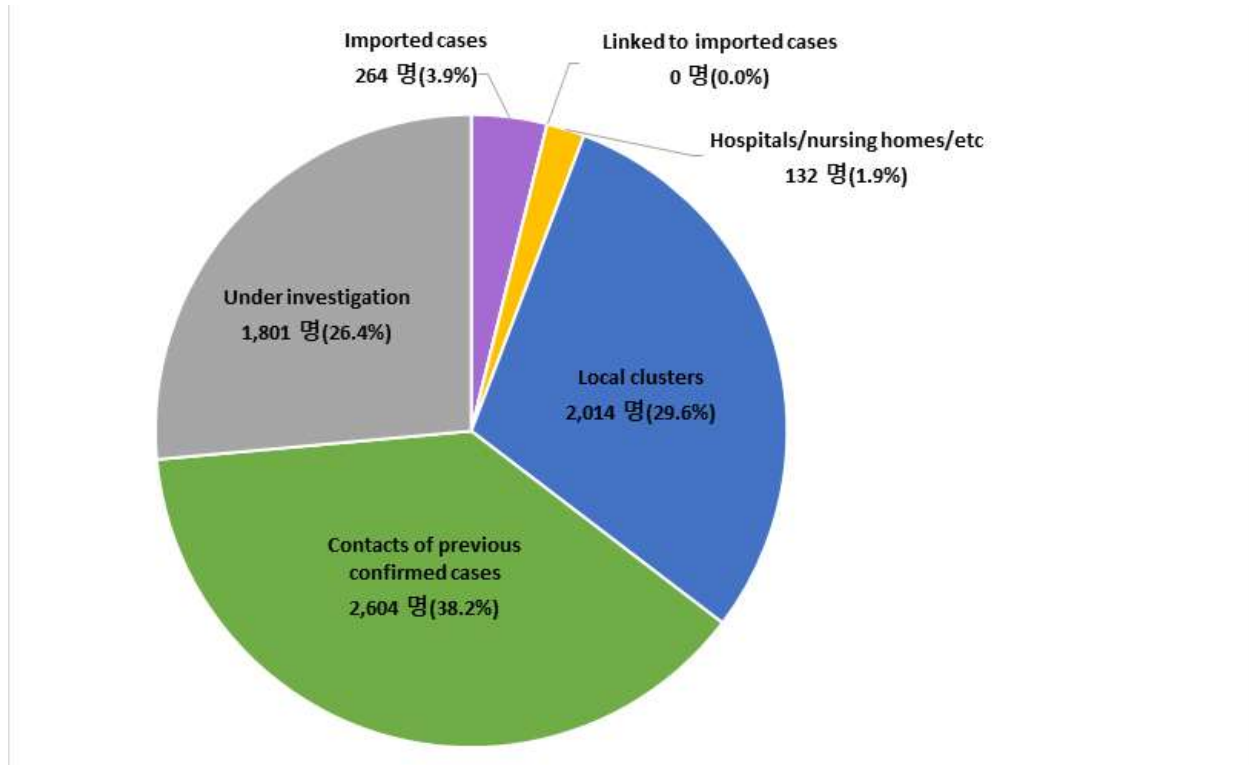
KDCA

Korea Disease Control and Prevention Agency

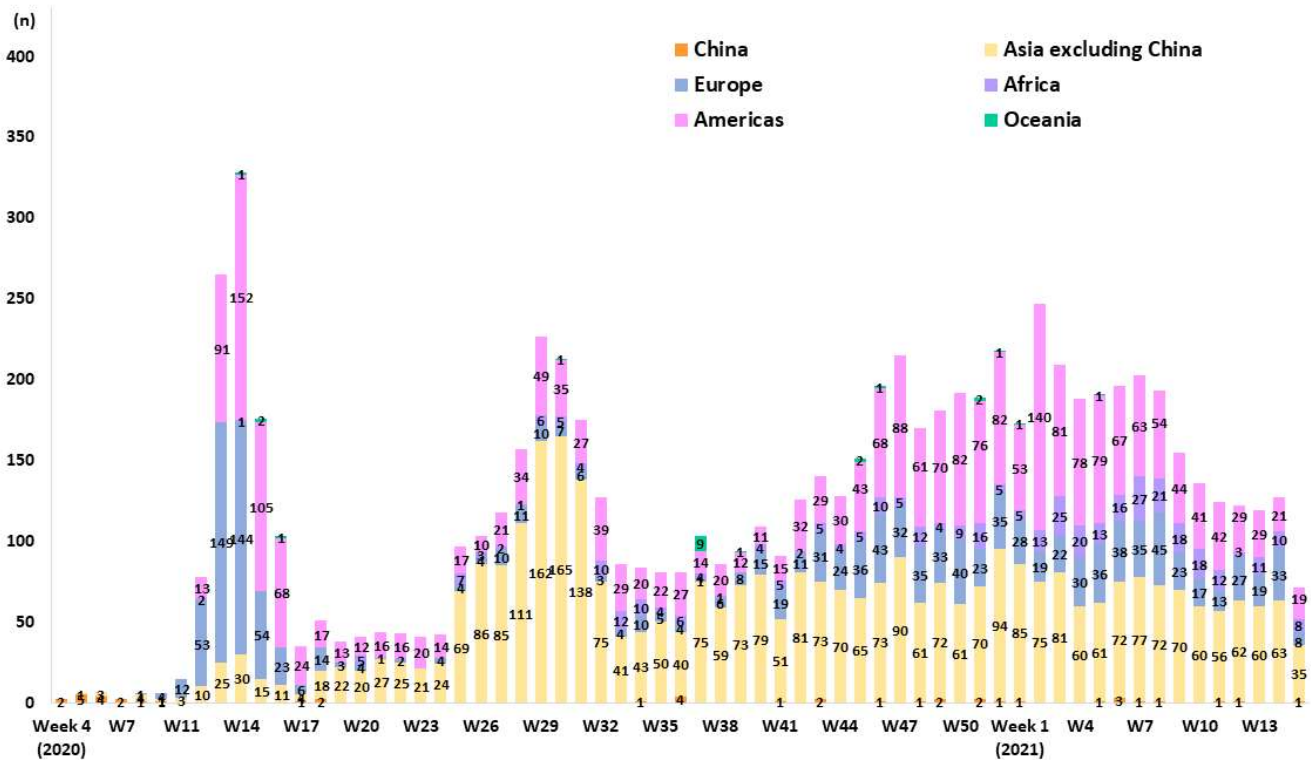
Updates on COVID-19 in Republic of Korea

6 April 2021

NEW CASES (LAST 2 WEEKS) BY CHAIN OF TRANSMISSION



IMPORTED CASES





KDCA

Korea Disease Control and Prevention Agency

Updates on COVID-19 in Republic of Korea

6 April 2021

REGIONAL DISTRIBUTION AND EPIDEMIOLOGICAL LINKS OF CONFIRMED CASES

Region	Confirmed cases									Other major clusters
	Total	Imported cases	Clusters				Other*	Under investigation	New cases	
			Sub-total	Shin-cheonji cluster	Other local clusters	Imported related				
Seoul	32,999	1,003	12,153	8	12,042	103	10,962	8,881	147	Past large clusters: • Sarang Jeil Church (1173) • Aug 15 Seoul rallies (650) • Nightclubs (277) • Richway (210) • Seoul Gangseo-gu dance lessons (329) • Seoul Gangseo-gu religious facility (258) • Seoul Jongno-gu restaurant / singing class (315) • Guro-gu convalescent hospital/nursing home (235) • Songpa-gu correctional facility (1232) • Seoul Yongsan-gu University hospital (282) • Seoul Jongno-gu restaurant/singing class (315) • Gyeonggi Yongin-si Woori Jeil Church (221) • Gyeonggi Yongin-si Suji-gu church (226) • Namyangju-si plastic factory (200) • IM mission group education facility (420) • Chungbuk hospitals (472) • Chungnam Asan-si heater factory (214) • BTJ center (808) • Busan/Ulsan janggu lessons (268) • Ulsan Nam-gu convalescent hospital (246)
Busan	4,102	152	2,471	12	2,401	58	859	620	34	
Daegu	9,015	167	6,655	4,512	2,135	8	1,180	1,013	17	
Incheon	5,193	257	2,272	2	2,260	10	1,783	881	27	
Gwangju	2,226	144	1,767	9	1,752	6	156	159	6	
Daejeon	1,398	58	683	2	680	1	404	253	22	
Ulsan	1,185	100	823	16	802	5	166	96	4	
Sejong	308	27	139	1	137	1	57	85	0	
Gyeonggi	29,387	1,656	11,695	29	11,587	79	9,820	6,216	107	
Gangwon	2,412	80	1,256	17	1,238	1	710	366	15	
Chungbuk	2,273	106	1,229	6	1,216	7	563	375	12	
Chungnam	2,698	184	1,362	0	1,361	1	701	451	6	
Jeonbuk	1,577	119	1,055	1	1,053	1	219	184	29	
Jeonnam	937	75	652	1	640	11	113	97	15	
Gyeongbuk	3,619	186	2,488	565	1,919	4	529	416	25	
Gyeongnam	3,060	165	1,921	33	1,855	33	550	424	7	
Jeju	636	37	390	0	389	1	113	96	0	
Points of Entry	3,205	3,205	0	0	0	0	0	0	5	
Total	106,230 (%)	7,721 (7.3)	49,011 (46.1)	5,214 (4.9)	43,467 (40.9)	330 (0.3)	28,885 (27.2)	20,613 (19.4)	478	

* Includes contacts of confirmed cases

※ The interim classification is based on the reporting location, which may change depending on further epidemiological investigation.