



KDCA

Korea Disease Control and Prevention Agency

Updates on COVID-19 in Republic of Korea

9 April 2021

Local transmission cases as of 0:00 today (cumulative since 3 January 2020)

	Total	City							
		Seoul	Busan	Daegu	Incheon	Gwangju	Daejeon	Ulsan	Sejong
New	644	214	50	17	39	5	26	9	7
Cumulative	100,480	32,645	4,089	8,891	5,042	2,089	1,452	1,133	289

	Total	Province							
		Gyeonggi	Gangwon	Chung-buk	Chung-nam	Jeon-buk	Jeon-nam	Gyeong-buk	Gyeong-nam
New	5	197	3	7	17	22	9	7	15
Cumulative	294	28,324	2,357	2,197	2,560	1,514	879	3,460	2,945

Imported cases, as of 0:00 today (cumulative since 3 January 2020)

	Total	Region/Country						Where confirmed		Nationality	
		China	Asia ex-China	Europe	America	Africa	Oceania	Point of Entry	Community	Korean	Other
New	27	0	19	2	4	1	1	7	20	12	15
Total	7,789	44 (0.6%)	3,505 (45.0%)	1,355 (17.4%)	2,471 (31.7%)	390 (5.0%)	24 (0.3%)	3,223 (41.4%)	4,566 (58.6%)	4,160 (53.4%)	3,629 (46.6%)

* Asia excluding China: Philippines 3, India 4, Myanmar 1, Pakistan 3, Indonesia 1, UAE 1, Bangladesh 2, Uzbekistan 3, Kazakhstan 1,
 Europe: Turkey 1, Germany 1,
 America: US 2, Canada 2,
 Africa: Egypt 1, Oceania: Papua New Guinea 1

Case status, as of 0:00 today (cumulative since 3 January 2020)

	Discharged from isolation	Under isolation	Severe/critical cases	Deceased
As of 0:00 8 April 2021 (Thurs)	98,360	7,480	112	1,758
As of 0:00 9 April 2021 (fri)	98,786	7,719	113	1,764
Difference	(+)426	(+)239	(+)1	(+)6

* Based on case data reported to the KDCA

** Severe/Critical: COVID-19 patients in isolation being treated with high flow oxygen therapy, mechanical ventilator, ECMO (Extracorporeal Membrane Oxygenation), CRRT (Continuous Renal Replacement Therapy)

※ Figures subject to correction based on findings from epidemiological investigations



KDCA

Korea Disease Control and
Prevention Agency

Updates on COVID-19 in Republic of Korea

9 April 2021

Recent major local clusters as of 12:00 today

Location	Cluster	New cases	Total cases
Seoul Seocho-gu	Indoor gym facility	12	63
Seoul Geumcheon-gu/ Yeongdeungpo-gu	Hagwon	11	12
Seoul Gwanak-gu	College club gathering	16	17
Seoul Jungnang-gu	Public institution	3	15
Incheon Seo-gu	Company	15	16
Incheon Michuhol-gu	Family and friends 2	9	10
Gyeonggi Ansan-si	Workplace and pub	12	13
Gyeonggi Hwaseong-si	Gym facility	17	18
-	Church "A" and assembly	2	210
Daejeon Dong-gu / Jung-gu	Hagwon	2	74
Chungnam Dangjin-si	Church	11	28
Jeonbuk Jeonju-si	Elementary school after school lesson	10	27
Busan	Night pub	22	340
Ulsan Jung-gu	Call center	4	38

* The specific figures may differ from the daily reported statistics or figures disclosed by local municipalities due to factors such as report timing and differences in the time period considered

Weekly risk assessment indicators

	3.7.~3.13.	3.14.~3.20.	3.21.~3.27.	3.28.~4.3.	
Daily average confirmed cases (n)	Local	428.2	414.7	421.6	477.3
	Imported	17.7	17.4	17.0	18.1
	Total	445.9	432.1	438.6	495.4
Cases with chain of transmission under investigation (%) ⁽ⁿ⁾	21.8(679/3,121)	25.8(779/3,025)	23.9(734/3,070)	28.3(982/3,468)	
Percentage under management ¹⁾	41.4	40.0	41.1	38.7	
Reproduction number (Rt)	1.07	1.03	0.99	1.07	
New clusters	49	58	44(▲2 ²⁾)	30 ³⁾	
Average critical/severe patients (n)	125	101	106	103	
Number of deaths (n)	35	26	28	19	
Number of ICU available	604	611	620	622	

¹⁾ Of the new cases, percent confirmed while under quarantine

²⁾ Reclassified as belonging to a cluster due to epidemiological link found

³⁾ Figure not final due to ongoing investigation

※ All figures subject to change upon new findings from investigation



KDCA

Korea Disease Control and
Prevention Agency

Updates on COVID-19 in Republic of Korea

9 April 2021

COVID-19 vaccination status as of 0:00 today (cumulative since 26 February 2021)

	New	Total
1 st dose	36,599	1,113,666
2 nd dose	9,490	52,136

※ Figures based on recorded data and subject to correction

Adverse events following COVID-19 vaccination reported as of 0:00 today (cumulative since 26 February 2021)

		Vaccinated (cumulative)	Total	%	General ¹⁾	Anaphylaxis suspected ²⁾	Severe suspected ³⁾	Deaths
Total	New	1,165,802	159	0.98%	153	0	4	2
	Total		11,468		11,290	111	25	42
AstraZeneca	New	911,228	90	1.19%	85	0	4	1
	Total		10,819		10,659	98	25	37
Pfizer	New	254,574	69	0.25%	68	0	0	1
	Total		649		631	13	0	5

¹⁾ Mild cases such as headache, fever, nausea, vomiting, etc.²⁾ Anaphylactoid reaction and anaphylactic shock suspected cases reported by healthcare institution; Anaphylactoid reaction refers to occurrence of symptoms such as shortness of breath, rashes, etc. within 2 hours of vaccination and differs from anaphylaxis³⁾ Includes convulsion and other nervous system response and ICU admitted cases

※ Cases reported as suspected cases of AEFI; causal association not yet determined; investigation for assessment of causal association to take place for deaths or anaphylaxis cases



KDCA

Korea Disease Control and Prevention Agency

Updates on COVID-19 in Republic of Korea

9 April 2021

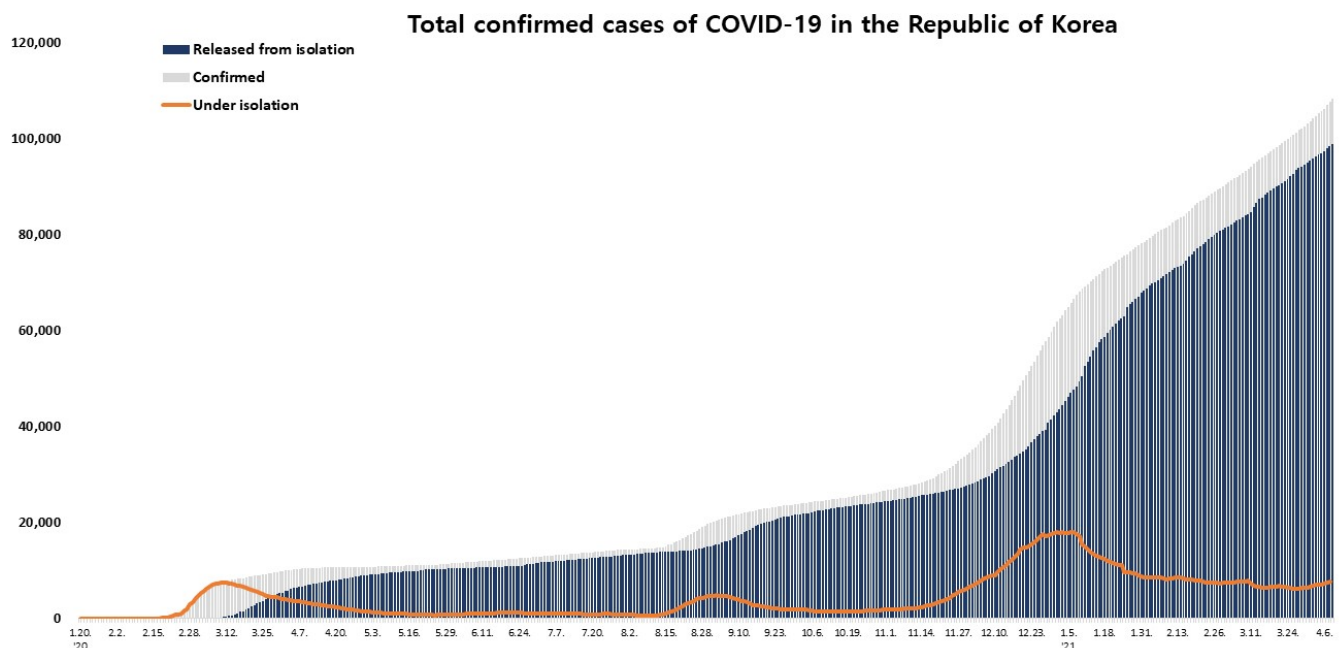
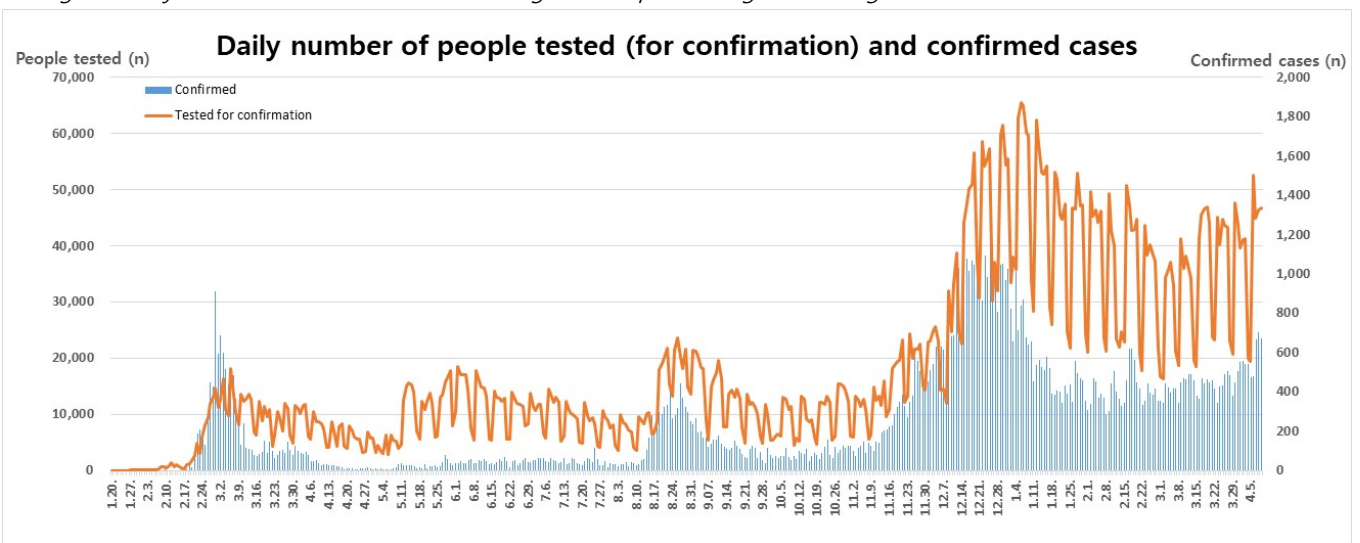
Overall case and test status as of 0:00 today (cumulative since 3 January 2020)

Period (since 3 Jan)	Total	Tested positive (PCR)				Testing in progress	Tested negative (PCR)
		Confirmed	Discharged from isolation	Under isolation	Deceased		
As of 0:00 8 April 2021 (Thurs)	8,012,421	107,598	98,360	7,480	1,758	77,994	7,826,829
As of 0:00 9 April 2021 (fri)	8,059,113	108,269	98,786	7,719	1,764	81,912	7,868,932
Difference	+46,692	+671	+426	+239	+6	+3,918	+42,103

* Based on case data reported to the KDCA

** Testing in progress includes number of completed tests with negative results that are being recorded with delays

※ Figures subject to correction based on findings from epidemiological investigations





KDCA

Korea Disease Control and
Prevention Agency

Updates on COVID-19 in Republic of Korea

9 April 2021

Regional distribution of cases as of 0:00 today (cumulative since 3 January 2020)

Region	New cases		Total cases	(%)	Incidence rate* (per 100,000)
	Local	Imported			
Seoul	214	1	33,656	(31.09)	345.77
Busan	50	3	4,245	(3.92)	124.42
Daegu	17	1	9,059	(8.37)	371.81
Incheon	39	6	5,311	(4.91)	179.66
Gwangju	5	0	2,233	(2.06)	153.29
Daejeon	26	0	1,510	(1.39)	102.43
Ulsan	9	0	1,233	(1.14)	107.49
Sejong	5	0	321	(0.30)	93.77
Gyeonggi	197	6	29,995	(27.70)	226.37
Gangwon	3	0	2,438	(2.25)	158.26
Chungbuk	7	0	2,305	(2.13)	144.12
Chungnam	17	1	2,748	(2.54)	129.47
Jeonbuk	22	0	1,633	(1.51)	89.86
Jeonnam	9	2	956	(0.88)	51.27
Gyeongbuk	7	0	3,646	(3.37)	136.94
Gyeongnam	15	0	3,111	(2.87)	92.55
Jeju	2	0	646	(0.60)	96.31
Border Screening	0	7	3,223	(2.98)	-
Total	644	27	108,269	(100)	208.82

* Total (cumulative) number of cases reported since January 2020 of region / Population of region (based on resident registration data of the Ministry of the Interior as of January 2020)

* Incidence rate based on the number of confirmed cases with the address of the reporting institution



KDCA

Korea Disease Control and Prevention Agency

Updates on COVID-19 in Republic of Korea

9 April 2021

Confirmed cases by gender and age group

		New cases (%)	Total cases (%)	Incidence rate* (per 100,000)
Total		671 (100)	108,269 (100)	208.82
Sex	Male	332 (49.48)	53,746 (49.64)	207.81
	Female	339 (50.52)	54,523 (50.36)	209.83
Age	80 or above	12 (1.79)	4,876 (4.50)	256.74
	70-79	37 (5.51)	7,959 (7.35)	220.65
	60-69	99 (14.75)	16,780 (15.50)	264.49
	50-59	132 (19.67)	19,968 (18.44)	230.39
	40-49	125 (18.63)	15,854 (14.64)	188.98
	30-39	84 (12.52)	14,553 (13.44)	206.57
	20-29	95 (14.16)	16,202 (14.96)	238.04
	0-9	37 (5.51)	4,623 (4.27)	111.43

* Total (cumulative) number of cases reported since January 2020 by sex and age / Population by sex and age (based on resident registration data of the Ministry of the Interior as of January 2020)

※ Figures subject to correction based on findings from epidemiological investigations

Deaths by gender and age group

		New deaths (%)	Total deaths (%)	Case fatality rate (%)
Total		6 (100)	1,764 (100)	1.63
Sex	Male	3 (50.00)	877 (49.72)	1.63
	Female	3 (50.00)	887 (50.28)	1.63
Age	80 or above	1 (16.67)	975 (55.27)	20.00
	70-79	4 (66.67)	499 (28.29)	6.27
	60-69	1 (16.67)	205 (11.62)	1.22
	50-59	0 (0.00)	61 (3.46)	0.31
	40-49	0 (0.00)	14 (0.79)	0.09
	30-39	0 (0.00)	7 (0.40)	0.05
	20-29	0 (0.00)	3 (0.17)	0.02
	0-9	0 (0.00)	0 (0.00)	0.00

* Case fatality rate (CFR) (%) = Number of deaths / Number of confirmed cases x 100

※ Figures subject to correction based on findings from epidemiological investigations



KDCA

Korea Disease Control and Prevention Agency

Updates on COVID-19 in Republic of Korea

9 April 2021

AGE DISTRIBUTION OF SEVERE/CRITICAL CASES

	3.27	3.28	3.29	3.30	3.31	4.1.	4.2.	4.3.	4.4.	4.5.	4.6.	4.7.	4.8.	4.9.
Total	103	104	100	102	108	107	101	101	99	97	112	109	112	113

	Severe/Critical	(%)
Total	113	(100.0)
80 and above	32	(28.3)
70-79	34	(30.1)
60-69	33	(29.2)
50-59	11	(9.7)
40-49	2	(1.8)
30-39	1	(0.9)
20-29	0	(0.0)
10-19	0	(0.0)
0-9	0	(0.0)

* Severe/Critical: COVID-19 patients in isolation being treated with high flow oxygen therapy, mechanical ventilator, ECMO (Extracorporeal Membrane Oxygenation), CRRT (Continuous Renal Replacement Therapy)

* ICU treatment is decided based on the need for intensive care based on factors such as clinical condition and presence of any underlying medical condition and may differ from severe and critical case classification criteria. The number of severe/critical cases may not match the number of patients in ICU.

※ Figures subject to correction based on findings from epidemiological investigations



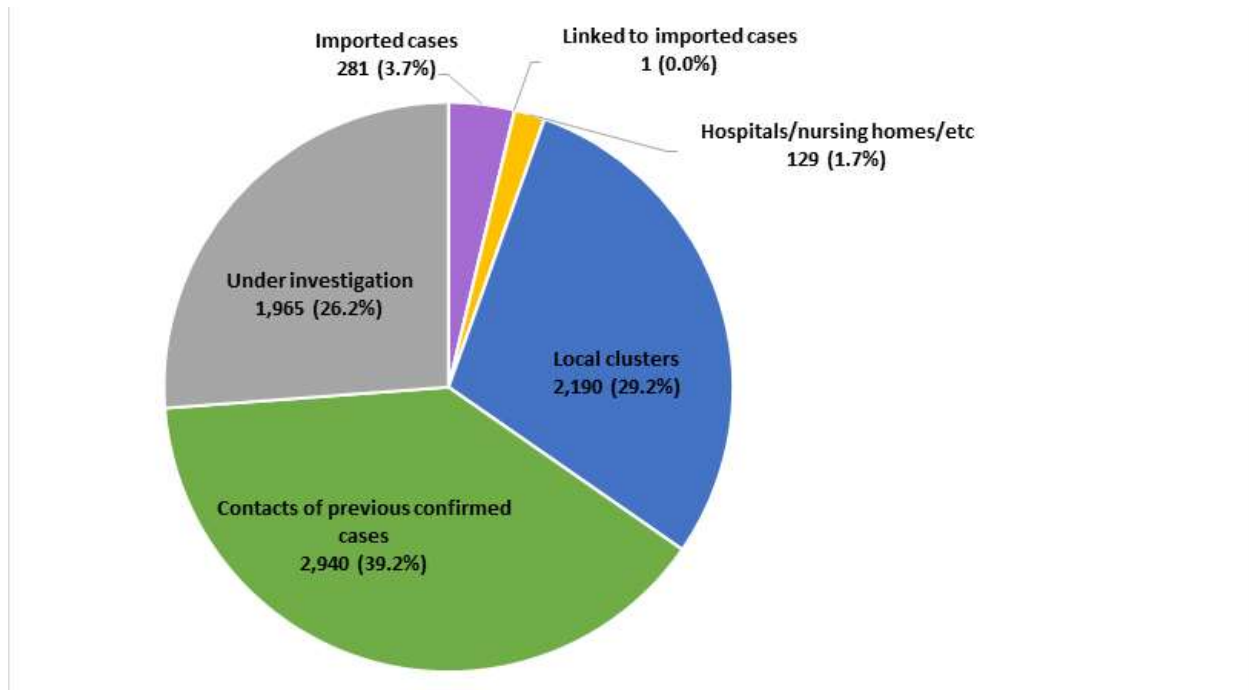
KDCA

Korea Disease Control and Prevention Agency

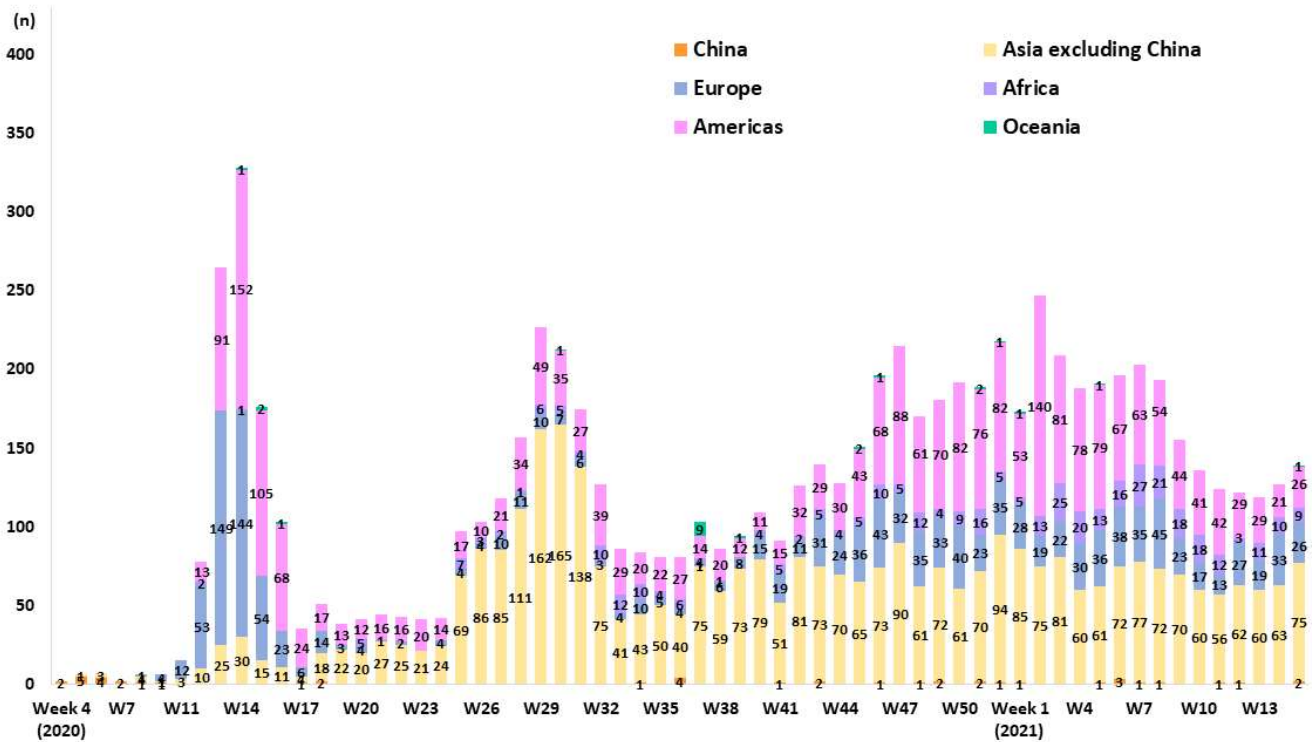
Updates on COVID-19 in Republic of Korea

9 April 2021

NEW CASES (LAST 2 WEEKS) BY CHAIN OF TRANSMISSION



IMPORTED CASES





KDCA

Korea Disease Control and Prevention Agency

Updates on COVID-19 in Republic of Korea

9 April 2021

REGIONAL DISTRIBUTION AND EPIDEMIOLOGICAL LINKS OF CONFIRMED CASES

Region	Confirmed cases									Other major clusters
	Total	Imported cases	Clusters				Other*	Under investigation	New cases	
			Sub-total	Shin-cheonji cluster	Other local clusters	Imported related				
Seoul	33,656	1,011	12,366	8	12,255	103	11,230	9,049	215	Past large clusters: • Sarang Jeil Church (1173) • Aug 15 Seoul rallies (650) • Nightclubs (277) • Richway (210) • Seoul Gangseo-gu dance lessons (329) • Seoul Gangseo-gu religious facility (258) • Seoul Jongno-gu restaurant / singing class (315) • Guro-gu convalescent hospital/nursing home (235) • Songpa-gu correctional facility (1232) • Seoul Yongsan-gu University hospital (282) • Seoul Jongno-gu restaurant/singing class (315) • Gyeonggi Yongin-si Woori Jeil Church (221) • Gyeonggi Yongin-si Suji-gu church (226) • Namyangju-si plastic factory (200) • IM mission group education facility (420) • Chungbuk hospitals (472) • Chungnam Asan-si heater factory (214) • BTJ center (808) • Busan/Ulsan janggu lessons (268) • Ulsan Nam-gu convalescent hospital (246)
Busan	4,245	156	2,560	12	2,490	58	873	656	53	
Daegu	9,059	168	6,655	4,512	2,135	8	1,216	1,020	18	
Incheon	5,311	269	2,293	2	2,281	10	1,843	906	45	
Gwangju	2,233	144	1,769	9	1,754	6	160	160	5	
Daejeon	1,510	58	732	2	729	1	448	272	26	
Ulsan	1,233	100	859	16	838	5	170	104	9	
Sejong	321	27	139	1	137	1	64	91	5	
Gyeonggi	29,995	1,671	11,868	29	11,759	80	10,077	6,379	203	
Gangwon	2,438	81	1,263	17	1,245	1	716	378	3	
Chungbuk	2,305	108	1,240	6	1,227	7	570	387	7	
Chungnam	2,748	188	1,378	0	1,377	1	718	464	18	
Jeonbuk	1,633	119	1,120	1	1,118	1	202	192	22	
Jeonnam	956	77	666	1	654	11	113	100	11	
Gyeongbuk	3,646	186	2,489	565	1,920	4	552	419	7	
Gyeongnam	3,111	166	1,943	33	1,877	33	567	435	15	
Jeju	646	37	390	0	389	1	119	100	2	
Points of Entry	3,223	3,223	0	0	0	0	0	0	7	
Total	108,269 (%)	7,789 (7.2)	49,730 (45.9)	5,214 (4.8)	44,185 (40.8)	331 (0.3)	29,638 (27.4)	21,112 (19.5)	671	

* Includes contacts of confirmed cases

※ The interim classification is based on the reporting location, which may change depending on further epidemiological investigation.