



KDCA

Korea Disease Control and Prevention Agency

Updates on COVID-19 in Republic of Korea

21 April 2021

Local transmission cases as of 0:00 today (cumulative since 3 January 2020)

	Total	City							
		Seoul	Busan	Daegu	Incheon	Gwangju	Daejeon	Ulsan	Sejong
New	692	211	33	25	13	17	17	39	1
Cumulative	107,865	34,953	4,569	9,038	5,246	2,169	1,584	1,439	319

	Total	Province							
		Gyeonggi	Gangwon	Chung-buk	Chung-nam	Jeon-buk	Jeon-nam	Gyeong-buk	Gyeong-nam
New	225	14	19	7	8	2	15	40	6
Cumulative	30,650	2,498	2,361	2,714	1,729	935	3,685	3,334	642

Imported cases, as of 0:00 today (cumulative since 3 January 2020)

	Total	Region/Country						Where confirmed		Nationality	
		China	Asia ex-China	Europe	America	Africa	Oceania	Point of Entry	Community	Korean	Other
New	39	0	31	2	6	0	0	13	26	18	21
Total	8,061	45 (0.6%)	3,689 (45.8%)	1,397 (17.3%)	2,502 (31.0%)	404 (5.0%)	24 (0.3%)	3,333 (41.3%)	4,728 (58.7%)	4,287 (53.2%)	3,774 (46.8%)

* Asia excluding China: Philippines 2, Russia 7, India 4, Pakistan 1, UAE 1, Kazakhstan 6, Japan 3, Thailand 2, Iran 1, Mongolia 1, Qatar 1, Cambodia 1, Israel 1,
 Europe: Poland 1, Greece 1,
 America: USA 6

Case status, as of 0:00 today (cumulative since 3 January 2020)

	Discharged from isolation	Under isolation	Severe/critical cases	Deceased
As of 0:00 20 April 2021 (Tues)	105,227	8,166	109	1,802
As of 0:00 21 April 2021 (Wed)	105,877	8,243	116	1,806
Difference	(+)650	(+)77	(+7)	(+)4

* Based on case data reported to the KDCA

** Severe/Critical: COVID-19 patients in isolation being treated with high flow oxygen therapy, mechanical ventilator, ECMO (Extracorporeal Membrane Oxygenation), CRRT (Continuous Renal Replacement Therapy)

※ Figures subject to correction based on findings from epidemiological investigations



KDCA

Korea Disease Control and
Prevention Agency

Updates on COVID-19 in Republic of Korea

21 April 2021

Recent major local clusters as of 12:00 today

Location	Cluster	New cases	Total cases
Seoul Eunpyeong-gu	Healthcare institution	13	14
Seoul Guro-gu	Building	22	36
Gyeonggi Goyang-si Deokyang-gu	Church 2	6	16
Gyeonggi Namyangju-si	Basketball club	15	29
Gyeonggi Gunpo-si	Insurance company call center	11	12
Gyeonggi Anyang-si	Dance club	19	32
Daejeon Dong-gu	Market	6	7
Chungbuk Cheongju-si	Supplementary learning hagwon	4	10
Chungbuk Cheongju-si	Cafe	4	5
Chungbuk Okcheon-gun	Public institution	5	6
Jeonnam Damyang-gun	Social / family gathering	4	45
Daegu Suseong-gu	Indoor gym facility	5	6
Daegu Seo-gu	Sauna	4	24
Gyeongbuk Gumi-si	Place of business 2	12	13
Ulsan Buk-gu	Elementary school	10	14
Gyeongnam Gimhae-si	Friends	12	13
Gyeongnam Jinju-si	Social gathering	4	79
Gyeongnam Sacheon-si	Restaurant	3	48

* The specific figures may differ from the daily reported statistics or figures disclosed by local municipalities due to factors such as report timing and differences in the time period considered

Weekly risk assessment indicators

		3.21.~3.27.	3.28.~4.3.	4.4.~4.10.	4.11.~4.17.
Daily average confirmed cases (n)	Local	421.4	477.3	579.3	621.2
	Imported	17.0	18.1	22.0	22.1
	Total	438.4	495.4	601.3	643.3
Cases with chain of transmission under investigation (%) (n)		23.7(727/3,069)	24.5(850/3,468)	25.1(1,056/4,209)	28.8(1,296/4,503)
Percentage under management ¹⁾		41.6	41.0	42.8	31.0
Reproduction number (Rt)		0.99	1.07	1.12	1.10
New clusters		53	65(▲5 ²⁾)	74(▲49 ²⁾)	20 ³⁾
Average critical/severe patients (n)		106	103	107	104
Number of deaths (n)		28	19	25	29
Number of ICU available		620	622	616	611

¹⁾ Of the new cases, percent confirmed while under quarantine

²⁾ Reclassified as belonging to a cluster due to epidemiological link found

³⁾ Figure not final due to ongoing investigation

※ All figures subject to change upon new findings from investigation



KDCA

Korea Disease Control and
Prevention Agency

Updates on COVID-19 in Republic of Korea

21 April 2021

COVID-19 vaccination status as of 0:00 today (cumulative since 26 February 2021)

	New	Total
1 st dose	130,228	1,771,407
2 nd dose	11	60,597

※ Figures based on recorded data and subject to correction

Adverse events following COVID-19 vaccination reported as of 0:00 today (cumulative since 26 February 2021)

		Vaccinated (cumulative)	Total	%	General ¹⁾	Anaphylaxis suspected ²⁾	Severe suspected ³⁾	Deaths ⁴⁾
Total	New	1,832,004	138	0.68%	129	4	3	2
	Total		12,533		12,320	128	34	51
AstraZeneca	New	1,093,182	82	1.04%	77	4	1	-
	Total		11,338		11,167	107	27	37
Pfizer	New	738,822	56	0.16%	52	-	2	2
	Total		1,195		1,153	21	7	14

¹⁾ Mild cases such as headache, fever, nausea, vomiting, etc.²⁾ Anaphylactoid reaction and anaphylactic shock suspected cases reported by healthcare institution; Anaphylactoid reaction refers to occurrence of symptoms such as shortness of breath, rashes, etc. within 2 hours of vaccination and differs from anaphylaxis³⁾ Includes convulsion and other nervous system response and ICU admitted cases⁴⁾ Includes cases that have changed in status after initial report

※ Cases reported as suspected cases of AEFI; causal association not yet determined; investigation for assessment of causal association to take place for deaths or anaphylaxis cases



KDCA

Korea Disease Control and Prevention Agency

Updates on COVID-19 in Republic of Korea

21 April 2021

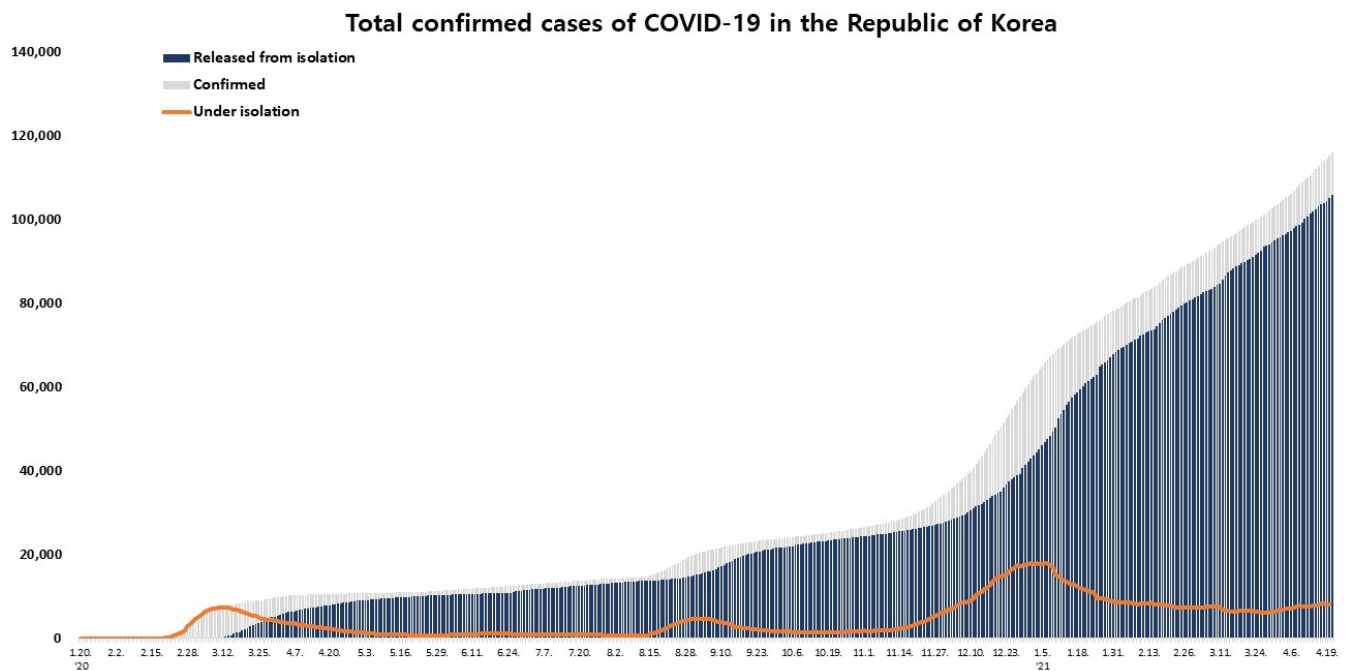
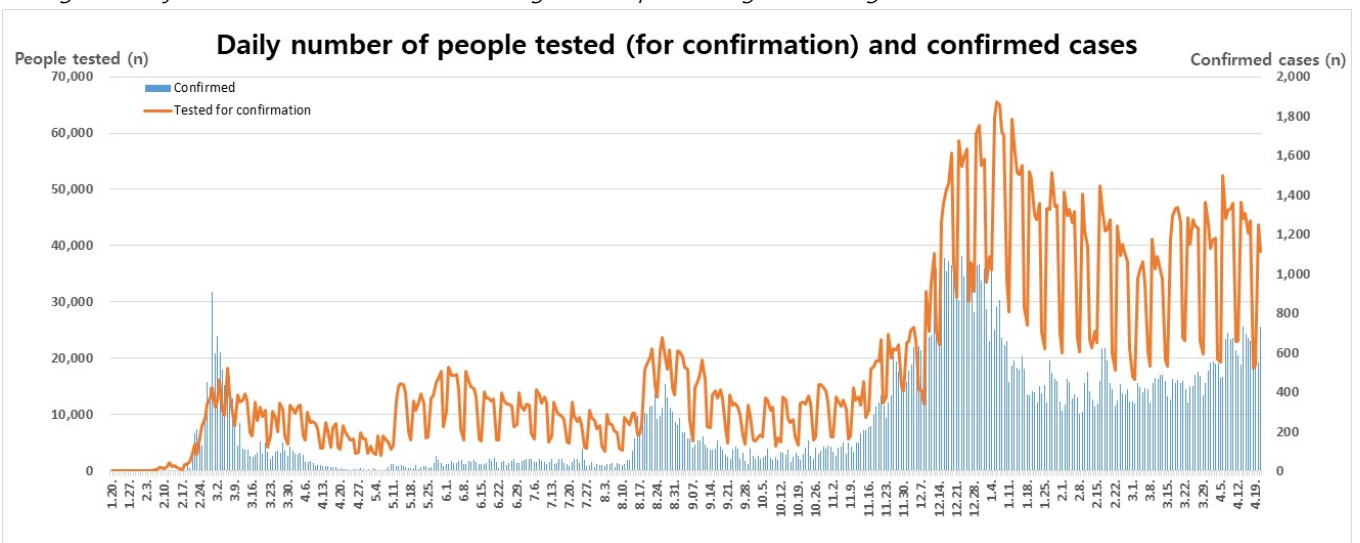
Overall case and test status as of 0:00 today (cumulative since 3 January 2020)

Period (since 3 Jan)	Total	Tested positive (PCR)				Testing in progress	Tested negative (PCR)
		Confirmed	Discharged from isolation	Under isolation	Deceased		
As of 0:00 20 April 2021 (Tues)	8,458,592	115,195	105,227	8,166	1,802	66,590	8,276,807
As of 0:00 21 April 2021 (Wed)	8,497,594	115,926	105,877	8,243	1,806	67,211	8,314,457
Difference	+39,002	+731	+650	+77	+4	+621	+37,650

* Based on case data reported to the KDCA

** Testing in progress includes number of completed tests with negative results that are being recorded with delays

※ Figures subject to correction based on findings from epidemiological investigations





KDCA

Korea Disease Control and
Prevention Agency

Updates on COVID-19 in Republic of Korea

21 April 2021

Regional distribution of cases as of 0:00 today (cumulative since 3 January 2020)

Region	New cases		Total cases	(%)	Incidence rate* (per 100,000)
	Local	Imported			
Seoul	211	7	35,994	(31.05)	369.79
Busan	33	0	4,732	(4.08)	138.69
Daegu	25	0	9,216	(7.95)	378.25
Incheon	13	2	5,521	(4.76)	186.77
Gwangju	17	0	2,316	(2.00)	158.99
Daejeon	17	0	1,642	(1.42)	111.39
Ulsan	39	0	1,545	(1.33)	134.69
Sejong	1	0	346	(0.30)	101.07
Gyeonggi	225	9	32,369	(27.92)	244.29
Gangwon	14	1	2,584	(2.23)	167.73
Chungbuk	19	1	2,479	(2.14)	155.00
Chungnam	7	1	2,910	(2.51)	137.11
Jeonbuk	8	0	1,851	(1.60)	101.85
Jeonnam	2	2	1,015	(0.88)	54.43
Gyeongbuk	15	1	3,880	(3.35)	145.73
Gyeongnam	40	1	3,510	(3.03)	104.42
Jeju	6	1	683	(0.59)	101.83
Border Screening	0	13	3,333	(2.88)	-
Total	692	39	115,926	(100)	223.59

* Total (cumulative) number of cases reported since January 2020 of region / Population of region (based on resident registration data of the Ministry of the Interior as of January 2020)

* Incidence rate based on the number of confirmed cases with the address of the reporting institution



KDCA

Korea Disease Control and
Prevention Agency

Updates on COVID-19 in Republic of Korea

21 April 2021

Confirmed cases by gender and age group

		New cases (%)	Total cases (%)	Incidence rate* (per 100,000)
Total		731 (100)	115,926 (100)	223.59
Sex	Male	366 (50.07)	57,662 (49.74)	222.95
	Female	365 (49.93)	58,264 (50.26)	224.22
Age	80 or above	19 (2.60)	5,115 (4.41)	269.32
	70-79	35 (4.79)	8,434 (7.28)	233.82
	60-69	94 (12.86)	17,895 (15.44)	282.06
	50-59	130 (17.78)	21,472 (18.52)	247.75
	40-49	128 (17.51)	17,121 (14.77)	204.08
	30-39	101 (13.82)	15,582 (13.44)	221.17
	20-29	114 (15.60)	17,246 (14.88)	253.38
	10-19	71 (9.71)	8,079 (6.97)	163.53
0-9	39 (5.34)	4,982 (4.30)	120.09	

* Total (cumulative) number of cases reported since January 2020 by sex and age / Population by sex and age (based on resident registration data of the Ministry of the Interior as of January 2020)

※ Figures subject to correction based on findings from epidemiological investigations

Deaths by gender and age group

		New deaths (%)	Total deaths (%)	Case fatality rate (%)
Total		4 (100)	1,806 (100)	1.56
Sex	Male	2 (50.00)	898 (49.72)	1.56
	Female	2 (50.00)	908 (50.28)	1.56
Age	80 or above	1 (25.00)	992 (54.93)	19.39
	70-79	3 (75.00)	518 (28.68)	6.14
	60-69	0 (0.00)	211 (11.68)	1.18
	50-59	0 (0.00)	61 (3.38)	0.28
	40-49	0 (0.00)	14 (0.78)	0.08
	30-39	0 (0.00)	7 (0.39)	0.04
	20-29	0 (0.00)	3 (0.17)	0.02
	10-19	0 (0.00)	0 (0.00)	0.00
0-9	0 (0.00)	0 (0.00)	0.00	

* Case fatality rate (CFR) (%) = Number of deaths / Number of confirmed cases x 100

※ Figures subject to correction based on findings from epidemiological investigations



KDCA

Korea Disease Control and
Prevention Agency

Updates on COVID-19 in Republic of Korea

21 April 2021

AGE DISTRIBUTION OF SEVERE/CRITICAL CASES

	4.8.	4.9.	4.10.	4.11.	4.12.	4.13.	4.14.	4.15.	4.16.	4.17.	4.18.	4.19.	4.20.	4.21.
Total	112	113	108	105	103	101	100	99	111	108	102	99	109	116

	Severe/Critical	(%)
Total	116	(100.0)
80 and above	33	(28.4)
70-79	33	(28.4)
60-69	28	(24.1)
50-59	14	(12.1)
40-49	6	(5.2)
30-39	1	(0.9)
20-29	1	(0.9)
10-19	0	(0.0)
0-9	0	(0.0)

* Severe/Critical: COVID-19 patients in isolation being treated with high flow oxygen therapy, mechanical ventilator, ECMO (Extracorporeal Membrane Oxygenation), CRRT (Continuous Renal Replacement Therapy)

* ICU treatment is decided based on the need for intensive care based on factors such as clinical condition and presence of any underlying medical condition and may differ from severe and critical case classification criteria. The number of severe/critical cases may not match the number of patients in ICU.

※ Figures subject to correction based on findings from epidemiological investigations



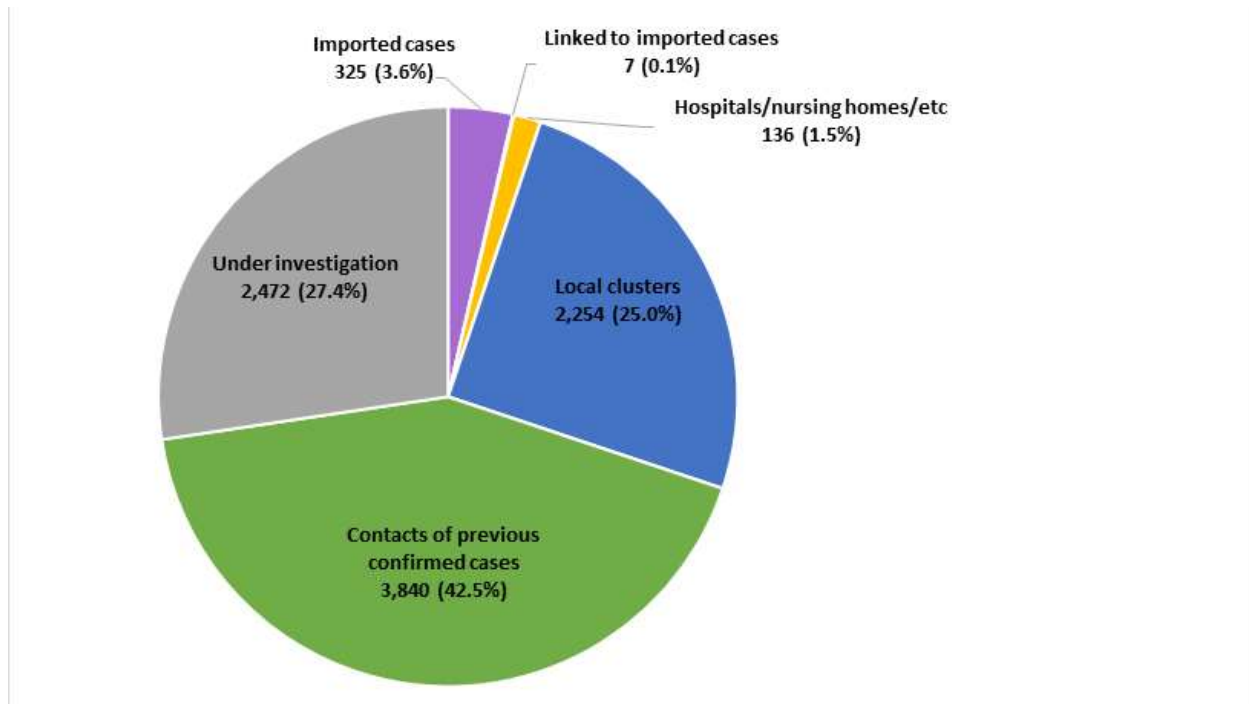
KDCA

Korea Disease Control and Prevention Agency

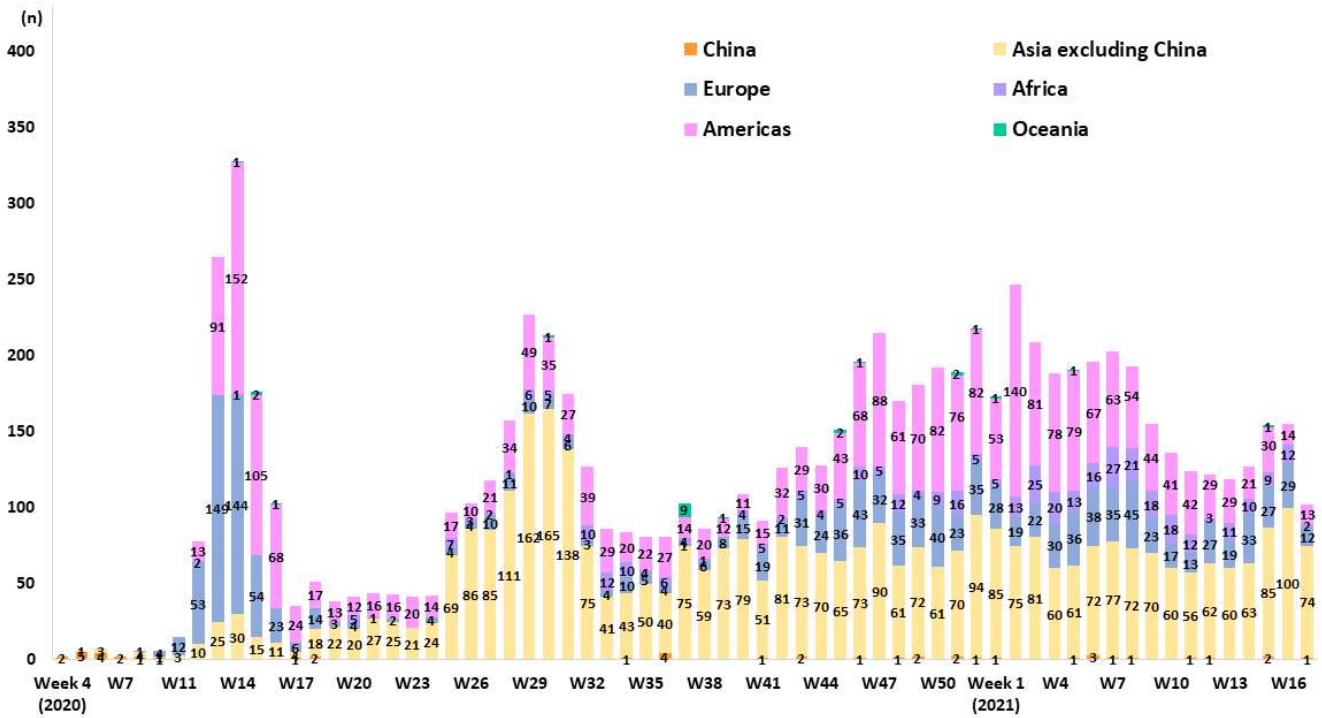
Updates on COVID-19 in Republic of Korea

21 April 2021

NEW CASES (LAST 2 WEEKS) BY CHAIN OF TRANSMISSION



IMPORTED CASES





KDCA

Korea Disease Control and
Prevention Agency

Updates on COVID-19 in Republic of Korea

21 April 2021

REGIONAL DISTRIBUTION AND EPIDEMIOLOGICAL LINKS OF CONFIRMED CASES

Region	Confirmed cases									Other major clusters
	Total	Imported cases	Clusters				Other*	Under investigation	New cases	
			Sub-total	Shin-cheonji cluster	Other local clusters	Imported related				
Seoul	35,994	1,041	13,050	8	12,939	103	12,209	9,694	218	Past large clusters: • Sarang Jeil Church (1173) • Aug 15 Seoul rallies (650) • Nightclubs (277) • Richway (210) • Seoul Gangseo-gu dance lessons (329) • Seoul Gangseo-gu religious facility (258) • Seoul Jongno-gu restaurant / singing class (315) • Guro-gu convalescent hospital/nursing home (235) • Songpa-gu correctional facility (1232) • Seoul Yongsan-gu University hospital (282) • Seoul Jongno-gu restaurant/singing class (315) • Gyeonggi Yongin-si Woori Jeil Church (221) • Gyeonggi Yongin-si Suji-gu church (226) • Namyangju-si plastic factory (200) • IM mission group education facility (420) • Chungbuk hospitals (472) • Chungnam Asan-si heater factory (214) • BTJ center (808) • Busan/Ulsan janggu lessons (268) • Ulsan Nam-gu convalescent hospital (246)
Busan	4,732	163	2,740	12	2,668	60	1,052	777	33	
Daegu	9,216	178	6,739	4,512	2,219	8	1,251	1,048	25	
Incheon	5,521	275	2,333	2	2,321	10	1,960	953	15	
Gwangju	2,316	147	1,783	9	1,768	6	212	174	17	
Daejeon	1,642	58	790	2	787	1	470	324	17	
Ulsan	1,545	106	962	16	941	5	280	197	39	
Sejong	346	27	159	1	157	1	67	93	1	
Gyeonggi	32,369	1,719	12,628	29	12,519	80	11,071	6,951	234	
Gangwon	2,584	86	1,305	17	1,287	1	782	411	15	
Chungbuk	2,479	118	1,357	6	1,344	7	582	422	20	
Chungnam	2,910	196	1,426	0	1,425	1	783	505	8	
Jeonbuk	1,851	122	1,146	1	1,144	1	319	264	8	
Jeonnam	1,015	80	666	1	654	11	154	115	4	
Gyeongbuk	3,880	195	2,569	565	2,000	4	644	472	16	
Gyeongnam	3,510	176	2,126	33	2,055	38	643	565	41	
Jeju	683	41	399	0	398	1	128	115	7	
Points of Entry	3,333	3,333	0	0	0	0	0	0	13	
Total	115,926 (%)	8,061 (7.0)	52,178 (45.0)	5,214 (4.5)	46,626 (40.2)	338 (0.3)	32,607 (28.1)	23,080 (19.9)	731	

* Includes contacts of confirmed cases

※ The interim classification is based on the reporting location, which may change depending on further epidemiological investigation.