



KDCA

Korea Disease Control and Prevention Agency

Updates on COVID-19 in Republic of Korea

16 December 2020

Local transmission cases as of 0:00 today (cumulative since 3 January 2020)

	Total	City							
		Seoul	Busan	Daegu	Incheon	Gwangju	Daejeon	Ulsan	Sejong
New	1,054	373	41	27	64	2	15	6	0
Cumulative	40,456	12,443	1,257	7,309	1,853	742	629	431	106
	Total	Province							
		Gyeonggi	Gangwon	Chung-buk	Chung-nam	Jeon-buk	Jeon-nam	Gyeong-buk	Gyeong-nam
New	320	8	22	35	75	4	28	19	15
Cumulative	9,585	801	539	1,090	530	431	1,798	798	114

Imported cases, as of 0:00 today (cumulative since 3 January 2020)

	Total	Region/Country						Where confirmed		Nationality	
		China	Asia ex-China	Europe	America	Africa	Oceania	Point of Entry	Community	Korean	Other
New	24	0	11	2	10	1	0	6	18	13	11
Total	4,986	32 (0.6%)	2,364 (47.4%)	901 (18.1%)	1,510 (30.3%)	160 (3.2%)	19 (0.4%)	2,304 (46.2%)	2,682 (53.8%)	2,710** (54.4%)	2,276** (45.6%)

* 아시아(중국 외) : 필리핀 1명(1명), 우즈베키스탄 1명, 인도네시아 6명(4명), 러시아 1명, 미얀마 1명(1명), 일본 1명, 유럽 : 불가리아 1명(1명), 헝가리 1명, 아메리카 : 미국 7명(3명), 멕시코 1명, 캐나다 1명, 파나마 1명, 아프리카 : 모로코 1명(1명) ※ 괄호 안은 외국인 수

** 역학조사 결과 국적 누계 변경(12.14. 0시 기준, 내국인 +1, 외국인 -1)

Case status, as of 0:00 today (cumulative since 3 January 2020)

	Discharged from isolation	Under isolation	Severe/critical cases	Deceased
As of 0:00 15 December (Tues)	32,559	11,205	205	600
As of 0:00 16 December (Wed)	32,947	11,883	226	612
Difference	(+)388	(+)678	(+)21	(+)12

* Based on case data reported to the KDCA

** Severe/Critical: patients treated with high flow oxygen therapy, mechanical ventilator, ECMO (Extracorporeal Membrane Oxygenation), CRRT (Continuous Renal Replacement Therapy)

※ Figures subject to correction based on findings from epidemiological investigations



KDCA

Korea Disease Control and
Prevention Agency

Updates on COVID-19 in Republic of Korea

16 December 2020

Recent major local clusters as of 12:00 today

Location	Cluster	New cases	Total cases
Seoul Yongsan-gu	Construction site	61	62
Seoul Gangseo-gu	Religious facility	11	179
Seoul Jongno-gu	Restaurant	4	287
Gyeonggi Goyang-si	Convalescent hospital	29	30
Gyeonggi Paju-si	Military unit	13	14
Gyeonggi Pocheon-si	Prayer house	5	39
Gangwon Pyeongchang-gun	Ski resort	10	11
Chungnam Boryeong-si	University	20	21
Chungnam Dangjin-si	Religious facility	7	111
Chungbuk Jecheon-si	Religious facility	22	23
Chungbuk Jecheon-si	Hospital	7	8
Jeonbuk Gimje-si	Nursing home	70	71
Daegu Jung-gu	Religious facility	21	22
Daegu Dalseong-gun	Religious facility	11	63
Gyeongbuk Andong-si	Welfare facility	8	20
Busan Dong-gu	Convalescent hospital 2	9	10
Jeju Jeju-si	High school	6	7

* The specific figures may differ from the daily reported statistics or figures disclosed by local municipalities due to factors such as report timing and differences in the time period considered

Weekly risk assessment indicators

		Week 47 (11.15.~11.21.)	Week 48 (11.22~11.28.)	Week 49 (11.29.~12.05.)	Week 50 (12.06.~12.12.)
Daily average confirmed cases (n)	Local	255.6	400.1	487.7	662.0
	Imported	30.7	24.3	25.9	27.7
	Total	286.3	424.4	513.6	689.7
Cases with chain of transmission under investigation (%)(n)		12.9(259/2,004)	14.2(423/2,971)	17.0(612/3,595)	22.8(1,099/4,828)
Percentage under management (Percent of new cases confirmed while under self-quarantine)		45.6	39.5	43.3	37.2
New clusters		46(+1*)	40(+3*)	49(+34*)	16
Reproduction number (Rt)		1.52	1.43	1.23	1.18
Average critical/severe patients(n)		70	80	101	151
Number of deaths (n)		11	19	18	38
Number of ICU available		113	86	55	62

※ Figures subject to change upon new findings from investigation

* Reclassified due to epidemiological link found



KDCA

Korea Disease Control and
Prevention Agency

Updates on COVID-19 in Republic of Korea

16 December 2020

Ranking of source of transmission by age group (2020.10.1.~12.10.)

(n, %)

Rank	All ages	Ages 0-19	Ages 20-39	Ages 40-59	Ages 60+
1	Family/friends gathering (1,645 cases, 21.8%)	Family/friends gathering (325 cases, 35.0%)	Family/friends gathering (315 cases, 16.3%)	Family/friends gathering (566 cases, 23.8%)	Convalescent hospital / care facility (657 cases, 28.5%)
2	Workplace (971 cases, 12.9%)	Educational facility (193 cases, 20.8%)	Workplace (313 cases, 16.2%)	Workplace (443 cases, 18.6%)	Family/friends gathering (439 cases, 19.0%)
3	Convalescent hospital / care facility (934 cases, 12.4%)	Fitness / recreational facility (136 cases, 14.7%)	Fitness / recreational facility (252 cases, 13.1%)	Fitness / recreational facility (308 cases, 12.9%)	Healthcare facility (248 cases, 10.7%)
4	Fitness / recreational facility (851 cases, 11.3%)	Religious activity (57 cases, 6.1%)	Educational facility (216 cases, 11.2%)	Healthcare facility (229 cases, 9.6%)	Restaurant/cafe (214 cases, 9.3%)
5	Healthcare facility (702 cases, 9.3%)	Healthcare facility (52 cases, 5.6%)	Military unit (207 cases, 10.7%)	Convalescent hospital / care facility (183 cases, 7.7%)	Workplace (210 cases, 9.1%)
Total	16,286 cases	1,805 cases (11.1%)	4,836 cases (29.7%)	5,336 cases (32.8%)	4,309 cases (26.5%)

- Starting December 14, KDCA is operating temporary COVID-19 screening stations in the Seoul Metropolitan Area. As of 18:00, a total of 18,602 tests have been performed, 19 of which have been confirmed positive.
- People who visit temporary screening stations for a COVID-19 test are advised to return home immediately and stay home and avoid contact with family and friends until finding out the test result.
- People whose rapid antigen test result is positive which prompted a nasopharyngeal PCR test are required to quarantine until the PCR test result becomes available.



KDCA

Korea Disease Control and Prevention Agency

Updates on COVID-19 in Republic of Korea

16 December 2020

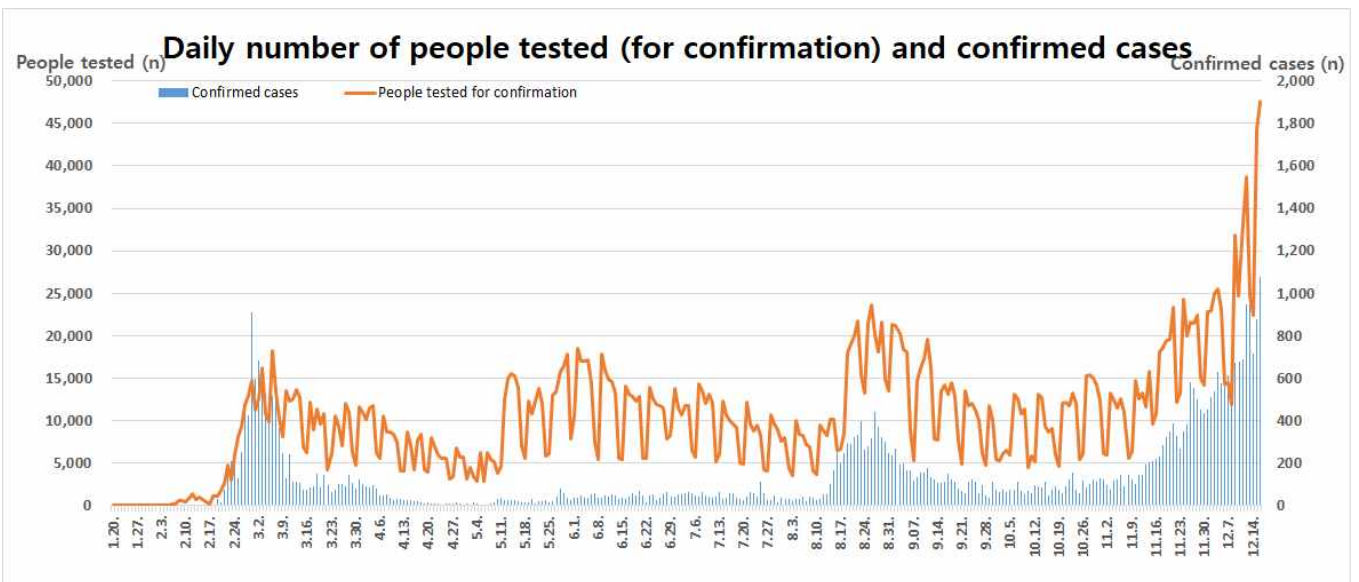
Overall case and test status as of 0:00 today (cumulative since 3 January 2020)

Period (since 3 Jan)	Total	Tested positive (PCR)				Testing in progress	Tested negative (PCR)
		Confirmed	Discharged from isolation	Under isolation	Deceased		
As of 0:00 15 December (Tues)	3,441,220	44,364	32,559	11,205	600	93,473	3,303,383
As of 0:00 16 December (Wed)	3,488,769	45,442	32,947	11,883	612	94,784	3,348,543
Difference	+47,549	+1,078	+388	+678	+12	+1,311	+45,160

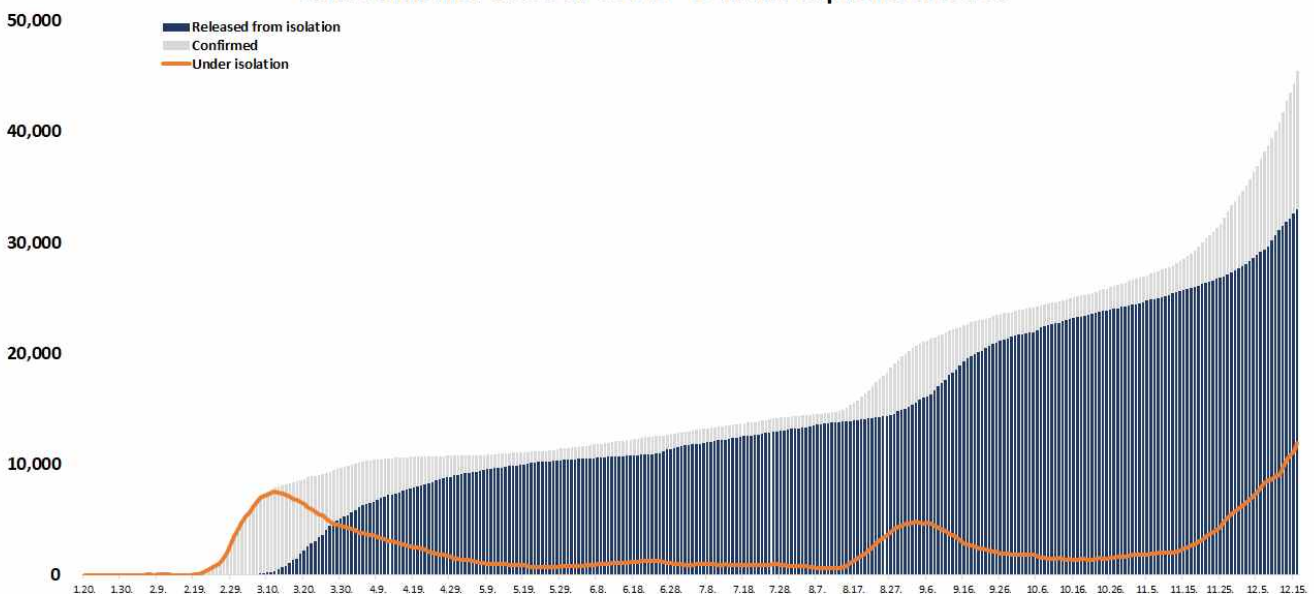
* Based on case data reported to the KDCA

** Testing in progress includes number of completed tests with negative results that are being recorded with delays

※ Figures subject to correction based on findings from epidemiological investigations



Total confirmed cases of COVID-19 in the Republic of Korea





KDCA

Korea Disease Control and
Prevention Agency

Updates on COVID-19 in Republic of Korea

16 December 2020

Regional distribution of cases as of 0:00 today (cumulative since 3 January 2020)

Region	New cases		Total cases	(%)	Incidence rate* (per 100,000)
	Local	Imported			
Seoul	373	5	13,035	(28.68)	133.92
Busan	41	0	1,338	(2.94)	39.22
Daegu	27	0	7,411	(16.31)	304.17
Incheon	64	3	1,999	(4.40)	67.62
Gwangju	2	0	829	(1.82)	56.91
Daejeon	15	0	672	(1.48)	45.59
Ulsan	6	0	489	(1.08)	42.63
Sejong	0	0	128	(0.28)	37.39
Gyeonggi	320	9	10,580	(23.28)	79.85
Gangwon	8	0	842	(1.85)	54.66
Chungbuk	22	1	603	(1.33)	37.70
Chungnam	35	0	1,191	(2.62)	56.11
Jeonbuk	75	0	596	(1.31)	32.80
Jeonnam	4	0	485	(1.07)	26.01
Gyeongbuk	28	0	1,893	(4.17)	71.10
Gyeongnam	19	0	905	(1.99)	26.92
Jeju	15	0	142	(0.31)	21.17
Border Screening	0	6	2,304	(5.07)	-
Total	1,054	24	45,442	(100)	87.65

* Total (cumulative) number of cases reported since January 2020 of region / Population of region (based on resident registration data of the Ministry of the Interior as of January 2020)

* Incidence rate based on the number of confirmed cases with the address of the reporting institution



KDCA

Korea Disease Control and
Prevention Agency

Updates on COVID-19 in Republic of Korea

16 December 2020

Confirmed cases by gender and age group

		New cases (%)	Total cases (%)	Incidence rate* (per 100,000)
Total		1,078 (100)	45,442 (100)	87.65
Sex	Male	556 (51.58)	21,814 (48.00)	84.34
	Female	522 (48.42)	23,628 (52.00)	90.93
Age	80 or above	68 (6.31)	2,125 (4.68)	111.89
	70-79	91 (8.44)	3,555 (7.82)	98.56
	60-69	191 (17.72)	6,999 (15.40)	110.32
	50-59	215 (19.94)	8,315 (18.30)	95.94
	40-49	142 (13.17)	6,394 (14.07)	76.22
	30-39	104 (9.65)	5,790 (12.74)	82.18
	20-29	153 (14.19)	7,953 (17.50)	116.85
	10-19	69 (6.40)	2,849 (6.27)	57.67
	0-9	45 (4.17)	1,462 (3.22)	35.24

* Total (cumulative) number of cases reported since January 2020 by sex and age / Population by sex and age (based on resident registration data of the Ministry of the Interior as of January 2020)

※ Figures subject to correction based on findings from epidemiological investigations

Deaths by gender and age group

		New deaths (%)	Total deaths (%)	Case fatality rate (%)
Total		12 (100)	612 (100)	1.35
Sex	Male	9 (75.00)	317 (51.80)	1.45
	Female	3 (25.00)	295 (48.20)	1.25
Age	80 or above	6 (50.00)	315 (51.47)	14.82
	70-79	5 (41.67)	190 (31.05)	5.34
	60-69	0 (0.00)	74 (12.09)	1.06
	50-59	0 (0.00)	25 (4.08)	0.30
	40-49	1 (8.33)	6 (0.98)	0.09
	30-39	0 (0.00)	2 (0.33)	0.03
	20-29	0 (0.00)	0 (0.00)	0.00
	10-19	0 (0.00)	0 (0.00)	0.00
	0-9	0 (0.00)	0 (0.00)	0.00

* Case fatality rate (CFR) (%) = Number of deaths / Number of confirmed cases x 100

※ Figures subject to correction based on findings from epidemiological investigations



KDCA

Korea Disease Control and
Prevention Agency

Updates on COVID-19 in Republic of Korea

16 December 2020

AGE DISTRIBUTION OF SEVERE/CRITICAL CASES

	12.3.	12.4.	12.5.	12.6.	12.7.	12.8.	12.9.	12.10.	12.11.	12.12.	12.13.	12.14.	12.15.	12.16.
Total	117	116	121	125	126	134	149	172	169	179	179	185	205	226

	Severe/Critical	(%)
Total	226	(100.0)
80 and above	41	(18.1)
70-79	92	(40.7)
60-69	60	(26.5)
50-59	28	(12.4)
40-49	3	(1.3)
30-39	2	(0.9)
20-29	0	(0.0)
10-19	0	(0.0)
0-9	0	(0.0)

* Severe/Critical: patients treated with high flow oxygen therapy, mechanical ventilator, ECMO (Extracorporeal Membrane Oxygenation), CRRT (Continuous Renal Replacement Therapy)

* ICU treatment is decided based on the need for intensive care based on factors such as clinical condition and presence of any underlying medical condition and may differ from severe and critical case classification criteria. The number of severe/critical cases may not match the number of patients in ICU.

※ Figures subject to correction based on findings from epidemiological investigations



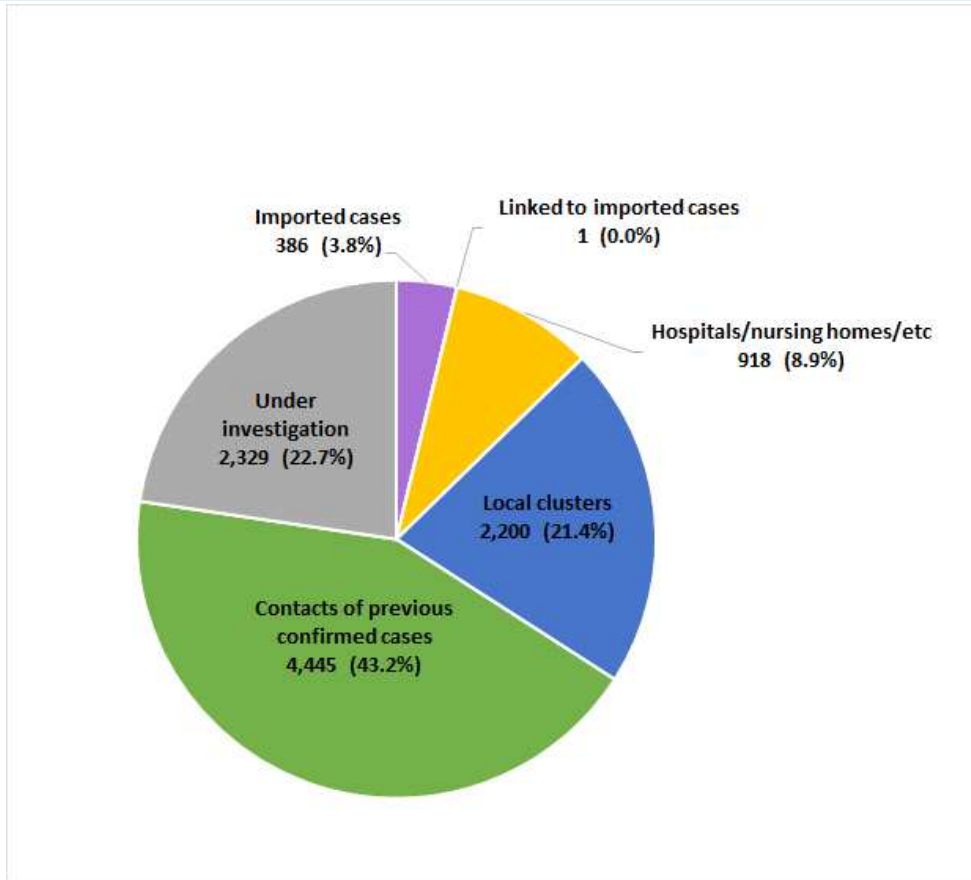
KDCA

Korea Disease Control and Prevention Agency

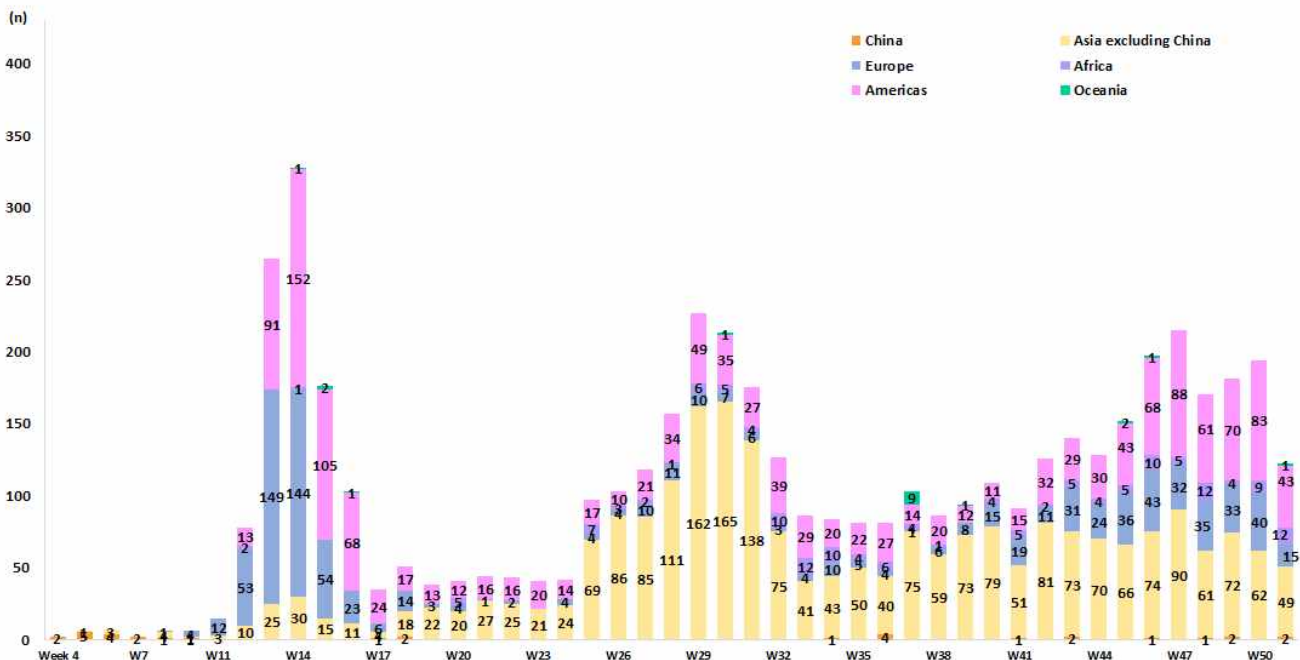
Updates on COVID-19 in Republic of Korea

16 December 2020

NEW CASES (LAST 2 WEEKS) BY CHAIN OF TRANSMISSION



IMPORTED CASES





KDCA

Korea Disease Control and
Prevention Agency

Updates on COVID-19 in Republic of Korea

16 December 2020

REGIONAL DISTRIBUTION AND EPIDEMIOLOGICAL LINKS OF CONFIRMED CASES

Region	Confirmed cases									Other major clusters
	Total	Imported cases	Clusters				Other*	Under investigation	New cases	
			Sub-total	Shin-cheonji cluster	Other local clusters	Imported related				
Seoul	13,035	592	5,807	8	5,719	80	3,938	2,698	378	Past large clusters: • Sarang Jeil Church (1173) • Aug 15 Seoul rallies (650) • Nightclubs (277) • Yongjin Woori Jeil Church (221) • Richway (210) • Guro-gu call center (170) • Gyeonggi SRC Convalescent Hospital (163) • Coupang fulfillment center (152) • Gwangju door-to-door sales (150) • Newly planted churches group (119)
Busan	1,338	81	896	12	829	55	223	138	41	
Daegu	7,411	102	5,516	4,512	997	7	1,005	788	27	
Incheon	1,999	146	1,059	2	1,048	9	524	270	67	
Gwangju	829	87	612	9	597	6	71	59	2	
Daejeon	672	43	370	2	367	1	170	89	15	
Ulsan	489	58	369	16	349	4	38	24	6	
Sejong	128	22	70	1	68	1	20	16	0	
Gyeonggi	10,580	995	4,682	29	4,585	68	3,126	1,777	329	
Gangwon	842	41	575	17	557	1	136	90	8	
Chungbuk	603	64	235	6	222	7	206	98	23	
Chungnam	1,191	101	676	0	675	1	262	152	35	
Jeonbuk	596	66	386	1	385	0	96	48	75	
Jeonnam	485	54	331	1	328	2	62	38	4	
Gyeongbuk	1,893	95	1,353	565	788	0	270	175	28	
Gyeongnam	905	107	571	32	536	3	133	94	19	
Jeju	142	28	42	0	41	1	46	26	15	
Ports of Entry	2,304	2,304	0	0	0	0	0	0	6	
Total	45,442 (%)	4,986 (11.0)	23,550 (51.8)	5,213 (11.5)	18,091 (39.8)	246 (0.5)	10,326 (22.7)	6,580 (14.5)	1,078	

* Includes contacts of confirmed cases

※ The interim classification is based on the reporting location, which may change depending on further epidemiological investigation.