



KDCA

Korea Disease Control and Prevention Agency

Updates on COVID-19 in Republic of Korea

19 December 2020

Local transmission cases as of 0:00 today (cumulative since 3 January 2020)

	Total	City							
		Seoul	Busan	Daegu	Incheon	Gwangju	Daejeon	Ulsan	Sejong
New	1,029	382	39	20	46	9	5	7	0
Cumulative	43,513*	13,637*	1,379	7,369	2,040*	764	650	478	106
	Total	Province							
		Gyeonggi	Gangwon	Chung-buk	Chung-nam	Jeon-buk	Jeon-nam	Gyeong-buk	Gyeong-nam
New	264	27	103	24	13	5	29	32	24
Cumulative	10,436*	855	691	1,147	573	441	1,867	903	177

* Stats correction: Dec. 8. 0:00 Incheon-1, Gyeonggi +1 / Dec.16. 0:00 Seoul-1(Local→Imported) / Dec.18. 0:00 Gyeonggi +2

Imported cases, as of 0:00 today (cumulative since 3 January 2020)

	Total	Region/Country						Where confirmed		Nationality	
		China	Asia ex-China	Europe	America	Africa	Oceania	Point of Entry	Community	Korean	Other
New	24	2	5	2	14	1	0	4	20	13	11
Total	5,057*	34 (0.7%)	2,385* (47.2%)	910 (18.0%)	1,544 (30.5%)	164 (3.2%)	20 (0.4%)	2,324 (46.0%)	2,733* (54.0%)	2,751* (54.4%)	2,306 (45.6%)

※ China: 2 / Asia excluding China: Russia 4, Azerbaijan 1 / Europe: Ukraine 1, Malta 1 / Americas: US 14 / Africa: South Africa 1

* Note: change of expected country of transmission according to investigation results (Dec 16. 0:00 local (Seoul, 1) → Imported case (Asia, 1)

Case status, as of 0:00 today (cumulative since 3 January 2020)

	Discharged from isolation	Under isolation	Severe/critical cases	Deceased
As of 0:00 18 December (Fri)	33,982	12,890 ¹	246	645
As of 0:00 19 December (Sat)	34,334	13,577	275	659
Difference	(+)352	(+)687	(+)29	(+)14

* Based on case data reported to the KDCA

** Severe/Critical: patients treated with high flow oxygen therapy, mechanical ventilator, ECMO (Extracorporeal Membrane Oxygenation), CRRT (Continuous Renal Replacement Therapy)

1: Stats correction: Dec.18. 0:00 Gyeonggi +2

※ Figures subject to correction based on findings from epidemiological investigations



KDCA

Korea Disease Control and Prevention Agency

Updates on COVID-19 in Republic of Korea

19 December 2020

Recent major local clusters as of 12:00 today

Location	Cluster	New cases	Total cases
Seoul Seongbuk-gu	Religious facility	9	24
Seoul Guro-go	Convalescent Hospital / Nursing Home	10	31
Seoul Yongsan-gu	Construction site	4	92
Gyeonggi Yongin-si	Religious facility	12	13
Gyeonggi Yeosu-si	Religious facility	13	14
Gyeonggi Bucheon-si	Convalescent hospital	17	134
Gyeonggi Goyang-si	Convalescent hospital	3	40
Gyeonggi Ansan-si	Fabric manufacturing plant	10	34
Chungbuk cheongju-si	Nursing Home	60	61
Chungbuk Goesan-gun/Umsung-gun	Hospital	36	58
Chungnam Dangjin-si	Religious facility	14	139
Daegu Nam-gu	Call Center	8	9
Daegu Nam-gu	Religious facility	5	17
Jeju Jeju-si	Religious facility	10	54

** The specific figures may differ from the daily reported statistics or figures disclosed by local municipalities due to factors such as report timing and differences in the time period considered*

- KDCA has launched temporary screening stations for Seoul, Gyeonggi and Incheon since December 14th and as of December 19th there are 131 stations under operation.
- Between December 14~19 a total number of 119,207 tests were conducted. In detail, 114,872 nasal swab PCR tests, 1,687 saliva PCR tests, 2,635 rapid antigen tests, and 13 secondary nasal swab PCR tests for confirmatory testing as a follow-up of rapid antigen tests being positive. Among these, 286 are confirmed and investigation is underway.



KDCA

Korea Disease Control and Prevention Agency

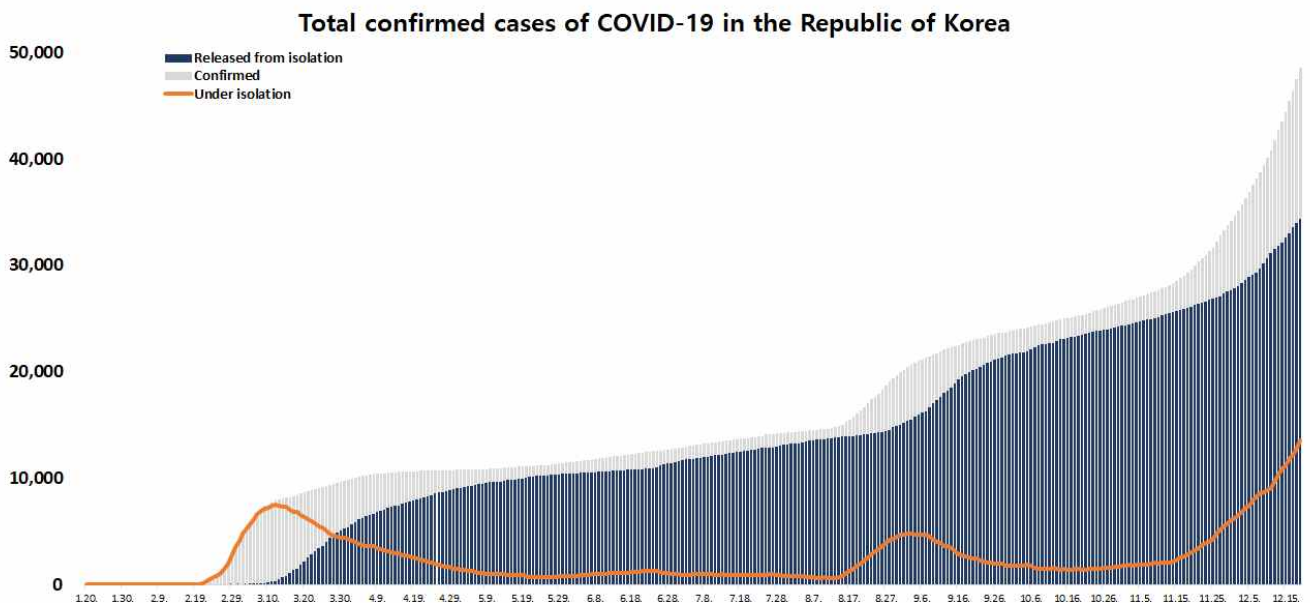
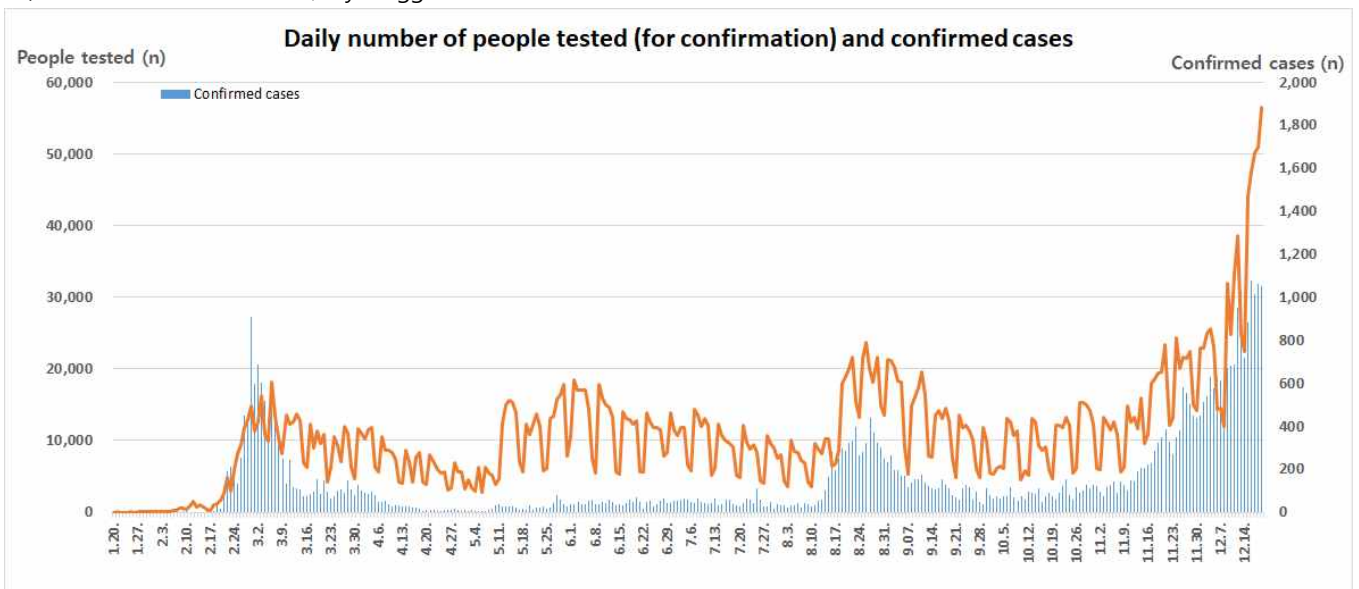
Updates on COVID-19 in Republic of Korea

19 December 2020

Overall case and test status as of 0:00 today (cumulative since 3 January 2020)

Period (since 3 Jan)	Total	Tested positive (PCR)				Testing in progress	Tested negative (PCR)
		Confirmed	Discharged from isolation	Under isolation	Deceased		
As of 0:00 18 December (Fri)	3,589,797 ¹⁾	47,517 ¹⁾	33,982	12,890 ¹⁾	645	110,618	3,431,662
As of 0:00 19 December (Sat)	3,646,247	48,570	34,334	13,577	659	126,233	3,471,444
Difference	+56,450	+1,053	+352	+687	+14	+15,615	+39,782

* Based on case data reported to the KDCA
 ** Testing in progress includes number of completed tests with negative results that are being recorded with delays
 ※ Figures subject to correction based on findings from epidemiological investigations
 1) Correction: Dec 18. 0:00, Gyeonggi +2





KDCA

Korea Disease Control and
Prevention Agency

Updates on COVID-19 in Republic of Korea

19 December 2020

Regional distribution of cases as of 0:00 today (cumulative since 3 January 2020)

Region	New cases		Total cases	(%)	Incidence rate* (per 100,000)
	Local	Imported			
Seoul	382	2	14,240	(29.32)	146.30
Busan	39	0	1,460	(3.01)	42.79
Daegu	20	0	7,472	(15.38)	306.67
Incheon	46	0	2,186 ¹⁾	(4.50)	73.95
Gwangju	9	0	852	(1.75)	58.49
Daejeon	5	0	693	(1.43)	47.01
Ulsan	7	2	539	(1.11)	46.99
Sejong	0	0	128	(0.26)	37.39
Gyeonggi	264	14	11,453 ¹⁾	(23.58)	86.44
Gangwon	27	0	896	(1.84)	58.16
Chungbuk	103	0	756	(1.56)	47.27
Chungnam	24	0	1,252	(2.58)	58.99
Jeonbuk	13	2	646	(1.33)	35.55
Jeonnam	5	0	495	(1.02)	26.55
Gyeongbuk	29	0	1,962	(4.04)	73.69
Gyeongnam	32	0	1,011	(2.08)	30.08
Jeju	24	0	205	(0.42)	30.56
Border Screening	0	4	2,324	(4.78)	-
Total	1029	24	48,570¹⁾	(100)	93.68

* Total (cumulative) number of cases reported since January 2020 of region / Population of region (based on resident registration data of the Ministry of the Interior as of January 2020)

* Incidence rate based on the number of confirmed cases with the address of the reporting institution

1) Correction: Dec. 8 0:00 Incheon -1, Gyeonggi +1 / Dec. 18. 0:00 Gyeonggi +2



KDCA

Korea Disease Control and
Prevention Agency

Updates on COVID-19 in Republic of Korea

19 December 2020

Confirmed cases by gender and age group

		New cases (%)	Total cases (%)	Incidence rate* (per 100,000)
Total		1,053 (100)	48,570 (100)	93.68
Sex	Male	475 (45.11)	23,245 (47.86)	89.88
	Female	578 (54.89)	25,325 (52.14)	97.46
Age	80 or above	77 (7.31)	2,327 (4.79)	122.52
	70-79	82 (7.79)	3,813 (7.85)	105.71
	60-69	176 (16.71)	7,534 (15.51)	118.75
	50-59	218 (20.70)	8,974 (18.48)	103.54
	40-49	154 (14.62)	6,823 (14.05)	81.33
	30-39	112 (10.64)	6,155 (12.67)	87.37
	20-29	135 (12.82)	8,318 (17.13)	122.21
	10-19	66 (6.27)	3,035 (6.25)	61.43
	0-9	33 (3.13)	1,591 (3.28)	38.35

* Total (cumulative) number of cases reported since January 2020 by sex and age / Population by sex and age (based on resident registration data of the Ministry of the Interior as of January 2020)

※ Figures subject to correction based on findings from epidemiological investigations

Deaths by gender and age group

		New deaths (%)	Total deaths (%)	Case fatality rate (%)
Total		14 (100)	659 (100)	1.36
Sex	Male	3 (21.43)	339 (51.44)	1.46
	Female	11 (78.57)	320 (48.56)	1.26
Age	80 or above	10 (71.43)	347 (52.66)	14.91
	70-79	2 (14.29)	199 (30.20)	5.22
	60-69	0 (0.00)	77 (11.68)	1.02
	50-59	2 (14.29)	28 (4.25)	0.31
	40-49	0 (0.00)	6 (0.91)	0.09
	30-39	0 (0.00)	2 (0.30)	0.03
	20-29	0 (0.00)	0 (0.00)	0.00
	10-19	0 (0.00)	0 (0.00)	0.00
	0-9	0 (0.00)	0 (0.00)	0.00

* Case fatality rate (CFR) (%) = Number of deaths / Number of confirmed cases x 100

※ Figures subject to correction based on findings from epidemiological investigations



KDCA

Korea Disease Control and Prevention Agency

Updates on COVID-19 in Republic of Korea

19 December 2020

AGE DISTRIBUTION OF SEVERE/CRITICAL CASES

	12.6.	12.7.	12.8.	12.9.	12.10.	12.11.	12.12.	12.13.	12.14.	12.15.	12.16.	12.17.	12.18.	12.19.
Total	125	126	134	149	172	169	179	179	185	205	226	242	246	275

	Severe/Critical	(%)
Total	275	(100.0)
80 and above	56	(20.4)
70-79	106	(38.5)
60-69	74	(26.9)
50-59	30	(10.9)
40-49	5	(1.8)
30-39	3	(1.1)
20-29	1	(0.4)
10-19	0	(0.0)
0-9	0	(0.0)

* Severe/Critical: patients treated with high flow oxygen therapy, mechanical ventilator, ECMO (Extracorporeal Membrane Oxygenation), CRRT (Continuous Renal Replacement Therapy)

* ICU treatment is decided based on the need for intensive care based on factors such as clinical condition and presence of any underlying medical condition and may differ from severe and critical case classification criteria. The number of severe/critical cases may not match the number of patients in ICU.

※ Figures subject to correction based on findings from epidemiological investigations



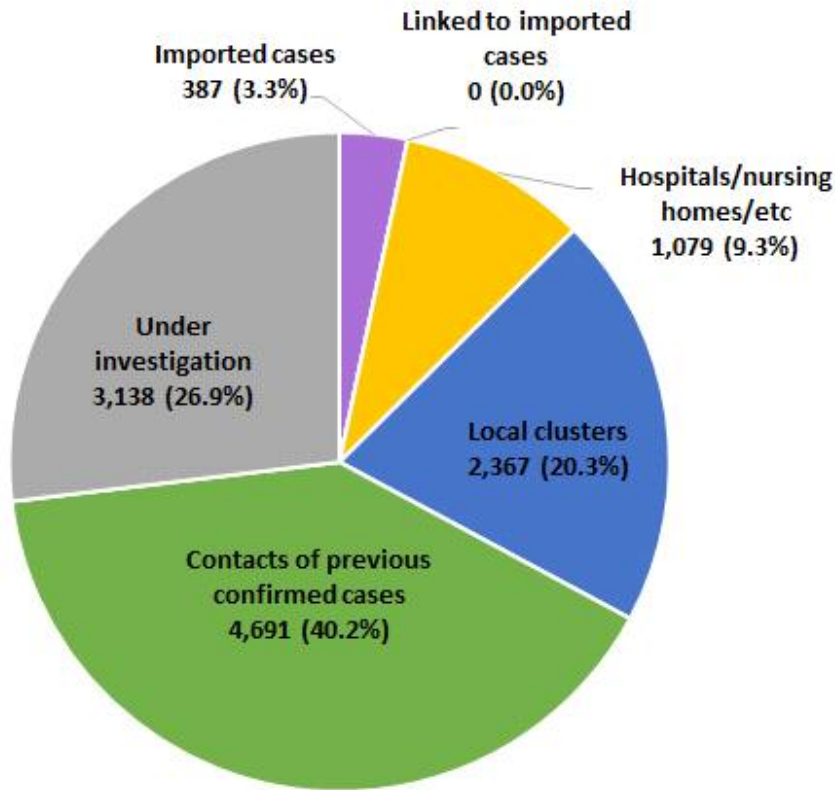
KDCA

Korea Disease Control and Prevention Agency

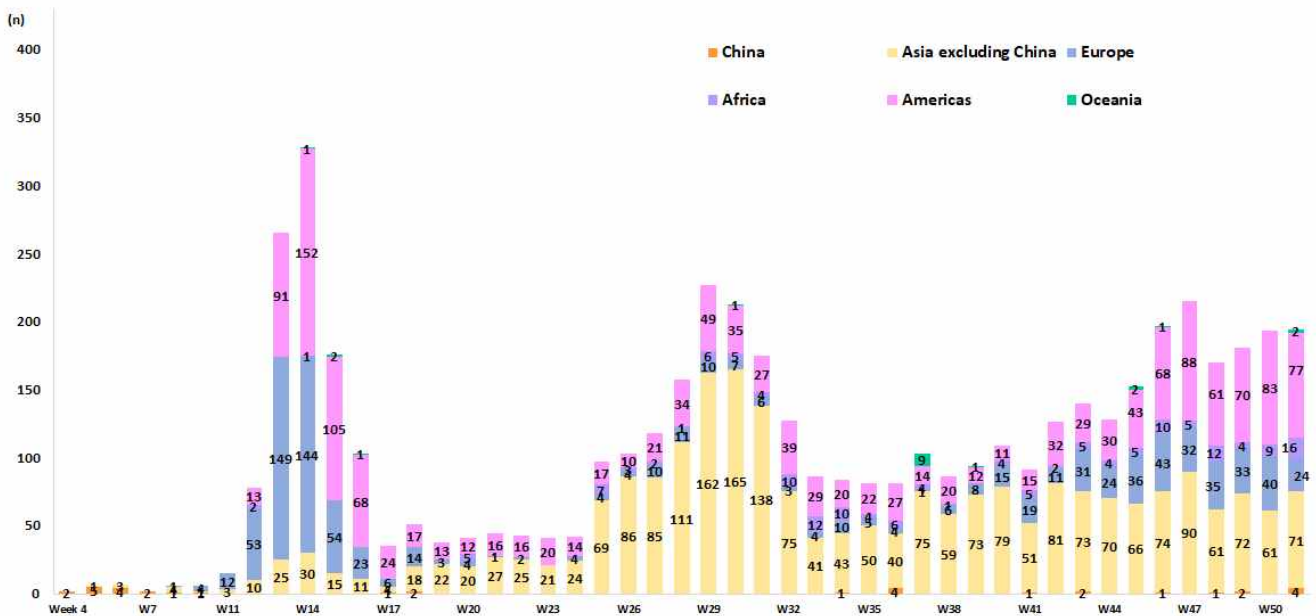
Updates on COVID-19 in Republic of Korea

19 December 2020

NEW CASES (LAST 2 WEEKS) BY CHAIN OF TRANSMISSION



IMPORTED CASES





KDCA

Korea Disease Control and Prevention Agency

Updates on COVID-19 in Republic of Korea

19 December 2020

REGIONAL DISTRIBUTION AND EPIDEMIOLOGICAL LINKS OF CONFIRMED CASES

Region	Confirmed cases									Other major clusters
	Total	Imported cases	Clusters				Other*	Under investigation	New cases	
			Sub-total	Shin-cheonji cluster	Other local clusters	Imported related				
Seoul	14,240	603	6,016	8	5,928	80	4,363	3,258	384	Past large clusters: • Sarang Jeil Church (1173) • Aug 15 Seoul rallies (650) • Nightclubs (277) • Yongjin Woori Jeil Church (221) • Richway (210) • Guro-gu call center (170) • Gyeonggi SRC Convalescent Hospital (163) • Coupang fulfillment center (152) • Gwangju door-to-door sales (150) • Newly planted churches group (119)
Busan	1,460	81	954	12	887	55	253	172	39	
Daegu	7,472	103	5,580	4,512	1,061	7	995	794	20	
Incheon	2,186	146	1,120	2	1,109	9	585	335	46	
Gwangju	852	88	618	9	603	6	80	66	9	
Daejeon	693	43	375	2	372	1	180	95	5	
Ulsan	539	61	393	16	373	4	53	32	9	
Sejong	128	22	70	1	68	1	20	16	0	
Gyeonggi	11,453	1,017	4,863	29	4,766	68	3,456	2,117	278	
Gangwon	896	41	578	17	560	1	166	111	27	
Chungbuk	756	65	346	6	333	7	229	116	103	
Chungnam	1,252	105	696	0	695	1	276	175	24	
Jeonbuk	646	73	422	1	421	0	98	53	15	
Jeonnam	495	54	342	1	339	2	61	38	5	
Gyeongbuk	1,962	95	1,401	565	836	0	284	182	29	
Gyeongnam	1,011	108	613	32	578	3	180	110	32	
Jeju	205	28	94	0	93	1	51	32	24	
Ports of Entry	2,324	2,324	0	0	0	0	0	0	4	
Total	48,570 (%)	5,057 (10.4)	24,481 (50.4)	5,213 (10.7)	19,022 (39.2)	246 (0.5)	11,330 (23.3)	7,702 (15.9)	1,053	

* Includes contacts of confirmed cases

※ The interim classification is based on the reporting location, which may change depending on further epidemiological investigation.