

Updates on COVID-19 in Republic of Korea

20 December 2020

Local transmission cases as of 0:00 today (cumulative since 3 January 2020)

	Total	City							
		Seoul	Busan	Daegu	Incheon	Gwangju	Daejeon	Ulsan	Sejong
New	1,072	470	33	25	62	13	3	5	0
Cumulative	44,583*	14,105*	1,412	7,394	2,102	777	653	483	106
	Total	Province							
		Gyeonggi	Gangwon	Chung-buk	Chung-nam	Jeon-buk	Jeon-nam	Gyeong-buk	Gyeong-nam
New	244	55	14	19	29	4	23	49	24
Cumulative	10,680	910	705	1,166	602	445	1,890	952	201

* Corrected local reporting error (December 19, 0:00, Seoul -2)

Imported cases, as of 0:00 today (cumulative since 3 January 2020)

	Total	Region/Country						Where confirmed		Nationality	
		China	Asia ex-China	Europe	America	Africa	Oceania	Point of Entry	Community	Korean	Other
New	25	0	9	6	10	0	0	9	16	18	7
Total	5,082	34 (0.7%)	2,394 (47.1%)	916 (18.0%)	1,554 (30.6%)	164 (3.2%)	20 (0.4%)	2,333 (45.9%)	2,749 (54.1%)	2,769 (54.5%)	2,313 (45.5%)

* Asia excluding China: Philippines 2, Kyrgyzstan 1, Indonesia 3, Russia 3, Europe: Poland 3, Ukraine 1, Switzerland 1, UK 1, America: US 6, Mexico 3, Brazil 1

Case status, as of 0:00 today (cumulative since 3 January 2020)

	Discharged from isolation	Under isolation	Severe/critical cases	Deceased
As of 0:00 19 December (Sat)	34,334	13,575¹⁾	275	659
As of 0:00 20 December (Sun)	34,722	14,269	278	674
Difference	(+)388	(+)694	(+)3	(+)15

* Based on case data reported to the KDCA

** Severe/Critical: patients treated with high flow oxygen therapy, mechanical ventilator, ECMO (Extracorporeal Membrane Oxygenation), CRRT (Continuous Renal Replacement Therapy)

※ Figures subject to correction based on findings from epidemiological investigations

1) Corrected local reporting error (December 19, 0:00, Seoul -2)

Updates on COVID-19 in Republic of Korea

20 December 2020

Recent major local clusters as of 12:00 today

Location	Cluster	New cases	Total cases
Seoul Guro-gu	Convalescent hospital	23	54
Seoul Gangseo-gu	Religious facility	11	203
Seoul Songpa-gu	Correctional facility	188	215
Gyeonggi Paju-si	Welfare facilities	11	12
Gyeonggi Uijeongbu-si	Private Educational Institute	15	16
Gyeonggi Pocheon-si	Golf club	14	15
Gyeonggi Bucheon-si	Real estate developer	13	14
Gyeonggi Anyang-si	Childcare facilities	11	12
Gyeonggi Goyang-si	Convalescent hospital	6	46
Incheon Bupyeong-gu	Insurance company	14	15
Gangwon Wonju-si	Social gathering	13	14
Gangwon Pyungchang-gun	Ski resort	3	20
Daegu Dalsung-gun/Gyeongsan-si/J eonbuk iksan-si	Religious facility		96
Gyeongbuk Yeongju-si	Religious facility	5	6
Busan Gangseo-gu	Logistics company	10	11
Gyeongnam Geoje-si	Company	18	19
Jeonbuk Sunchang-gun	Convalescent hospital	16	17
Jeju Jeju-si	Religious facility	26	80

* The specific figures may differ from the daily reported statistics or figures disclosed by local municipalities due to factors such as report timing and differences in the time period considered

Updates on COVID-19 in Republic of Korea

20 December 2020

Overall case and test status as of 0:00 today (cumulative since 3 January 2020)

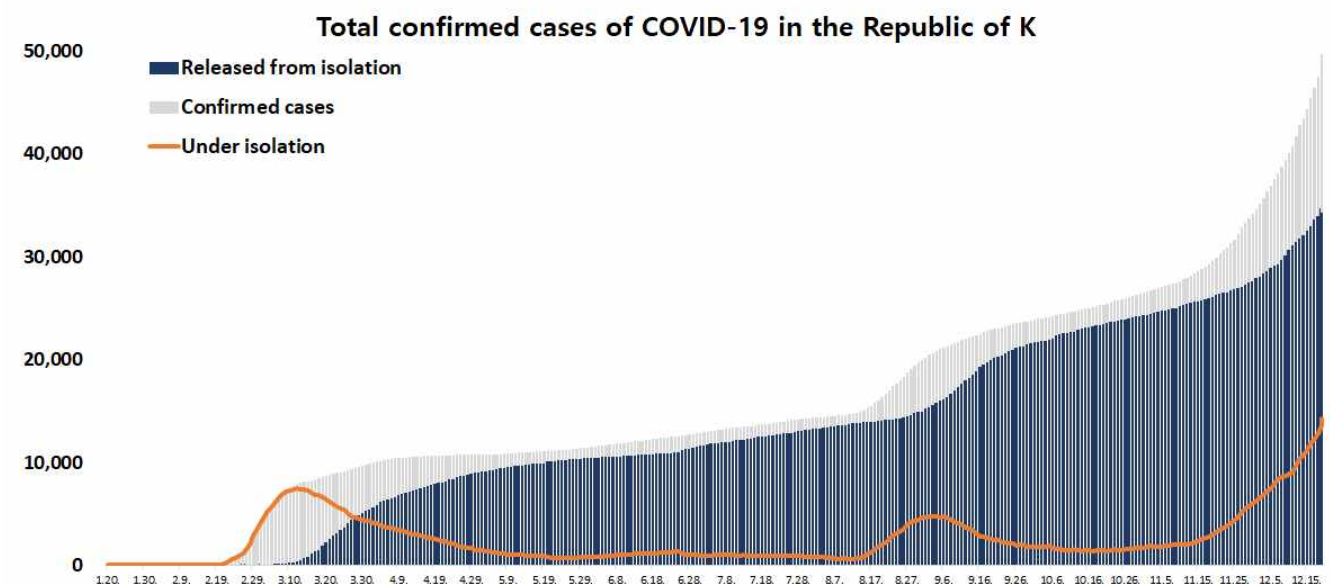
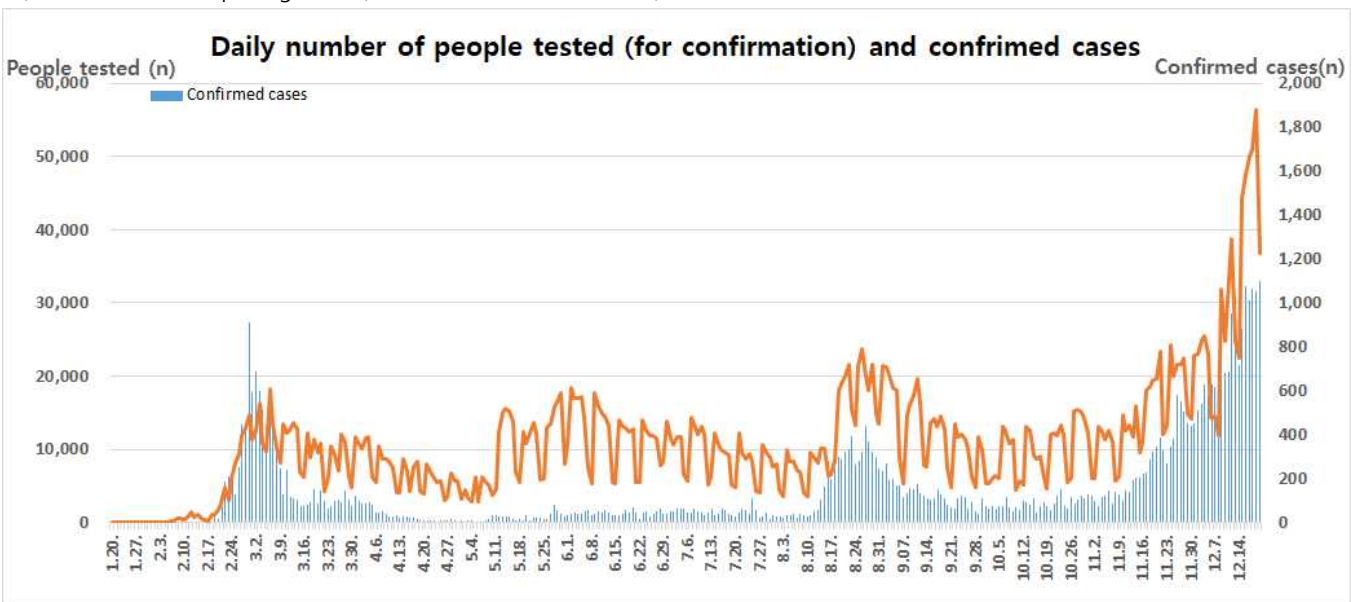
Period (since 3 Jan)	Total	Tested positive (PCR)				Testing in progress	Tested negative (PCR)
		Confirmed	Discharged from isolation	Under isolation	Deceased		
As of 0:00 19 December (Wed)	3,646,247	48,568 ¹⁾	34,334	13,575 ¹⁾	659	126,233	3,471,446)
As of 0:00 20 December (Thur)	3,683,094	49,665	34,722	14,269	674	139,475	3,493,954
Difference	+36,847	+1,097	+388	+694	+15	+13,242	+22,508

* Based on case data reported to the KDCA

** Testing in progress includes number of completed tests with negative results that are being recorded with delays

※ Figures subject to correction based on findings from epidemiological investigations

1) Corrected local reporting error (December 19, 0:00, Seoul -2)



Updates on COVID-19 in Republic of Korea

20 December 2020

Regional distribution of cases as of 0:00 today (cumulative since 3 January 2020)

Region	New cases		Total cases	(%)	Incidence rate* (per 100,000)
	Local	Imported			
Seoul	470	3	14,711 ¹⁾	(29.62)	151.14
Busan	33	0	1,493	(3.01)	43.76
Daegu	25	0	7,497	(15.10)	307.70
Incheon	62	0	2,248	(4.53)	76.05
Gwangju	13	1	866	(1.74)	59.45
Daejeon	3	0	696	(1.40)	47.21
Ulsan	5	1	545	(1.10)	47.51
Sejong	0	1	129	(0.26)	37.68
Gyeonggi	244	5	11,702	(23.56)	88.31
Gangwon	55	0	951	(1.91)	61.73
Chungbuk	14	0	770	(1.55)	48.14
Chungnam	19	1	1,272	(2.56)	59.93
Jeonbuk	29	0	675	(1.36)	37.14
Jeonnam	4	0	499	(1.00)	26.76
Gyeongbuk	23	2	1,987	(4.00)	74.63
Gyeongnam	49	2	1,062	(2.14)	31.59
Jeju	24	0	229	(0.46)	34.14
Border Screening	0	9	2,333	(4.70)	-
Total	1,072	25	49,665¹⁾	(100)	95.79

* Total (cumulative) number of cases reported since January 2020 of region / Population of region (based on resident registration data of the Ministry of the Interior as of January 2020)

* Incidence rate based on the number of confirmed cases with the address of the reporting institution

1) Corrected local reporting error (December 19, 0:00, Seoul -2)

Updates on COVID-19 in Republic of Korea

20 December 2020

Confirmed cases by gender and age group

		New cases (%)	Total cases (%)	Incidence rate* (per 100,000)
Total		1,097 (100)	49,665 (100)	95.79
Sex	Male	625 (56.97)	23,868 (48.06)	92.29
	Female	472 (43.03)	25,797 (51.94)	99.28
Age	80 or above	47 (4.28)	2,374 (4.78)	125.00
	70-79	79 (7.20)	3,892 (7.84)	107.90
	60-69	188 (17.14)	7,722 (15.55)	121.72
	50-59	233 (21.24)	9,207 (18.54)	106.23
	40-49	153 (13.95)	6,975 (14.04)	83.14
	30-39	142 (12.94)	6,297 (12.68)	89.38
	20-29	137 (12.49)	8,455 (17.02)	124.22
	10-19	71 (6.47)	3,105 (6.25)	62.85
0-9	47 (4.28)	1,638 (3.30)	39.48	

* Total (cumulative) number of cases reported since January 2020 by sex and age / Population by sex and age (based on resident registration data of the Ministry of the Interior as of January 2020)

※ Figures subject to correction based on findings from epidemiological investigations

Deaths by gender and age group

		New deaths (%)	Total deaths (%)	Case fatality rate (%)
Total		15 (100)	674 (100)	1.36
Sex	Male	6 (40.00)	345 (51.19)	1.45
	Female	9 (60.00)	329 (48.81)	1.28
Age	80 or above	10 (66.67)	357 (52.97)	15.04
	70-79	1 (6.67)	200 (29.67)	5.14
	60-69	4 (26.67)	81 (12.02)	1.05
	50-59	0 (0.00)	28 (4.15)	0.30
	40-49	0 (0.00)	6 (0.89)	0.09
	30-39	0 (0.00)	2 (0.30)	0.03
	20-29	0 (0.00)	0 (0.00)	0.00
	10-19	0 (0.00)	0 (0.00)	0.00
0-9	0 (0.00)	0 (0.00)	0.00	

* Case fatality rate (CFR) (%) = Number of deaths / Number of confirmed cases x 100

※ Figures subject to correction based on findings from epidemiological investigations

Updates on COVID-19 in Republic of Korea

20 December 2020

AGE DISTRIBUTION OF SEVERE/CRITICAL CASES

	12.7.	12.8.	12.9.	12.10.	12.11.	12.12.	12.13.	12.14.	12.15.	12.16.	12.17.	12.18.	12.19.	12.20.
Total	126	134	149	172	169	179	179	185	205	226	242	246	275	278

	Severe/Critical	(%)
Total	278	(100.0)
80 and above	56	(20.1)
70-79	107	(38.5)
60-69	76	(27.3)
50-59	31	(11.2)
40-49	5	(1.8)
30-39	3	(1.1)
20-29	0	(0.0)
10-19	0	(0.0)
0-9	0	(0.0)

* Severe/Critical: patients treated with high flow oxygen therapy, mechanical ventilator, ECMO (Extracorporeal Membrane Oxygenation), CRRT (Continuous Renal Replacement Therapy)

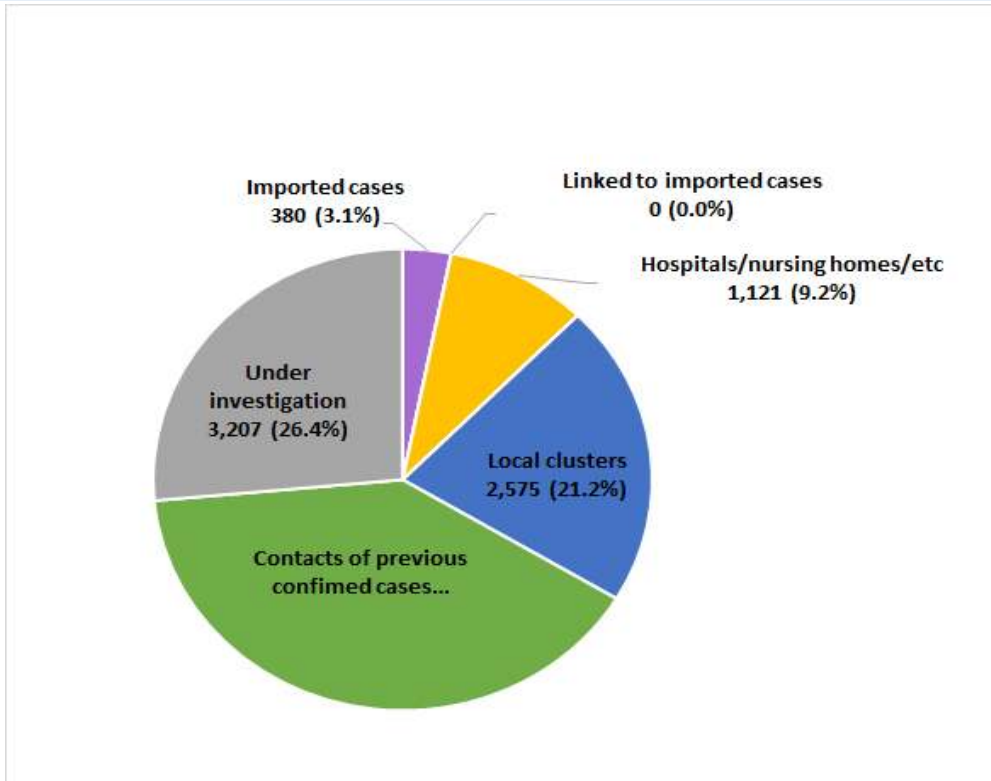
* ICU treatment is decided based on the need for intensive care based on factors such as clinical condition and presence of any underlying medical condition and may differ from severe and critical case classification criteria. The number of severe/critical cases may not match the number of patients in ICU.

※ Figures subject to correction based on findings from epidemiological investigations

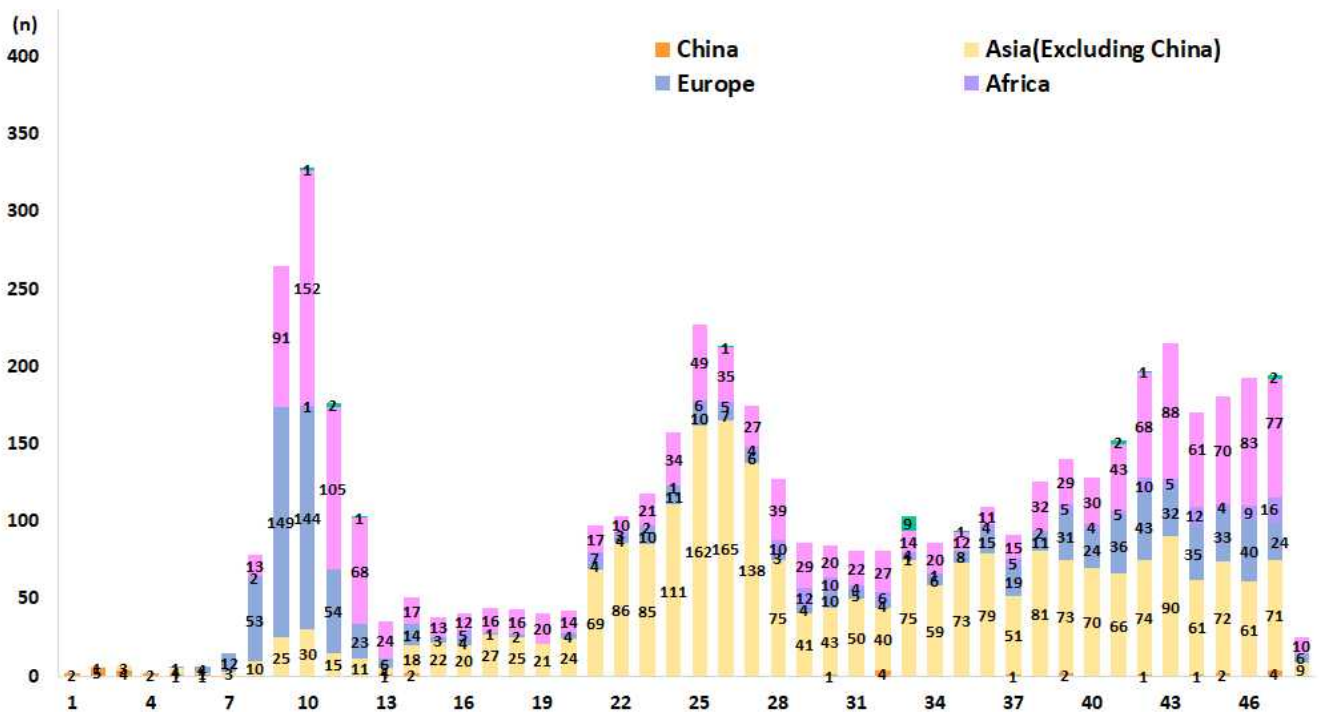
Updates on COVID-19 in Republic of Korea

20 December 2020

NEW CASES (LAST 2 WEEKS) BY CHAIN OF TRANSMISSION



IMPORTED CASES



Updates on COVID-19 in Republic of Korea

20 December 2020

REGIONAL DISTRIBUTION AND EPIDEMIOLOGICAL LINKS OF CONFIRMED CASES

Region	Confirmed cases									Other major clusters
	Total	Imported cases	Clusters				Other*	Under investigation	New cases	
			Sub-total	Shin-cheonji cluster	Other local clusters	Imported related				
Seoul	14,711	606	6,223	8	6,135	80	4,506	3,376	473	Past large clusters: • Sarang Jeil Church (1173) • Aug 15 Seoul rallies (650) • Nightclubs (277) • Yongjin Woori Jeil Church (221) • Richway (210) • Guro-gu call center (170) • Coupang fulfillment center (152) • Gwangju door-to-door sales (150) • Newly planted churches group (119)
Busan	1,493	81	979	12	912	55	276	157	33	
Daegu	7,497	103	5,592	4,512	1,073	7	1,006	796	25	
Incheon	2,248	146	1,131	2	1,120	9	626	345	62	
Gwangju	866	89	619	9	604	6	89	69	14	
Daejeon	696	43	375	2	372	1	182	96	3	
Ulsan	545	62	397	16	377	4	54	32	6	
Sejong	129	23	70	1	68	1	20	16	1	
Gyeonggi	11,702	1,022	4,946	29	4,849	68	3,575	2,159	249	
Gangwon	951	41	628	17	610	1	176	106	55	
Chungbuk	770	65	348	6	335	7	237	120	14	
Chungnam	1,272	106	696	0	695	1	283	187	20	
Jeonbuk	675	73	445	1	444	0	100	57	29	
Jeonnam	499	54	346	1	343	2	61	38	4	
Gyeongbuk	1,987	97	1,411	565	846	0	294	185	25	
Gyeongnam	1,062	110	646	32	611	3	190	116	51	
Jeju	229	28	111	0	110	1	59	31	24	
Ports of Entry	2,333	2,333	0	0	0	0	0	0	9	
Total	49,665 (%)	5,082 (10.2)	24,963 (50.3)	5,213 (10.5)	19,504 (39.3)	246 (0.5)	11,734 (23.6)	7,886 (15.9)	1,097	

* Includes contacts of confirmed cases

※ The interim classification is based on the reporting location, which may change depending on further epidemiological investigation.