



KDCA

Korea Disease Control and Prevention Agency

# Updates on COVID-19 in Republic of Korea

22 December 2020

## Local transmission cases as of 0:00 today (cumulative since 3 January 2020)

	Total	City							
		Seoul	Busan	Daegu	Incheon	Gwangju	Daejeon	Ulsan	Sejong
<b>New</b>	<b>824</b>	<b>309</b>	<b>26</b>	<b>39</b>	<b>44</b>	<b>26</b>	<b>9</b>	<b>6</b>	<b>1</b>
<b>Cumulative</b>	<b>46,299</b>	<b>14,741</b>	<b>1,457</b>	<b>7,454</b>	<b>2,231</b>	<b>814</b>	<b>665</b>	<b>506</b>	<b>107</b>
	Total	Province							
		Gyeonggi	Gangwon	Chung-buk	Chung-nam	Jeon-buk	Jeon-nam	Gyeong-buk	Gyeong-nam
<b>New</b>	<b>193</b>	<b>23</b>	<b>30</b>	<b>15</b>	<b>4</b>	<b>4</b>	<b>58</b>	<b>18</b>	<b>19</b>
<b>Cumulative</b>	<b>11,110</b>	<b>955</b>	<b>764</b>	<b>1,197</b>	<b>617</b>	<b>457</b>	<b>1,996</b>	<b>985</b>	<b>243</b>

## Imported cases, as of 0:00 today (cumulative since 3 January 2020)

	Total	Region/Country						Where confirmed		Nationality	
		China	Asia ex-China	Europe	America	Africa	Oceania	Point of Entry	Community	Korean	Other
<b>New</b>	<b>45</b>	<b>0</b>	<b>20</b>	<b>4</b>	<b>19</b>	<b>2</b>	<b>0</b>	<b>18</b>	<b>27</b>	<b>24</b>	<b>21</b>
<b>Total</b>	<b>5,161</b>	<b>34</b> (0.7%)	<b>2,427</b> (47.0%)	<b>928</b> (18.0%)	<b>1,586</b> (30.7%)	<b>166</b> (3.2%)	<b>20</b> (0.4%)	<b>2,361</b> (45.7%)	<b>2,800</b> (54.3%)	<b>2,814</b> (54.5%)	<b>2,347</b> (45.5%)

\* Asia excluding China: Nepal 1, Philippines 1, Kyrgyzstan 1, India 1, Myanmar 1, Russia 9, Indonesia 5, UAE 1, Europe: Ukraine 1, Sweden 1, Austria 1, Yugoslavia 1, America: US 16, Mexico 2, Brazil 1, Africa: Kenya 1, Cameroon 1

## Case status, as of 0:00 today (cumulative since 3 January 2020)

	Discharged from isolation	Under isolation	Severe/critical cases	Deceased
<b>As of 0:00 21 December (Mon)</b>	<b>35,155</b>	<b>14,738</b>	<b>274</b>	<b>698</b>
<b>As of 0:00 22 December (Tues)</b>	<b>35,928</b>	<b>14,810</b>	<b>281</b>	<b>722</b>
<b>Difference</b>	<b>(+)773</b>	<b>(+)72</b>	<b>(+)7</b>	<b>(+)24</b>

\* Based on case data reported to the KDCA

\*\* Severe/Critical: patients treated with high flow oxygen therapy, mechanical ventilator, ECMO (Extracorporeal Membrane Oxygenation), CRRT (Continuous Renal Replacement Therapy)

※ Figures subject to correction based on findings from epidemiological investigations



KDCA

Korea Disease Control and  
Prevention Agency

# Updates on COVID-19 in Republic of Korea

22 December 2020

## Recent major local clusters as of 12:00 today

Location	Cluster	New cases	Total cases
Daegu Dong-gu	Religious facility	30	31
Jeju Jeju-si	Religious facility	12	112
Seoul Guro-gu	Convalescent hospital / nursing home	53	107
Gyeonggi Uijeongbu-si	Day care center	10	11
Chungbuk Cheongju-si	Nursing home	10	71
Chungbuk Goesan-gun / Eumseong-gun / Jincheon-gun	Hospital	28	86
Gwangju Buk-gu	Nursing home	16	17
Incheon	New Port Logistics Terminal	7	8
Incheon Jung-gu	Food processing company	16	17
Gangwon Donghae-si	Elementary school	16	45
Gangwon Gangneung-si	Family gathering	9	10
Gyeongbuk Cheongsong-gun	Social gathering	12	13

\* The specific figures may differ from the daily reported statistics or figures disclosed by local municipalities due to factors such as report timing and differences in the time period considered

## Weekly risk assessment indicators

		Week 48 (11.22~11.28.)	Week 49 (11.29.~12.05.)	Week 50 (12.06.~12.12.)	Week 51 (12.13.~12.19.)
Daily average confirmed cases (n)	Local	400.1	487.7	661.7	<b>949.0</b>
	Imported	24.3	25.9	27.6	<b>27.7</b>
	Total	424.4	513.6	689.3	<b>976.7</b>
Cases with chain of transmission under investigation (n)		14.2(421/2,971)	17.0(611/3,595)	22.6(1,091/4,825)	<b>29.9(2,047/6,837)</b>
Percentage under management (Percent of new cases confirmed while under self-quarantine)		39.6	43.4	37.9	<b>31.6</b>
New clusters		42(+22)	54(+52)	45(+292)	<b>34</b>
Reproduction number (Rt)		1.43	1.23	1.18	<b>1.28</b>
Average critical/severe patients(n)		80	101	151	<b>223</b>
Number of deaths (n)		19	18	38	<b>81</b>
Number of ICU available		86	55	62	<b>38</b>

※ Figures subject to change upon new findings from investigation

\* Reclassified due to epidemiological link found



KDCA

Korea Disease Control and Prevention Agency

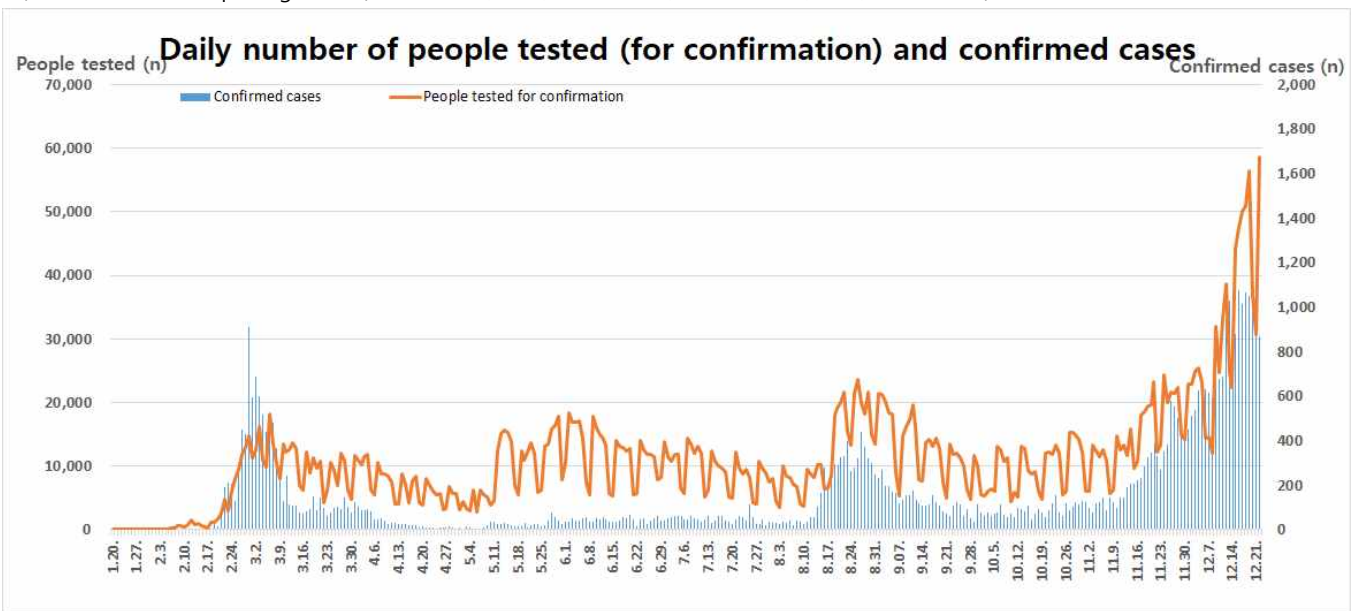
# Updates on COVID-19 in Republic of Korea

22 December 2020

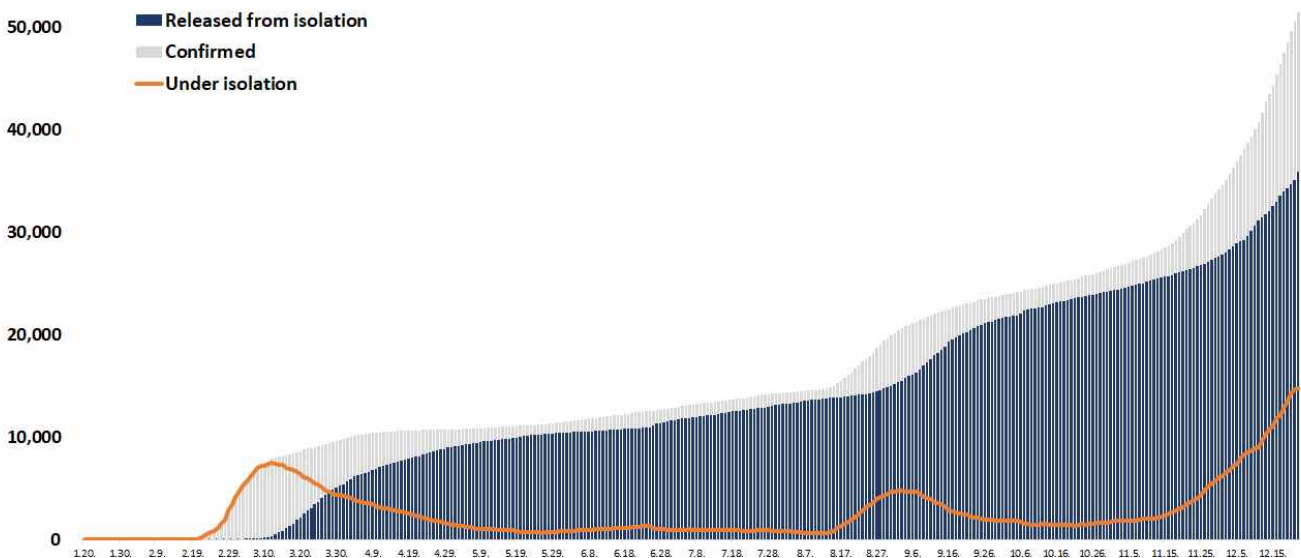
Overall case and test status as of 0:00 today (cumulative since 3 January 2020)

Period (since 3 Jan)	Total	Tested positive (PCR)				Testing in progress	Tested negative (PCR)
		Confirmed	Discharged from isolation	Under isolation	Deceased		
As of 0:00 21 December (Mon)	3,713,861	50,591	35,155	14,738	698	146,438	3,516,832
As of 0:00 22 December (Tues)	3,772,432	51,460	35,928	14,810	722	151,129	3,569,843
Difference	+58,571	+869	+773	+72	+24	+4,691	+53,011

\* Based on case data reported to the KDCA  
 \*\* Testing in progress includes number of completed tests with negative results that are being recorded with delays  
 ※ Figures subject to correction based on findings from epidemiological investigations  
 1) Corrected local reporting error (December 8, 0:00, Incheon -1, December 9, 0:00, Incheon -1)



Total confirmed cases of COVID-19 in the Republic of Korea





KDCA

Korea Disease Control and  
Prevention Agency

# Updates on COVID-19 in Republic of Korea

22 December 2020

## Regional distribution of cases as of 0:00 today (cumulative since 3 January 2020)

Region	New cases		Total cases	(% )	Incidence rate* (per 100,000)
	Local	Imported			
Seoul	309	8	15,356	(29.84)	157.76
Busan	26	0	1,539	(2.99)	45.11
Daegu	39	0	7,557	(14.69)	310.16
Incheon	44	1	2,381	(4.63)	80.54
Gwangju	26	0	905	(1.76)	62.13
Daejeon	9	0	708	(1.38)	48.03
Ulsan	6	0	568	(1.10)	49.52
Sejong	1	0	130	(0.25)	37.98
Gyeonggi	193	13	12,152	(23.61)	91.71
Gangwon	23	0	999	(1.94)	64.85
Chungbuk	30	1	834	(1.62)	52.14
Chungnam	15	2	1,305	(2.54)	61.49
Jeonbuk	4	0	692	(1.34)	38.08
Jeonnam	4	1	513	(1.00)	27.51
Gyeongbuk	58	1	2,094	(4.07)	78.65
Gyeongnam	18	0	1,095	(2.13)	32.58
Jeju	19	0	271	(0.53)	40.40
Border Screening	0	18	2,361	(4.59)	-
<b>Total</b>	<b>824</b>	<b>45</b>	<b>51,460</b>	<b>(100)</b>	<b>99.25</b>

\* Total (cumulative) number of cases reported since January 2020 of region / Population of region (based on resident registration data of the Ministry of the Interior as of January 2020)

\* Incidence rate based on the number of confirmed cases with the address of the reporting institution



KDCA

Korea Disease Control and Prevention Agency

# Updates on COVID-19 in Republic of Korea

22 December 2020

## Confirmed cases by gender and age group

		New cases (%)	Total cases (%)	Incidence rate* (per 100,000)
Total		869 (100)	51,460 (100)	99.25
Sex	Male	421 (48.45)	24,752 (48.10)	95.70
	Female	448 (51.55)	26,708 (51.90)	102.78
Age	80 or above	51 (5.87)	2,479 (4.82)	130.53
	70-79	86 (9.90)	4,065 (7.90)	112.69
	60-69	132 (15.19)	8,015 (15.58)	126.33
	50-59	180 (20.71)	9,582 (18.62)	110.56
	40-49	124 (14.27)	7,223 (14.04)	86.10
	30-39	104 (11.97)	6,518 (12.67)	92.52
	20-29	105 (12.08)	8,657 (16.82)	127.19
	0-9	31 (3.57)	1,715 (3.33)	41.34

\* Total (cumulative) number of cases reported since January 2020 by sex and age / Population by sex and age (based on resident registration data of the Ministry of the Interior as of January 2020)

※ Figures subject to correction based on findings from epidemiological investigations

## Deaths by gender and age group

		New deaths (%)	Total deaths (%)	Case fatality rate (%)
Total		24 (100)	722 (100)	1.40
Sex	Male	7 (29.17)	365 (50.55)	1.47
	Female	17 (70.83)	357 (49.45)	1.34
Age	80 or above	12 (50.00)	384 (53.19)	15.49
	70-79	7 (29.17)	211 (29.22)	5.19
	60-69	5 (20.83)	88 (12.19)	1.10
	50-59	0 (0.00)	29 (4.02)	0.30
	40-49	0 (0.00)	6 (0.83)	0.08
	30-39	0 (0.00)	4 (0.55)	0.06
	20-29	0 (0.00)	0 (0.00)	0.00
	0-9	0 (0.00)	0 (0.00)	0.00

\* Case fatality rate (CFR) (%) = Number of deaths / Number of confirmed cases x 100

※ Figures subject to correction based on findings from epidemiological investigations



KDCA

Korea Disease Control and  
Prevention Agency

# Updates on COVID-19 in Republic of Korea

22 December 2020

## AGE DISTRIBUTION OF SEVERE/CRITICAL CASES

	12.9.	12.10.	12.11.	12.12.	12.13.	12.14.	12.15.	12.16.	12.17.	12.18.	12.19.	12.20.	12.21.	12.22.
<b>Total</b>	149	172	169	179	179	185	205	226	242	246	275	278	274	281

	Severe/Critical	( % )
<b>Total</b>	<b>281</b>	<b>( 100.0 )</b>
80 and above	61	( 21.7 )
70-79	112	( 39.9 )
60-69	76	( 27.0 )
50-59	26	( 9.3 )
40-49	4	( 1.4 )
30-39	2	( 0.7 )
20-29	0	( 0.0 )
10-19	0	( 0.0 )
0-9	0	( 0.0 )

\* Severe/Critical: patients treated with high flow oxygen therapy, mechanical ventilator, ECMO (Extracorporeal Membrane Oxygenation), CRRT (Continuous Renal Replacement Therapy)

\* ICU treatment is decided based on the need for intensive care based on factors such as clinical condition and presence of any underlying medical condition and may differ from severe and critical case classification criteria. The number of severe/critical cases may not match the number of patients in ICU.

※ Figures subject to correction based on findings from epidemiological investigations



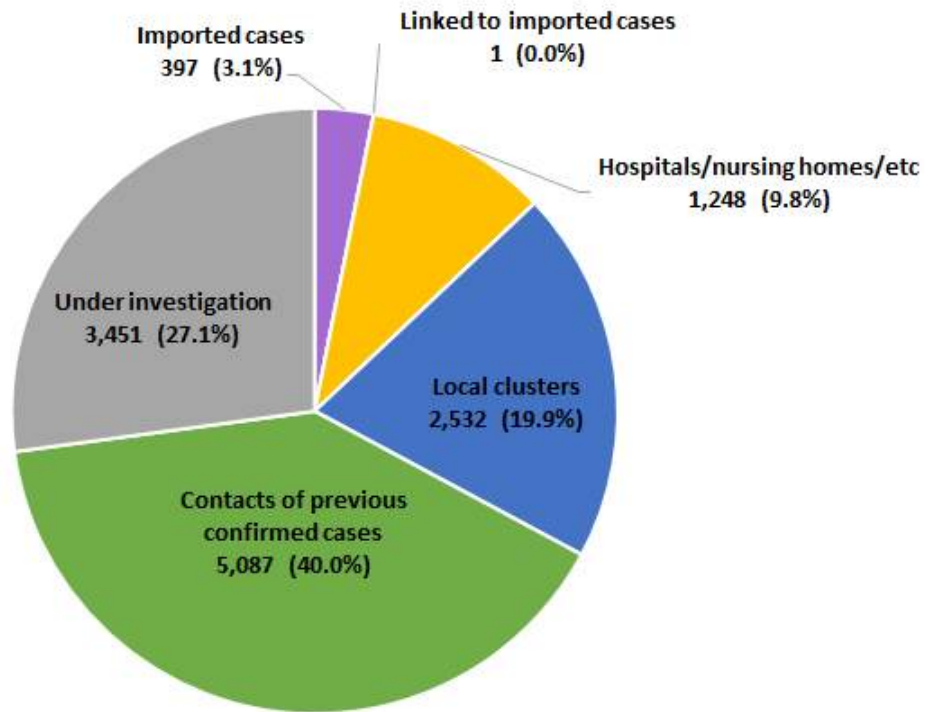
KDCA

Korea Disease Control and Prevention Agency

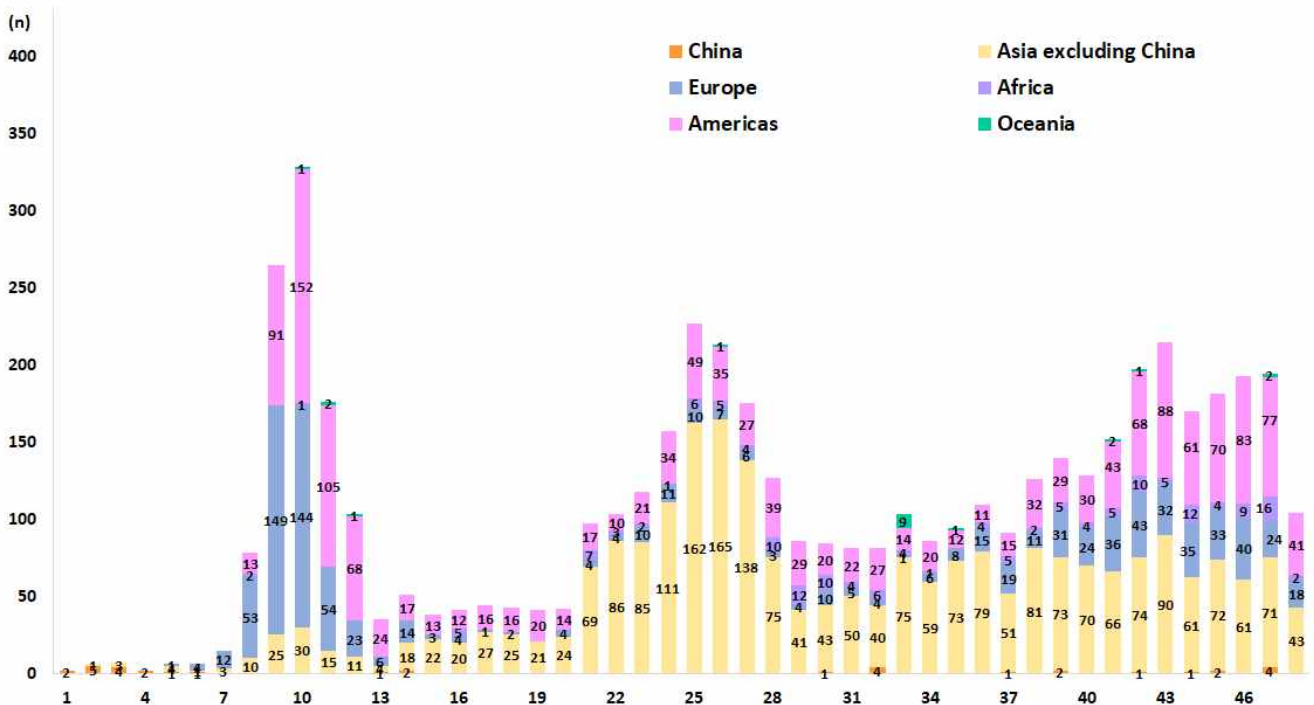
# Updates on COVID-19 in Republic of Korea

22 December 2020

## NEW CASES (LAST 2 WEEKS) BY CHAIN OF TRANSMISSION



## IMPORTED CASES





KDCA

Korea Disease Control and  
Prevention Agency

# Updates on COVID-19 in Republic of Korea

22 December 2020

## REGIONAL DISTRIBUTION AND EPIDEMIOLOGICAL LINKS OF CONFIRMED CASES

Region	Confirmed cases									Other major clusters
	Total	Imported cases	Clusters				Other*	Under investigation	New cases	
			Sub-total	Shin-cheonji cluster	Other local clusters	Imported related				
Seoul	15,356	615	6,346	8	6,258	80	4,786	3,609	317	Past large clusters: • Sarang Jeil Church (1173) • Aug 15 Seoul rallies (650) • Nightclubs (277) • Yongjin Woori Jeil Church (221) • Richway (210) • Guro-gu call center (170) • Gyeonggi SRC Convalescent Hospital (163) • Coupang fulfillment center (152) • Gwangju door-to-door sales (150) • Newly planted churches group (119)
Busan	1,539	82	989	12	922	55	292	176	26	
Daegu	7,557	103	5,634	4,512	1,115	7	1,021	799	39	
Incheon	2,381	150	1,176	2	1,165	9	685	370	45	
Gwangju	905	91	655	9	640	6	88	71	26	
Daejeon	708	43	375	2	372	1	187	103	9	
Ulsan	568	62	409	16	389	4	62	35	6	
Sejong	130	23	70	1	68	1	21	16	1	
Gyeonggi	12,152	1,042	5,022	29	4,925	68	3,781	2,307	206	
Gangwon	999	44	667	17	649	1	180	108	23	
Chungbuk	834	70	393	6	380	7	244	127	31	
Chungnam	1,305	108	703	0	702	1	296	198	17	
Jeonbuk	692	75	461	1	460	0	97	59	4	
Jeonnam	513	56	352	1	349	2	63	42	5	
Gyeongbuk	2,094	98	1,458	565	893	0	340	198	59	
Gyeongnam	1,095	110	674	32	638	4	190	121	18	
Jeju	271	28	144	0	143	1	67	32	19	
Ports of Entry	2,361	2,361	0	0	0	0	0	0	18	
Total	51,460 (%)	5,161 (10.0)	25,528 (49.6)	5,213 (10.1)	20,068 (39.0)	247 (0.5)	12,400 (24.1)	8,371 (16.3)	869	

\* Includes contacts of confirmed cases

※ The interim classification is based on the reporting location, which may change depending on further epidemiological investigation.