



KDCA

Korea Disease Control and Prevention Agency

# Updates on COVID-19 in Republic of Korea

24 December 2020

## Local transmission cases as of 0:00 today (cumulative since 3 January 2020)

	Total	City							
		Seoul	Busan	Daegu	Incheon	Gwangju	Daejeon	Ulsan	Sejong
<b>New</b>	<b>955</b>	<b>314</b>	<b>43</b>	<b>26</b>	<b>53</b>	<b>14</b>	<b>11</b>	<b>9</b>	<b>1</b>
<b>Cumulative</b>	<b>48,312*</b>	<b>15,427*</b>	<b>1,532</b>	<b>7,504</b>	<b>2,330</b>	<b>863</b>	<b>710</b>	<b>531</b>	<b>109</b>
	Total	Province							
		Gyeonggi	Gangwon	Chung-buk	Chung-nam	Jeon-buk	Jeon-nam	Gyeong-buk	Gyeong-nam
<b>New</b>	<b>277</b>	<b>21</b>	<b>46</b>	<b>29</b>	<b>12</b>	<b>2</b>	<b>50</b>	<b>21</b>	<b>26</b>
<b>Cumulative</b>	<b>11,683*</b>	<b>989</b>	<b>868</b>	<b>1,237</b>	<b>649</b>	<b>471</b>	<b>2,071</b>	<b>1,034</b>	<b>302</b>

\* Corrected reporting errors (December 23, 0:00, Seoul -1, Gyeonggi -1)

## Imported cases, as of 0:00 today (cumulative since 3 January 2020)

	Total	Region/Country						Where confirmed		Nationality	
		China	Asia ex-China	Europe	America	Africa	Oceania	Point of Entry	Community	Korean	Other
<b>New</b>	<b>30</b>	<b>1</b>	<b>11</b>	<b>3</b>	<b>15</b>	<b>0</b>	<b>0</b>	<b>11</b>	<b>19</b>	<b>16</b>	<b>14</b>
<b>Total</b>	<b>5,223</b>	<b>35</b> (0.7%)	<b>2,455</b> (47.0%)	<b>939</b> (18.0%)	<b>1,607</b> (30.7%)	<b>166</b> (3.2%)	<b>21</b> (0.4%)	<b>2,381</b> (45.6%)	<b>2,842</b> (54.4%)	<b>2,851</b> (54.6%)	<b>2,372</b> (45.4%)

## Case status, as of 0:00 today (cumulative since 3 January 2020)

	Discharged from isolation	Under isolation	Severe/critical cases	Deceased
<b>As of 0:00 23 December (Wed)</b>	<b>36,726</b>	<b>15,083<sup>1)</sup></b>	<b>284</b>	<b>739</b>
<b>As of 0:00 24 December (Thur)</b>	<b>37,425</b>	<b>15,352</b>	<b>291</b>	<b>756</b>
<b>Difference</b>	<b>(+)699</b>	<b>(+)269</b>	<b>(+)7</b>	<b>(+)17</b>

\* Based on case data reported to the KDCA

\*\* Severe/Critical: COVID-19 patients in isolation being treated with high flow oxygen therapy, mechanical ventilator, ECMO (Extracorporeal Membrane Oxygenation), CRRT (Continuous Renal Replacement Therapy)

※ Figures subject to correction based on findings from epidemiological investigations

<sup>1)</sup> Corrected reporting errors (December 23, 0:00, Seoul -1, Gyeonggi -1)



KDCA

Korea Disease Control and Prevention Agency

# Updates on COVID-19 in Republic of Korea

24 December 2020

## Recent major local clusters as of 12:00 today

Location	Cluster	New cases	Total cases
Seoul Mapo-gu	Insurance company	15	16
Seoul Gangnam-gu	Call center 2	14	15
Seoul Guro-gu	Convalescent hospital / nursing home	9	116
Seoul Nowon-gu	Hospital	8	32
Seoul Geumcheon-gu	Religious facility	4	25
Gyeonggi Paju-si	Nursing home	10	11
Gyeonggi Paju-si	Welfare facility	18	30
Gyeonggi Namyangju-si	Preschool	9	10
Gyeonggi Anyang-si	High school	12	13
Gyeonggi Gwangju-si	Special education school	16	17
Incheon Ganghwa-gun	Hospital	9	10
Incheon Namdong-gu	Family	14	15
Daejeon Yuseong-gu	Day care center	4	17
Chungbuk Cheongju-si	Nursing home	11	90
Chungbuk Goesan-gun / Eumseong-gun / Jincheon-gun	Hospital	20	145
Daegu Dong-gu	Religious facility	13	50
Gyeongbuk Gumi-si	Religious facility 2	32	33
Gyeongnam Geoje-si	Business corporation 2	31	50
Gwangju Buk-gu	Nursing home	5	29
Jeju Jeju-si	Religious facility	19	138

\* The specific figures may differ from the daily reported statistics or figures disclosed by local municipalities due to factors such as report timing and differences in the time period considered

## Weekly risk assessment indicators

	Week 48 (11.22~11.28.)	Week 49 (11.29.~12.05.)	Week 50 (12.06.~12.12.)	Week 51 (12.13.~12.19.)
Daily average confirmed cases (n)	Local	400.1	487.7	661.7
	Imported	24.3	25.9	27.6
	Total	424.4	513.6	689.3
Cases with chain of transmission under investigation (%)(n)	14.2(421/2,971)	17.0(611/3,595)	22.6(1,091/4,825)	29.9(2,047/6,837)
Percentage under management (Percent of new cases confirmed while under self-quarantine)	39.6	43.4	37.9	31.6
New clusters	42(+22)	54(+52)	45(+292)	34
Reproduction number (Rt)	1.43	1.23	1.18	1.28
Average critical/severe patients(n)	80	101	151	223
Number of deaths (n)	19	18	38	81
Number of ICU available	86	55	62	38

※ Figures subject to change upon new findings from investigation

\* Reclassified due to epidemiological link found



KDCA

Korea Disease Control and Prevention Agency

# Updates on COVID-19 in Republic of Korea

24 December 2020

Overall case and test status as of 0:00 today (cumulative since 3 January 2020)

Period (since 3 Jan)	Total	Tested positive (PCR)				Testing in progress	Tested negative (PCR)
		Confirmed	Discharged from isolation	Under isolation	Deceased		
As of 0:00 23 December (Wed)	3,826,570 <sup>1)2)</sup>	52,548 <sup>1)2)</sup>	36,726	15,083 <sup>1)2)</sup>	739	153,109	3,620,913 <sup>2)</sup>
As of 0:00 24 December (Thur)	3,882,210	53,533	37,425	15,352	756	150,533	3,678,144
Difference	+55,640	+985	+699	+269	+17	-2,576	+57,231

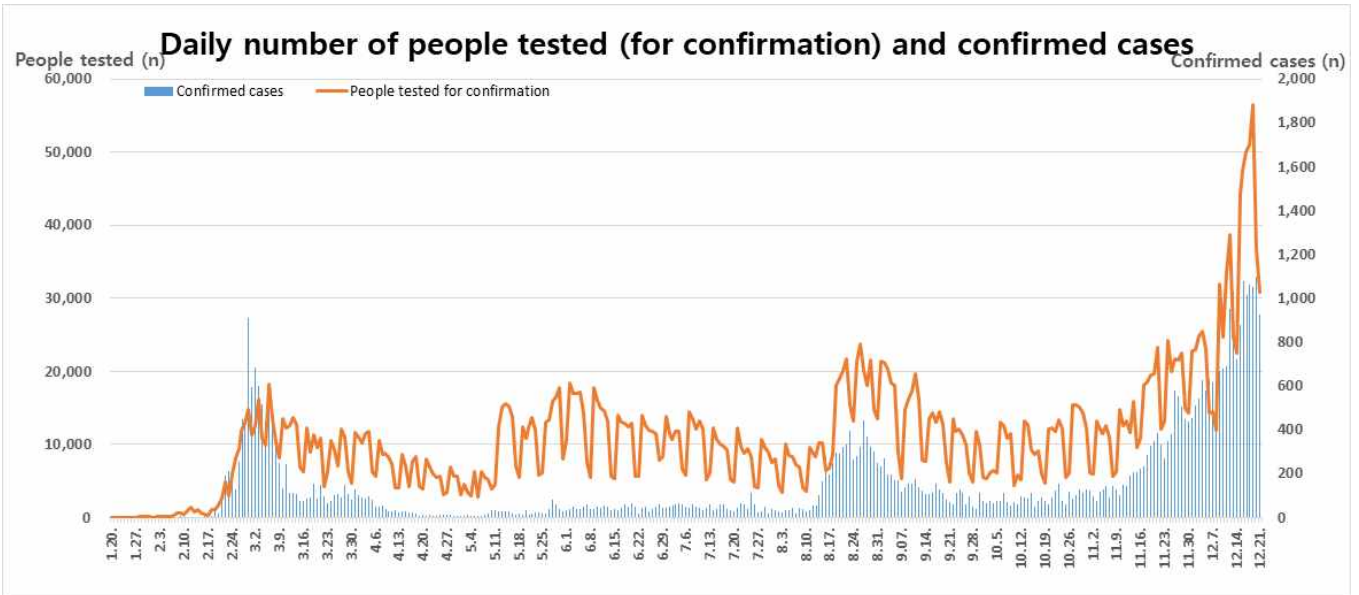
\* Based on case data reported to the KDCA

\*\* Testing in progress includes number of completed tests with negative results that are being recorded with delays

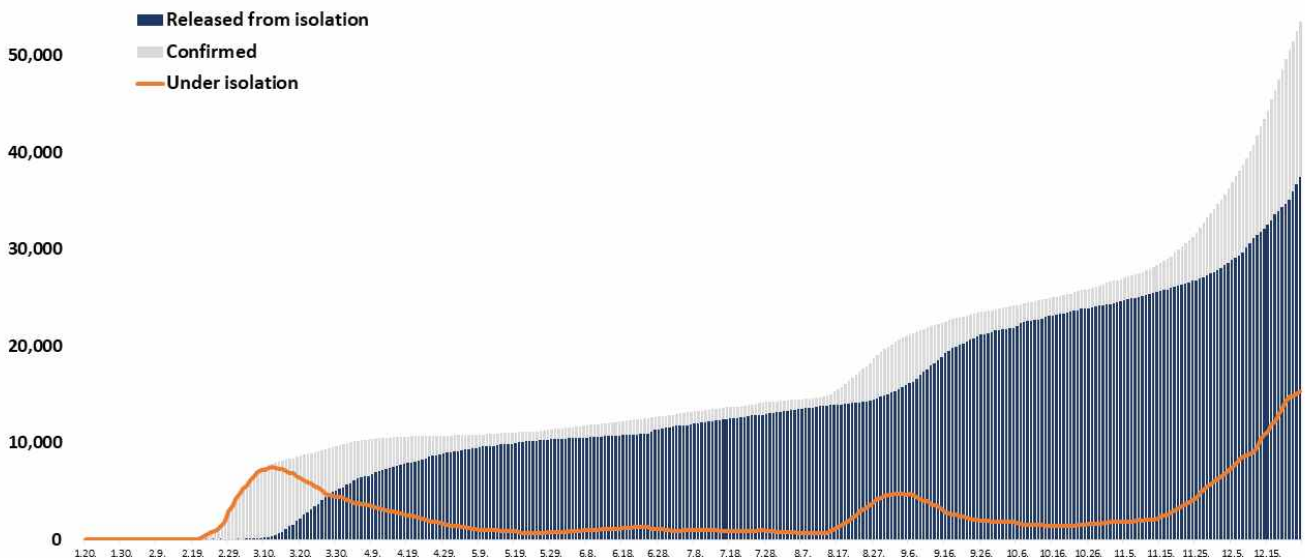
※ Figures subject to correction based on findings from epidemiological investigations

<sup>1)</sup> Corrected reporting error (December 23, 0:00, Seoul positive -1)

<sup>2)</sup> Corrected reporting error (December 23, 0:00, Gyeonggi -1, positive→negative)



Total confirmed cases of COVID-19 in the Republic of Korea





KDCA

Korea Disease Control and  
Prevention Agency

# Updates on COVID-19 in Republic of Korea

24 December 2020

## Regional distribution of cases as of 0:00 today (cumulative since 3 January 2020)

Region	New cases		Total cases	(% )	Incidence rate* (per 100,000)
	Local	Imported			
Seoul	314	5	16,050 <sup>1)</sup>	(29.98)	164.89
Busan	43	1	1,615	(3.02)	47.34
Daegu	26	0	7,607	(14.21)	312.21
Incheon	53	0	2,483	(4.64)	84.00
Gwangju	14	1	956	(1.79)	65.63
Daejeon	11	0	754	(1.41)	51.15
Ulsan	9	0	595	(1.11)	51.87
Sejong	1	1	133	(0.25)	38.85
Gyeonggi	277	8	12,744 <sup>1)</sup>	(23.81)	96.18
Gangwon	21	0	1,033	(1.93)	67.05
Chungbuk	46	1	939	(1.75)	58.71
Chungnam	29	2	1,347	(2.52)	63.46
Jeonbuk	12	0	725	(1.35)	39.89
Jeonnam	2	0	527	(0.98)	28.26
Gyeongbuk	50	0	2,169	(4.05)	81.46
Gyeongnam	21	0	1,145	(2.14)	34.06
Jeju	26	0	330	(0.62)	49.20
Border Screening	0	11	2,381	(4.45)	-
<b>Total</b>	955	30	53,533 <sup>1)</sup>	(100)	103.25

\* Total (cumulative) number of cases reported since January 2020 of region / Population of region (based on resident registration data of the Ministry of the Interior as of January 2020)

\* Incidence rate based on the number of confirmed cases with the address of the reporting institution



KDCA

Korea Disease Control and  
Prevention Agency

# Updates on COVID-19 in Republic of Korea

24 December 2020

## Confirmed cases by gender and age group

		New cases (%)	Total cases (%)	Incidence rate* (per 100,000)
Total		985 (100)	53,533 (100)	103.25
Sex	Male	485 (49.24)	25,765 (48.13)	99.62
	Female	500 (50.76)	27,768 (51.87)	106.86
Age	80 or above	54 (5.48)	2,616 (4.89)	137.74
	70-79	75 (7.61)	4,235 (7.91)	117.41
	60-69	171 (17.36)	8,375 (15.64)	132.01
	50-59	183 (18.58)	10,010 (18.70)	115.50
	40-49	133 (13.50)	7,499 (14.01)	89.39
	30-39	136 (13.81)	6,778 (12.66)	96.21
	20-29	128 (12.99)	8,886 (16.60)	130.55
	0-9	36 (3.65)	1,797 (3.36)	43.32

\* Total (cumulative) number of cases reported since January 2020 by sex and age / Population by sex and age (based on resident registration data of the Ministry of the Interior as of January 2020)

※ Figures subject to correction based on findings from epidemiological investigations

## Deaths by gender and age group

		New deaths (%)	Total deaths (%)	Case fatality rate (%)
Total		17 (100)	756 (100)	1.41
Sex	Male	6 (35.29)	380 (50.26)	1.47
	Female	11 (64.71)	376 (49.74)	1.35
Age	80 or above	10 (58.82)	404 (53.44)	15.44
	70-79	7 (41.18)	224 (29.63)	5.29
	60-69	0 (0.00)	90 (11.90)	1.07
	50-59	0 (0.00)	29 (3.84)	0.29
	40-49	0 (0.00)	6 (0.79)	0.08
	30-39	0 (0.00)	3 (0.40)	0.04
	20-29	0 (0.00)	0 (0.00)	0.00
	0-9	0 (0.00)	0 (0.00)	0.00

\* Case fatality rate (CFR) (%) = Number of deaths / Number of confirmed cases x 100

※ Figures subject to correction based on findings from epidemiological investigations



KDCA

Korea Disease Control and  
Prevention Agency

# Updates on COVID-19 in Republic of Korea

24 December 2020

## AGE DISTRIBUTION OF SEVERE/CRITICAL CASES

12.11. 12.12. 12.13. 12.14. 12.15. 12.16. 12.17. 12.18. 12.19. 12.20. 12.21. 12.22. 12.23. 12.24.

**Total** 169 179 179 185 205 226 242 246 275 278 274 281 284 291

	Severe/Critical	( % )
<b>Total</b>	<b>291</b>	<b>( 100.0 )</b>
80 and above	65	( 22.3 )
70-79	111	( 38.1 )
60-69	80	( 27.5 )
50-59	28	( 9.6 )
40-49	5	( 1.7 )
30-39	2	( 0.7 )
20-29	0	( 0.0 )
10-19	0	( 0.0 )
0-9	0	( 0.0 )

\* Severe/Critical: COVID-19 patients in isolation being treated with high flow oxygen therapy, mechanical ventilator, ECMO (Extracorporeal Membrane Oxygenation), CRRT (Continuous Renal Replacement Therapy)

\* ICU treatment is decided based on the need for intensive care based on factors such as clinical condition and presence of any underlying medical condition and may differ from severe and critical case classification criteria. The number of severe/critical cases may not match the number of patients in ICU.

※ Figures subject to correction based on findings from epidemiological investigations



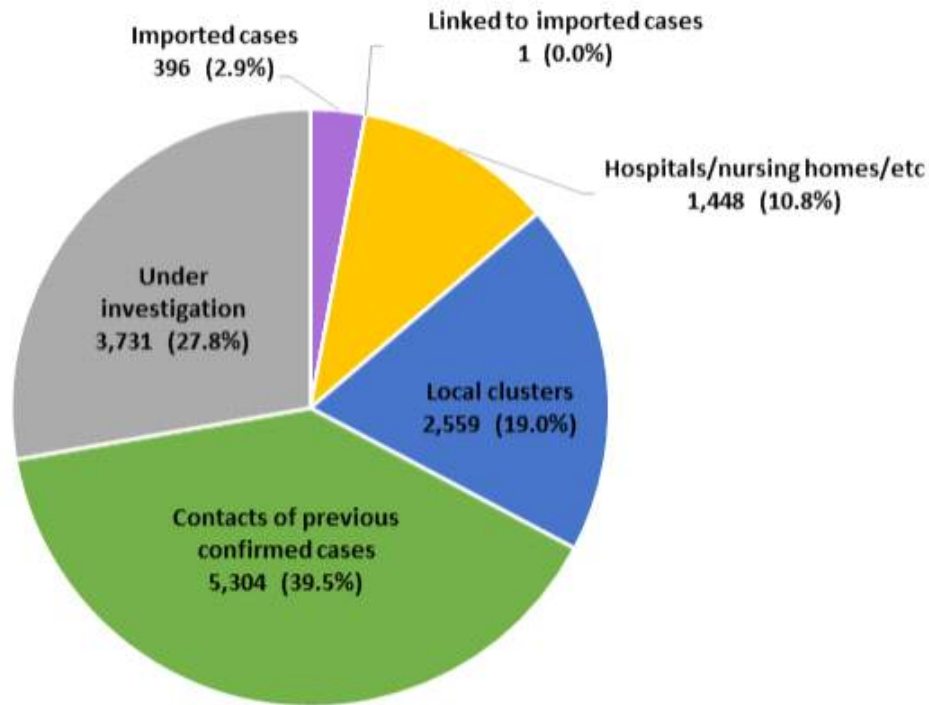
KDCA

Korea Disease Control and Prevention Agency

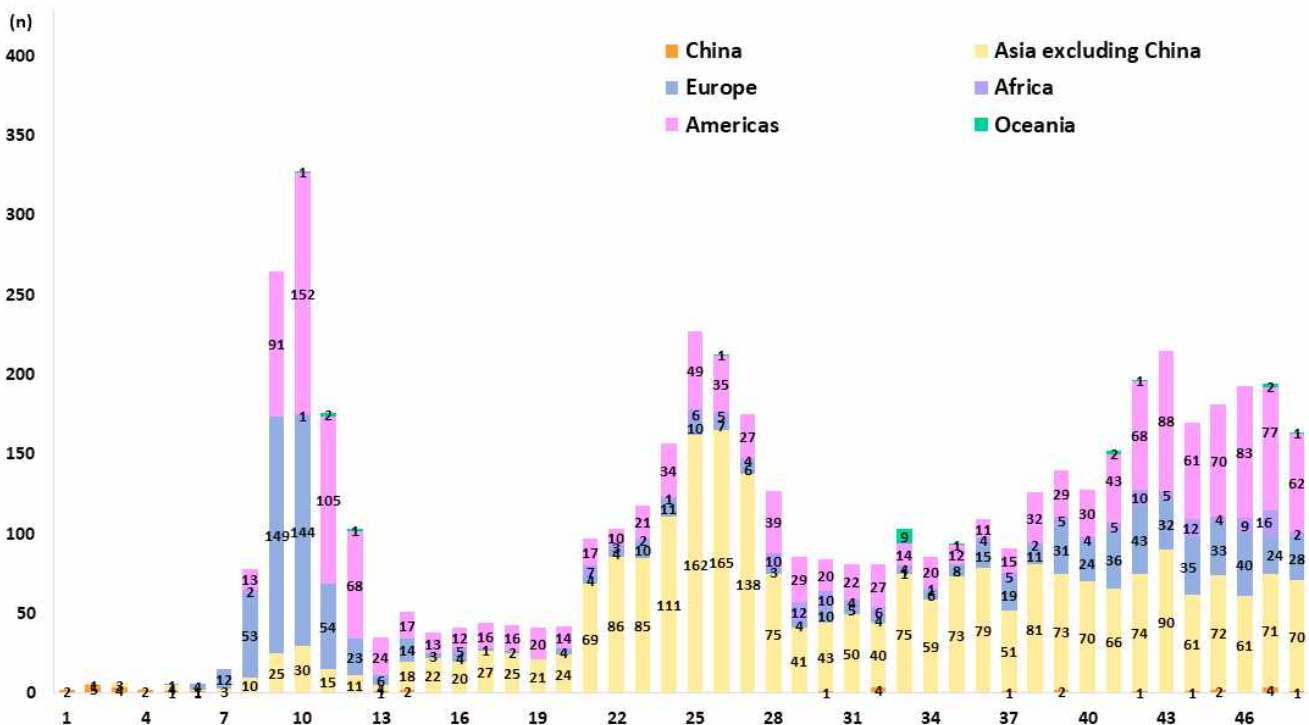
# Updates on COVID-19 in Republic of Korea

24 December 2020

## NEW CASES (LAST 2 WEEKS) BY CHAIN OF TRANSMISSION



## IMPORTED CASES





KDCA

Korea Disease Control and  
Prevention Agency

# Updates on COVID-19 in Republic of Korea

24 December 2020

## REGIONAL DISTRIBUTION AND EPIDEMIOLOGICAL LINKS OF CONFIRMED CASES

Region	Confirmed cases									Other major clusters
	Total	Imported cases	Clusters				Other*	Under investigation	New cases	
			Sub-total	Shin-cheonji cluster	Other local clusters	Imported related				
Seoul	16,050	623	6,465	8	6,377	80	5,081	3,881	319	Past large clusters: • Sarang Jeil Church (1173) • Aug 15 Seoul rallies (650) • Nightclubs (277) • Yongjin Woori Jeil Church (221) • Richway (210) • Guro-gu call center (170) • Coupang fulfillment center (152) • Gwangju door-to-door sales (150) • Newly planted churches group (119)
Busan	1,615	83	1,019	12	952	55	328	185	44	
Daegu	7,607	103	5,650	4,512	1,131	7	1,043	811	26	
Incheon	2,483	153	1,240	2	1,229	9	694	396	53	
Gwangju	956	93	682	9	667	6	97	84	15	
Daejeon	754	44	404	2	401	1	198	108	11	
Ulsan	595	64	428	16	408	4	64	39	9	
Sejong	133	24	70	1	68	1	21	18	2	
Gyeonggi	12,744	1,061	5,107	29	5,010	68	4,040	2,536	285	
Gangwon	1,033	44	668	17	650	1	205	116	21	
Chungbuk	939	71	465	6	452	7	268	135	47	
Chungnam	1,347	110	715	0	714	1	314	208	31	
Jeonbuk	725	76	481	1	480	0	106	62	12	
Jeonnam	527	56	364	1	361	2	63	44	2	
Gyeongbuk	2,169	98	1,477	565	912	0	380	214	50	
Gyeongnam	1,145	111	700	32	664	4	199	135	21	
Jeju	330	28	169	0	168	1	78	55	26	
Ports of Entry	2,381	2,379	0	0	0	0	1	1	11	
Total	53,533 (%)	5,221 (9.8)	26,104 (48.8)	5,213 (9.7)	20,644 (38.6)	247 (0.5)	13,180 (24.6)	9,028 (16.9)	985	

\* Includes contacts of confirmed cases

※ The interim classification is based on the reporting location, which may change depending on further epidemiological investigation.