



KDCA

Korea Disease Control and Prevention Agency

Updates on COVID-19 in Republic of Korea

26 December 2020

Local transmission cases as of 0:00 today (cumulative since 3 January 2020)

	Total	City							
		Seoul	Busan	Daegu	Incheon	Gwangju	Daejeon	Ulsan	Sejong
New	1,104	457	26	13	55	27	11	8	1
Cumulative	50,629	16,434	1,579	7,538	2,440	925	734	551	111
	Total	Province							
		Gyeonggi	Gangwon	Chung-buk	Chung-nam	Jeon-buk	Jeon-nam	Gyeong-buk	Gyeong-nam
New	250	35	38	61	37	6	33	22	24
Cumulative	12,189	1,037	948	1,377	698	481	2,171	1,070	346

Imported cases, as of 0:00 today (cumulative since 3 January 2020)

	Total	Region/Country						Where confirmed		Nationality	
		China	Asia ex-China	Europe	America	Africa	Oceania	Point of Entry	Community	Korean	Other
New	28	0	12	4	11	1	0	10	18	19	9
Total	5,273	33 (0.6%)	2,479 (47.0%)	945 (17.9%)	1,626 (30.9%)	169 (3.2%)	21 (0.4%)	2,397 (45.5%)	2,876 (54.5%)	2,883 (54.7%)	2,390 (45.3%)

※ Asia excluding China: Philippines 2, Bangladesh 1, India 5, Indonesia 1, Russia 2, Japan 1 / Europe: France 1, Turkey 1, Czech Republic 1, UK 1 / Americas: US 9, Canada 2 / Africa: Burkina-Faso 1

Case status, as of 0:00 today (cumulative since 3 January 2020)

	Discharged from isolation	Under isolation	Severe/critical cases	Deceased
As of 0:00 25 December (Fri)	38,048	15,949	311	773
As of 0:00 26 December (Sat)	38,532	16,577	299	793
Difference	(+)484	(+)628	(-12)	(+)20

* Based on case data reported to the KDCA

** Severe/Critical: COVID-19 patients in isolation being treated with high flow oxygen therapy, mechanical ventilator, ECMO (Extracorporeal Membrane Oxygenation), CRRT (Continuous Renal Replacement Therapy)

※ Figures subject to correction based on findings from epidemiological investigations



KDCA

Korea Disease Control and Prevention Agency

Updates on COVID-19 in Republic of Korea

26 December 2020

Recent major local clusters as of 12:00 today

Location	Cluster	New cases	Total cases
Seoul Jongro-gu	Nursing facility	12	13
Seoul Songpa-gu	Correctional facility	6	520
Seoul Guro-go	Convalescent Hospital / Nursing Home	18	134
Incheon Jung-gu	Food processing company	15	32
Gyeonggi Gwangmyung-si	Car factory/restaurant	25	26
Gyeonggi Anyang-si	A family	9	10
Gyeonggi Goyang-si	Convalescent hospital	38	84
Gyeonggi Paju-si	Hospital	12	45
Gangwon Churwon-gun	Elderly protection facility	32	33
Chungnam Cheonan-si	Religious facility 1	11	12
Chungnam Cheonan-si	Religious facility 2	10	11
Chungnam Cheonan-si	Grocery store/restaurant	14	47
Chungbuk Goesan-gun/Umsung-gun/Jincheon-gun	Hospital	25	188
Gyungbuk Gyungju-si	Religious facility	16	17
Jeonbuk Soonchang	Convalescent hospital	44	61
Jeju Jeju-si	Welfare facility for disabled	12	13
Jeju Jeju-si	Academy	22	23
Jeju Jeju-si	Religious facility	4	151

* The specific figures may differ from the daily reported statistics or figures disclosed by local municipalities due to factors such as report timing and differences in the time period considered

- KDCA has announced a response plan of a COVID-19 mutation from South Africa.
 - According to the Africa CDC, a mutation in the spike protein cell Receptor Binding Site (RBD) of COVID-19 virus has been reported in South Africa.
 - * Foreign researchers in this field regard it as a major virus in the second epidemic in South Africa, and the mutation is predicted to affect infectivity and immune response.
 - Accordingly, in order to thoroughly monitor the inflow of the COVID-19 mutant virus within the country, quarantine measures for inbound travellers from South Africa were strengthened;
 - For those entering from South Africa, in addition to the already existent COVID-19 diagnostic test for symptomatic patients and 14 days of facility (or self) quarantine measures, there will be a COVID-19 diagnostic test before the release from the quarantine, to prevent transmission into the community
 - For confirmed cases, Next Generation Sequencing, NGS will be conducted to check for mutant virus.
 - In addition, although the mutant virus has not been confirmed in the results of NGS tests, NGS is also underway on specimens of COVID-19 confirmed patients from South Africa since October.
 - ※ The number of inbound travelers (via airport) from South Africa was 118 in October, 196 in November, and 191 in December (as of December 25), of which confirmed cases were 1 in October and 6 in December.



KDCA

Korea Disease Control and Prevention Agency

Updates on COVID-19 in Republic of Korea

26 December 2020

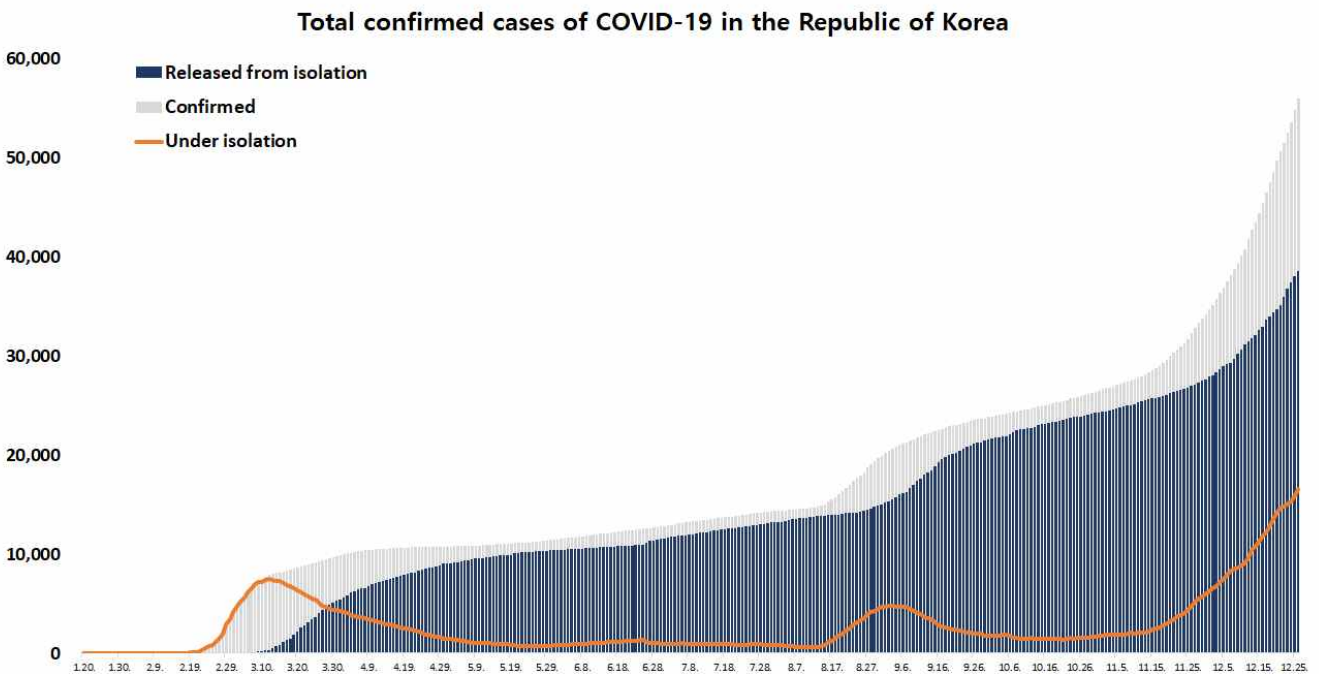
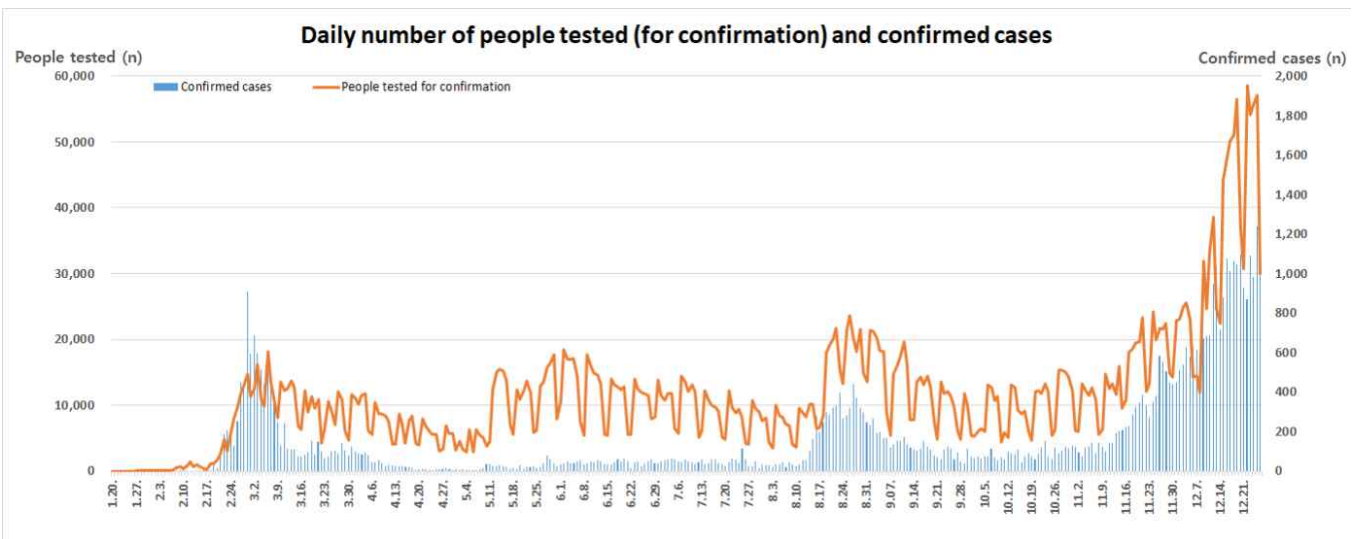
Overall case and test status as of 0:00 today (cumulative since 3 January 2020)

Period (since 3 Jan)	Total	Tested positive (PCR)				Testing in progress	Tested negative (PCR)
		Confirmed	Discharged from isolation	Under isolation	Deceased		
As of 0:00 25 December (Fri)	3,939,357	54,770	38,048	15,949	773	156,789	3,727,798
As of 0:00 26 December (Sat)	3,969,415	55,902	38,532	16,577	793	157,012	3,756,501
Difference	+30,058	+1,132	+484	+628	+20	+223	+28,703

* Based on case data reported to the KDCA

** Testing in progress includes number of completed tests with negative results that are being recorded with delays

※ Figures subject to correction based on findings from epidemiological investigations





KDCA

Korea Disease Control and
Prevention Agency

Updates on COVID-19 in Republic of Korea

26 December 2020

Regional distribution of cases as of 0:00 today (cumulative since 3 January 2020)

Region	New cases		Total cases	(%)	Incidence rate* (per 100,000)
	Local	Imported			
Seoul	457	9	17,068	(30.53)	175.35
Busan	26	1	1,664	(2.98)	48.77
Daegu	13	0	7,643	(13.67)	313.69
Incheon	55	0	2,593	(4.64)	87.72
Gwangju	27	1	1,020	(1.82)	70.02
Daejeon	11	0	778	(1.39)	52.78
Ulsan	8	0	615	(1.10)	53.62
Sejong	1	0	135	(0.24)	39.44
Gyeonggi	250	5	13,259	(23.72)	100.07
Gangwon	35	1	1,083	(1.94)	70.30
Chungbuk	38	0	1,019	(1.82)	63.71
Chungnam	61	0	1,488	(2.66)	70.11
Jeonbuk	37	0	776	(1.39)	42.70
Jeonnam	6	0	538	(0.96)	28.85
Gyeongbuk	33	1	2,270	(4.06)	85.26
Gyeongnam	22	0	1,182	(2.11)	35.16
Jeju	24	0	374	(0.67)	55.76
Border Screening	0	10	2,397	(4.29)	-
Total	1,104	28	55,902	(100)	107.82

* Total (cumulative) number of cases reported since January 2020 of region / Population of region (based on resident registration data of the Ministry of the Interior as of January 2020)

* Incidence rate based on the number of confirmed cases with the address of the reporting institution



KDCA

Korea Disease Control and
Prevention Agency

Updates on COVID-19 in Republic of Korea

26 December 2020

Confirmed cases by gender and age group

		New cases (%)	Total cases (%)	Incidence rate* (per 100,000)
Total		1,132 (100)	55,902 (100)	107.82
Sex	Male	566 (50.00)	27,100 (48.48)	104.78
	Female	566 (50.00)	28,802 (51.52)	110.84
Age	80 or above	81 (7.16)	2,761 (4.94)	145.37
	70-79	90 (7.95)	4,411 (7.89)	122.29
	60-69	171 (15.11)	8,760 (15.67)	138.08
	50-59	209 (18.46)	10,457 (18.71)	120.65
	40-49	178 (15.72)	7,874 (14.09)	93.86
	30-39	148 (13.07)	7,095 (12.69)	100.71
	20-29	128 (11.31)	9,170 (16.40)	134.73
	10-19	80 (7.07)	3,483 (6.23)	70.50
0-9	47 (4.15)	1,891 (3.38)	45.58	

* Total (cumulative) number of cases reported since January 2020 by sex and age / Population by sex and age (based on resident registration data of the Ministry of the Interior as of January 2020)

※ Figures subject to correction based on findings from epidemiological investigations

Deaths by gender and age group

		New deaths (%)	Total deaths (%)	Case fatality rate (%)
Total		20 (100)	793 (100)	1.42
Sex	Male	14 (70.00)	404 (50.95)	1.49
	Female	6 (30.00)	389 (49.05)	1.35
Age	80 or above	11 (55.00)	427 (53.85)	15.47
	70-79	7 (35.00)	234 (29.51)	5.30
	60-69	2 (10.00)	92 (11.60)	1.05
	50-59	0 (0.00)	30 (3.78)	0.29
	40-49	0 (0.00)	7 (0.88)	0.09
	30-39	0 (0.00)	3 (0.38)	0.04
	20-29	0 (0.00)	0 (0.00)	0.00
	10-19	0 (0.00)	0 (0.00)	0.00
0-9	0 (0.00)	0 (0.00)	0.00	

* Case fatality rate (CFR) (%) = Number of deaths / Number of confirmed cases x 100

※ Figures subject to correction based on findings from epidemiological investigations



KDCA

Korea Disease Control and
Prevention Agency

Updates on COVID-19 in Republic of Korea

26 December 2020

AGE DISTRIBUTION OF SEVERE/CRITICAL CASES

12.13. 12.14. 12.15. 12.16. 12.17. 12.18. 12.19. 12.20. 12.21. 12.22. 12.23. 12.24. 12.25. 12.26.

Total 179 185 205 226 242 246 275 278 274 281 284 291 311 299

	Severe/Critical	(%)
Total	299	(100.0)
80 and above	59	(19.7)
70-79	119	(39.8)
60-69	86	(28.8)
50-59	33	(11.0)
40-49	1	(0.3)
30-39	1	(0.3)
20-29	0	(0.0)
10-19	0	(0.0)
0-9	0	(0.0)

* Severe/Critical: COVID-19 patients in isolation being treated with high flow oxygen therapy, mechanical ventilator, ECMO (Extracorporeal Membrane Oxygenation), CRRT (Continuous Renal Replacement Therapy)

* ICU treatment is decided based on the need for intensive care based on factors such as clinical condition and presence of any underlying medical condition and may differ from severe and critical case classification criteria. The number of severe/critical cases may not match the number of patients in ICU.

※ Figures subject to correction based on findings from epidemiological investigations



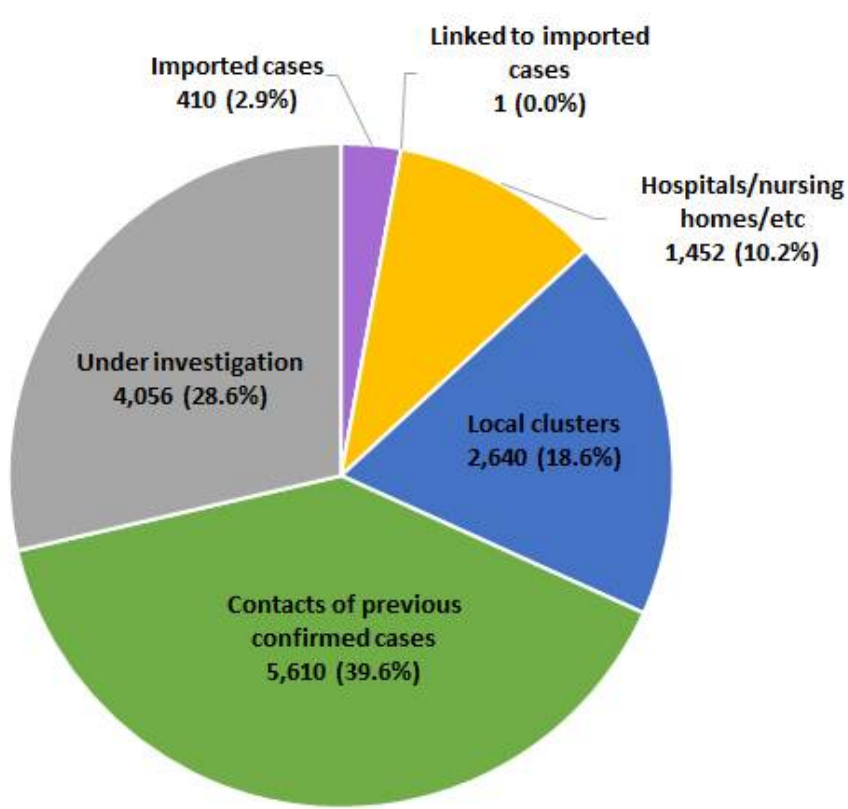
KDCA

Korea Disease Control and Prevention Agency

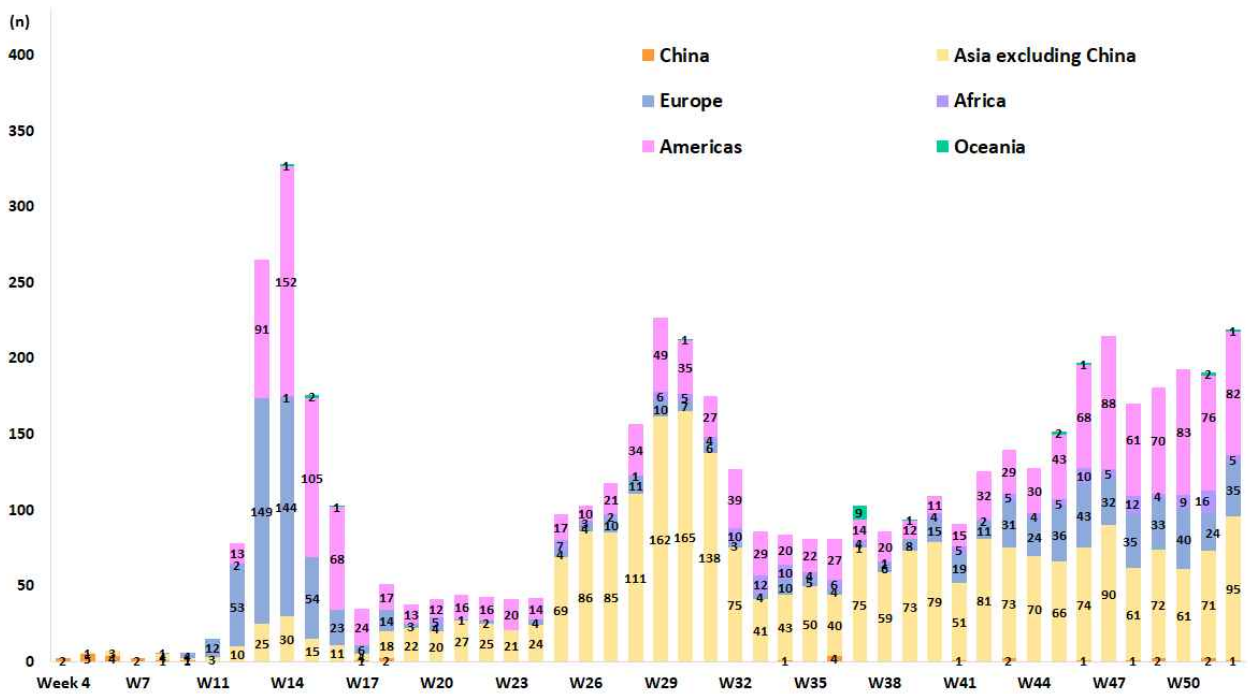
Updates on COVID-19 in Republic of Korea

26 December 2020

NEW CASES (LAST 2 WEEKS) BY CHAIN OF TRANSMISSION



IMPORTED CASES





KDCA

Korea Disease Control and Prevention Agency

Updates on COVID-19 in Republic of Korea

26 December 2020

REGIONAL DISTRIBUTION AND EPIDEMIOLOGICAL LINKS OF CONFIRMED CASES

Region	Confirmed cases									Other major clusters
	Total	Imported cases	Clusters				Other*	Under investigation	New cases	
			Sub-total	Shin-cheonji cluster	Other local clusters	Imported related				
Seoul	17,068	634	6,815	8	6,727	80	5,426	4,193	466	Past large clusters: • Sarang Jeil Church (1173) • Aug 15 Seoul rallies (650) • Nightclubs (277) • Yongjin Woori Jeil Church (221) • Richway (210) • Guro-gu call center (170) • Gyeonggi SRC Convalescent Hospital (163) • Coupang fulfillment center (152) • Gwangju door-to-door sales (150) • Newly planted churches group (119)
Busan	1,664	85	1,035	12	968	55	345	199	27	
Daegu	7,643	105	5,656	4,512	1,137	7	1,062	820	13	
Incheon	2,593	153	1,287	2	1,276	9	732	421	55	
Gwangju	1,020	95	694	9	679	6	129	102	28	
Daejeon	778	44	405	2	402	1	215	114	11	
Ulsan	615	64	434	16	414	4	79	38	8	
Sejong	135	24	70	1	68	1	22	19	1	
Gyeonggi	13,259	1,070	5,234	29	5,137	68	4,289	2,666	255	
Gangwon	1,083	46	682	17	664	1	229	126	36	
Chungbuk	1,019	71	496	6	483	7	296	156	38	
Chungnam	1,488	111	752	0	751	1	394	231	61	
Jeonbuk	776	78	508	1	507	0	123	67	37	
Jeonnam	538	57	364	1	361	2	72	45	6	
Gyeongbuk	2,270	99	1,533	565	968	0	402	236	34	
Gyeongnam	1,182	112	715	32	679	4	216	139	22	
Jeju	374	28	182	0	181	1	97	67	24	
Ports of Entry	2,397	2,397	0	0	0	0	0	0	10	
Total	55,902 (%)	5,273 (9.4)	26,862 (48.1)	5,213 (9.3)	21,402 (38.3)	247 (0.4)	14,128 (25.3)	9,639 (17.2)	1,132	

* Includes contacts of confirmed cases

※ The interim classification is based on the reporting location, which may change depending on further epidemiological investigation.