



KDCA

Korea Disease Control and
Prevention Agency

Updates on COVID-19 in Republic of Korea

28 December 2020

Local transmission cases as of 0:00 today (cumulative since 3 January 2020)

| | Total | City | | | | | | | |
|-------------------|---------------|---------------|--------------|--------------|--------------|------------|--------------|--------------|------------|
| | | Seoul | Busan | Daegu | Incheon | Gwangju | Daejeon | Ulsan | Sejong |
| New | 787 | 297 | 34 | 24 | 45 | 12 | 3 | 1 | 2 |
| Cumulative | 52,362 | 17,090 | 1,653 | 7,583 | 2,545 | 954 | 745 | 553 | 119 |
| | Total | Province | | | | | | | |
| | | Gyeonggi | Gangwon | Chung-buk | Chung-nam | Jeon-buk | Jeon-nam | Gyeong-buk | Gyeong-nam |
| New | 188 | 27 | 30 | 35 | 1 | 7 | 45 | 25 | 11 |
| Cumulative | 12,614 | 1,087 | 1,002 | 1,467 | 706 | 493 | 2,248 | 1,139 | 364 |

Imported cases, as of 0:00 today (cumulative since 3 January 2020)

| | Total | Region/Country | | | | | | Where confirmed | | Nationality | |
|--------------|--------------|---------------------|-------------------------|-----------------------|-------------------------|----------------------|---------------------|-------------------------|-------------------------|-------------------------|-------------------------|
| | | China | Asia ex-China | Europe | America | Africa | Oceania | Point of Entry | Community | Korean | Other |
| New | 21 | 0 | 10 | 5 | 5 | 1 | 0 | 8 | 13 | 12 | 9 |
| Total | 5,318 | 33 (0.6%) | 2,507 (47.1%) | 951 (17.9%) | 1,635 (30.8%) | 171 (3.2%) | 21 (0.4%) | 2,415 (45.4%) | 2,903 (54.6%) | 2,910 (54.7%) | 2,408 (45.3%) |

* Asia excluding China: Russia 2, India 3, Myanmar 1, Jordan 1, Pakistan 2, UAE 1,
Europe: England 3, Poland 2, America: US 3, Colombia 1, Mexico 1, Africa: Gana 1

Case status, as of 0:00 today (cumulative since 3 January 2020)

| | Discharged from isolation | Under isolation | Severe/critical cases | Deceased |
|---|---------------------------|-----------------|-----------------------|--------------|
| As of 0:00 27 December (Sun) | 39,040 | 17,024 | 293 | 808 |
| As of 0:00 28 December (Mon) | 39,268 | 17,593 | 295 | 819 |
| Difference | (+)228 | (+)569 | (+)2 | (+)11 |

* Based on case data reported to the KDCA

** Severe/Critical: COVID-19 patients in isolation being treated with high flow oxygen therapy, mechanical ventilator, ECMO (Extracorporeal Membrane Oxygenation), CRRT (Continuous Renal Replacement Therapy)

※ Figures subject to correction based on findings from epidemiological investigations



KDCA

Korea Disease Control and
Prevention Agency

Updates on COVID-19 in Republic of Korea

28 December 2020

Recent major local clusters as of 12:00 today

| Location | Cluster | New cases | Total cases |
|---|------------------------------------|-----------|-------------|
| Seoul Songpa-gu | Disabled welfare facility | 10 | 50 |
| Seoul Songpa-gu | Correctional facility | 1 | 529 |
| Seoul Guro-gu | Convalescent hospital/Nursing home | 36 | 170 |
| Gyeonggi Pyeongtaek-si | Religious facility | 11 | 12 |
| Gyeonggi Paju-si | Welfare facility | 23 | 35 |
| Gyeonggi Paju-si | Hospital | 5 | 54 |
| Gangwon Wonju-si | Religious facility | 14 | 15 |
| Gangwon Cheorwon-gun | Senior care center | 5 | 38 |
| Chungnam Chunan-si | Grocery/Restaurant | 34 | 91 |
| Chungbuk Goesan-gun / Eumseong-gun / Jincheon-gun | Hospital | 6 | 220 |
| Gyeongbuk Cheongju-si | Convalescent facility | 10 | 108 |
| Daegu Dalseong-gun | Religious facility | 17 | 138 |
| Gyeongbuk Gumi-si | Religious facility2 | 31 | 64 |
| Gyeongnam Sancheong-gun | Acquaintance gathering | 8 | 20 |

** The specific figures may differ from the daily reported statistics or figures disclosed by local municipalities due to factors such as report timing and differences in the time period considered*



KDCA

Korea Disease Control and Prevention Agency

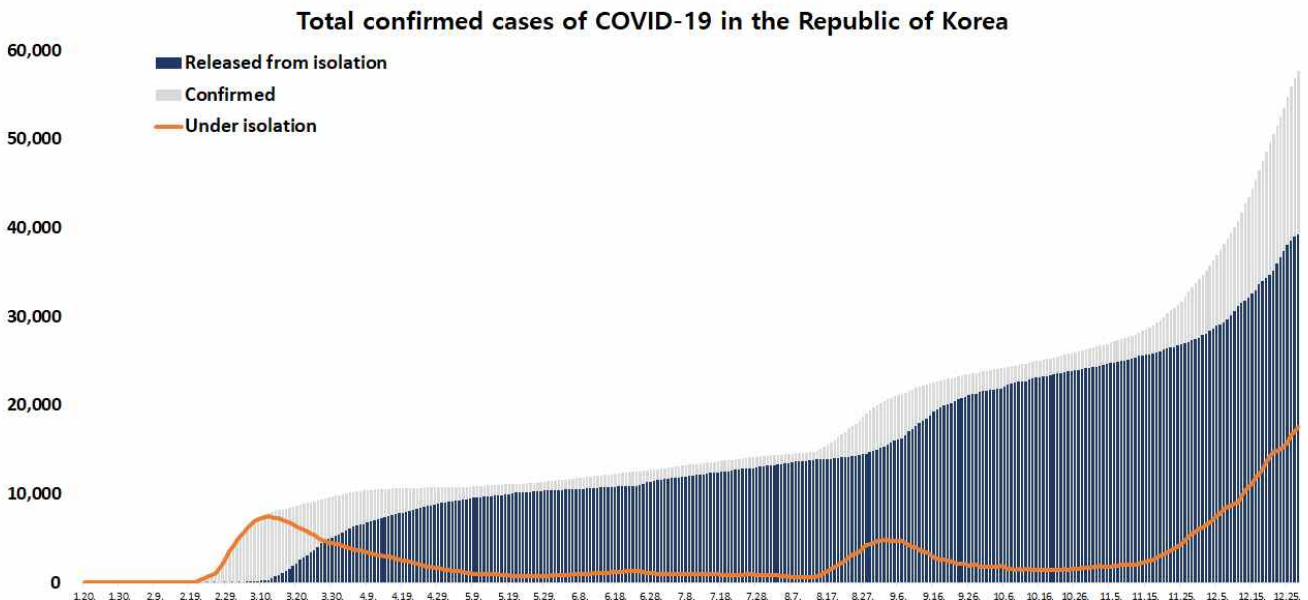
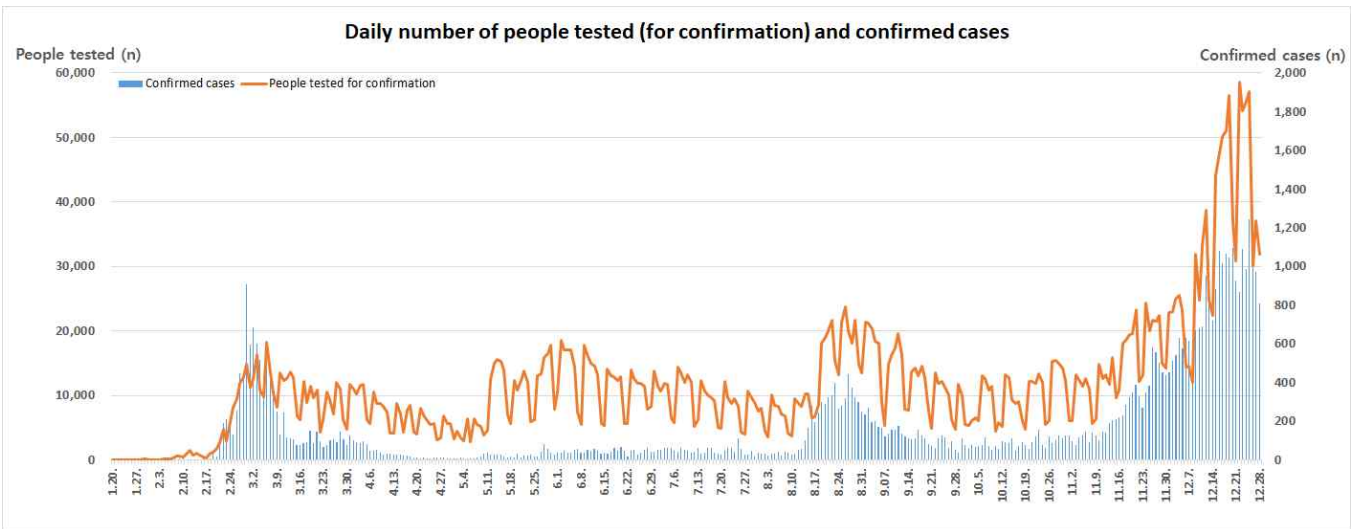
Updates on COVID-19 in Republic of Korea

28 December 2020

Overall case and test status as of 0:00 today (cumulative since 3 January 2020)

| Period (since 3 Jan) | Total | Tested positive (PCR) | | | | Testing in progress | Tested negative (PCR) |
|---------------------------------|-----------|-----------------------|---------------------------|-----------------|----------|---------------------|-----------------------|
| | | Confirmed | Discharged from isolation | Under isolation | Deceased | | |
| As of 0:00 27 December (Sun) | 4,006,412 | 56,872 | 39,040 | 17,024 | 808 | 166,976 | 3,782,564 |
| As of 0:00 28 December (Mon) | 4,038,307 | 57,680 | 39,268 | 17,593 | 819 | 169,878 | 3,810,749 |
| Difference | +31,895 | +808 | +228 | +569 | +11 | +2,902 | +28,185 |

* Based on case data reported to the KDCA
 ** Testing in progress includes number of completed tests with negative results that are being recorded with delays
 ※ Figures subject to correction based on findings from epidemiological investigations





KDCA

Korea Disease Control and
Prevention Agency

Updates on COVID-19 in Republic of Korea

28 December 2020

Regional distribution of cases as of 0:00 today (cumulative since 3 January 2020)

| Region | New cases | | Total cases | (%) | Incidence rate* (per 100,000) |
|------------------|------------|-----------|---------------|--------------|----------------------------------|
| | Local | Imported | | | |
| Seoul | 297 | 4 | 17,731 | (30.74) | 182.16 |
| Busan | 34 | 0 | 1,738 | (3.01) | 50.94 |
| Daegu | 24 | 0 | 7,688 | (13.33) | 315.54 |
| Incheon | 45 | 1 | 2,700 | (4.68) | 91.34 |
| Gwangju | 12 | 0 | 1,049 | (1.82) | 72.01 |
| Daejeon | 3 | 0 | 789 | (1.37) | 53.52 |
| Ulsan | 1 | 1 | 618 | (1.07) | 53.88 |
| Sejong | 2 | 0 | 143 | (0.25) | 41.77 |
| Gyeonggi | 188 | 5 | 13,693 | (23.74) | 103.34 |
| Gangwon | 27 | 0 | 1,133 | (1.96) | 73.55 |
| Chungbuk | 30 | 1 | 1,074 | (1.86) | 67.15 |
| Chungnam | 35 | 0 | 1,581 | (2.74) | 74.49 |
| Jeonbuk | 1 | 0 | 785 | (1.36) | 43.20 |
| Jeonnam | 7 | 0 | 550 | (0.95) | 29.50 |
| Gyeongbuk | 45 | 1 | 2,350 | (4.07) | 88.26 |
| Gyeongnam | 25 | 0 | 1,251 | (2.17) | 37.22 |
| Jeju | 11 | 0 | 392 | (0.68) | 58.44 |
| Border Screening | 0 | 8 | 2,415 | (4.19) | - |
| Total | 787 | 21 | 57,680 | (100) | 111.25 |

* Total (cumulative) number of cases reported since January 2020 of region / Population of region (based on resident registration data of the Ministry of the Interior as of January 2020)

** Incidence rate based on the number of confirmed cases with the address of the reporting institution



KDCA

Korea Disease Control and
Prevention Agency

Updates on COVID-19 in Republic of Korea

28 December 2020

Confirmed cases by gender and age group

| | | New cases (%) | Total cases (%) | Incidence rate* (per 100,000) |
|-------|-------------|---------------|-----------------|----------------------------------|
| Total | | 808 (100) | 57,680 (100) | 111.25 |
| Sex | Male | 396 (49.01) | 27,966 (48.48) | 108.13 |
| | Female | 412 (50.99) | 29,714 (51.52) | 114.35 |
| Age | 80 or above | 49 (6.06) | 2,851 (4.94) | 150.11 |
| | 70-79 | 62 (7.67) | 4,534 (7.86) | 125.70 |
| | 60-69 | 129 (15.97) | 9,068 (15.72) | 142.93 |
| | 50-59 | 172 (21.29) | 10,820 (18.76) | 124.84 |
| | 40-49 | 120 (14.85) | 8,153 (14.13) | 97.18 |
| | 30-39 | 114 (14.11) | 7,340 (12.73) | 104.19 |
| | 20-29 | 77 (9.53) | 9,358 (16.22) | 137.49 |
| | 10-19 | 50 (6.19) | 3,594 (6.23) | 72.75 |
| 0-9 | 35 (4.33) | 1,962 (3.40) | 47.29 | |

* Total (cumulative) number of cases reported since January 2020 by sex and age / Population by sex and age (based on resident registration data of the Ministry of the Interior as of January 2020)

※ Figures subject to correction based on findings from epidemiological investigations

Deaths by gender and age group

| | | New deaths (%) | Total deaths (%) | Case fatality rate (%) |
|-------|-------------|----------------|------------------|------------------------|
| Total | | 11 (100) | 819 (100) | 1.42 |
| Sex | Male | 5 (45.45) | 416 (50.79) | 1.49 |
| | Female | 6 (54.55) | 403 (49.21) | 1.36 |
| Age | 80 or above | 6 (54.55) | 444 (54.21) | 15.57 |
| | 70-79 | 3 (27.27) | 239 (29.18) | 5.27 |
| | 60-69 | 2 (18.18) | 96 (11.72) | 1.06 |
| | 50-59 | 0 (0.00) | 30 (3.66) | 0.28 |
| | 40-49 | 0 (0.00) | 7 (0.85) | 0.09 |
| | 30-39 | 0 (0.00) | 3 (0.37) | 0.04 |
| | 20-29 | 0 (0.00) | 0 (0.00) | 0.00 |
| | 10-19 | 0 (0.00) | 0 (0.00) | 0.00 |
| 0-9 | 0 (0.00) | 0 (0.00) | 0.00 | |

* Case fatality rate (CFR) (%) = Number of deaths / Number of confirmed cases x 100

※ Figures subject to correction based on findings from epidemiological investigations



KDCA

Korea Disease Control and
Prevention Agency

Updates on COVID-19 in Republic of Korea

28 December 2020

AGE DISTRIBUTION OF SEVERE/CRITICAL CASES

12.15. 12.16. 12.17. 12.18. 12.19. 12.20. 12.21. 12.22. 12.23. 12.24. 12.25. 12.26. 12.27. 12.28.

Total 205 226 242 246 275 278 274 281 284 291 311 299 293 295

| | Severe/Critical | (%) |
|--------------|-----------------|------------------|
| Total | 295 | (100.0) |
| 80 and above | 60 | (20.3) |
| 70-79 | 115 | (39.0) |
| 60-69 | 83 | (28.1) |
| 50-59 | 34 | (11.5) |
| 40-49 | 2 | (0.7) |
| 30-39 | 1 | (0.3) |
| 20-29 | 0 | (0.0) |
| 10-19 | 0 | (0.0) |
| 0-9 | 0 | (0.0) |

* Severe/Critical: COVID-19 patients in isolation being treated with high flow oxygen therapy, mechanical ventilator, ECMO (Extracorporeal Membrane Oxygenation), CRRT (Continuous Renal Replacement Therapy)

※ Figures subject to correction based on findings from epidemiological investigations



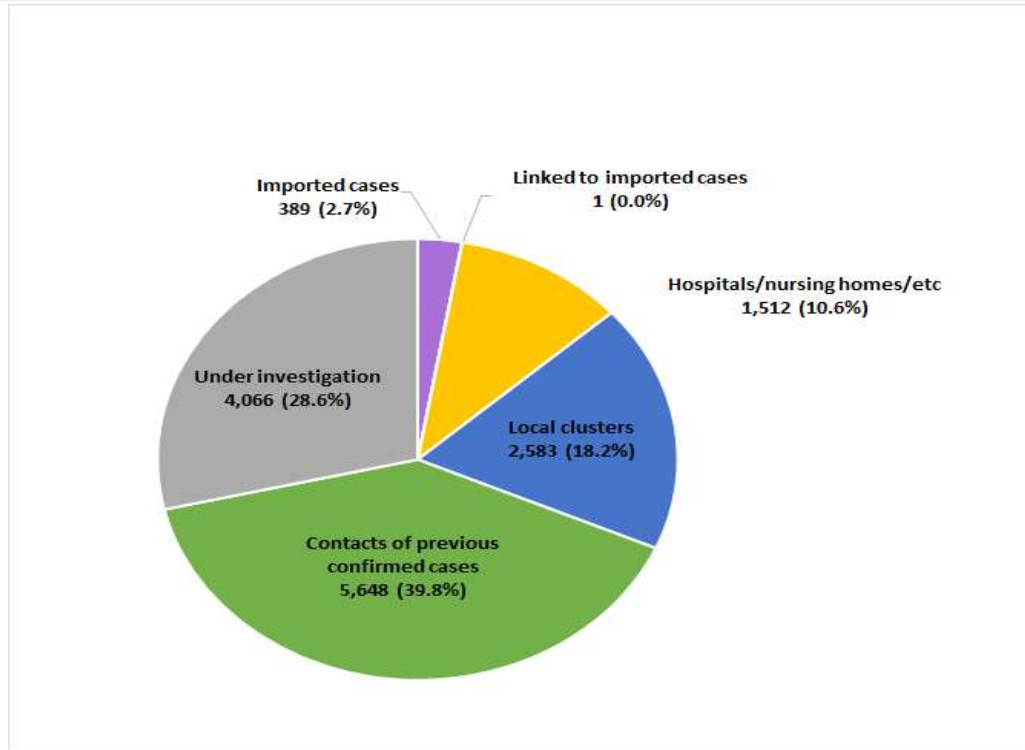
KDCA

Korea Disease Control and Prevention Agency

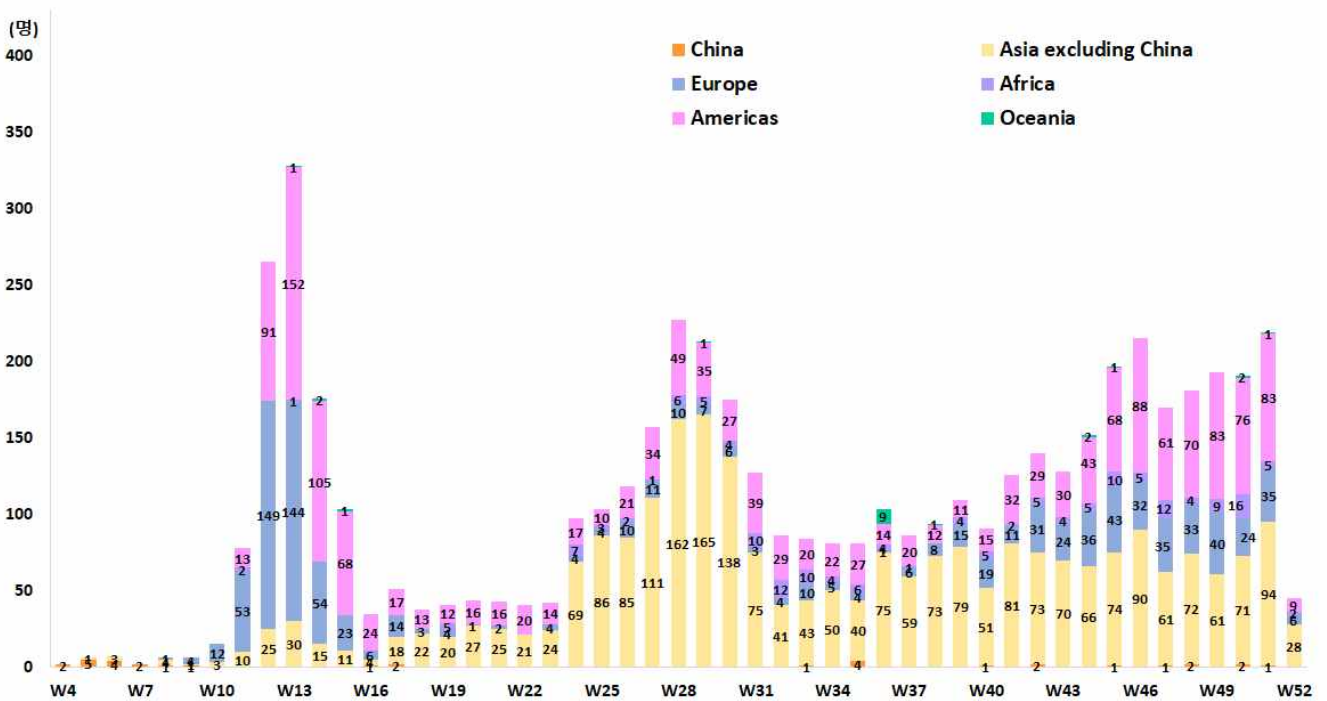
Updates on COVID-19 in Republic of Korea

28 December 2020

NEW CASES (LAST 2 WEEKS) BY CHAIN OF TRANSMISSION



IMPORTED CASES





KDCA

Korea Disease Control and Prevention Agency

Updates on COVID-19 in Republic of Korea

28 December 2020

REGIONAL DISTRIBUTION AND EPIDEMIOLOGICAL LINKS OF CONFIRMED CASES

| Region | Confirmed cases | | | | | | | | | Other major clusters |
|----------------|-----------------|----------------|------------------|----------------------|----------------------|------------------|------------------|---------------------|-----------|--|
| | Total | Imported cases | Clusters | | | | Other* | Under investigation | New cases | |
| | | | Sub-total | Shin-cheonji cluster | Other local clusters | Imported related | | | | |
| Seoul | 17,731 | 641 | 6,939 | 8 | 6,851 | 80 | 5,747 | 4,404 | 301 | Past large clusters: • Sarang Jeil Church (1173) • Aug 15 Seoul rallies (650) • Nightclubs (277) • Yongjin Woori Jeil Church (221) • Richway (210) • Guro-gu call center (170) • Coupang fulfillment center (152) • Gwangju door-to-door sales (150) • Newly planted churches group (119) |
| Busan | 1,738 | 85 | 1,064 | 12 | 997 | 55 | 366 | 223 | 34 | |
| Daegu | 7,688 | 105 | 5,666 | 4,512 | 1,147 | 7 | 1,088 | 829 | 24 | |
| Incheon | 2,700 | 155 | 1,303 | 2 | 1,292 | 9 | 808 | 434 | 46 | |
| Gwangju | 1,049 | 95 | 707 | 9 | 692 | 6 | 141 | 106 | 12 | |
| Daejeon | 789 | 44 | 407 | 2 | 404 | 1 | 222 | 116 | 3 | |
| Ulsan | 618 | 65 | 439 | 16 | 419 | 4 | 75 | 39 | 2 | |
| Sejong | 143 | 24 | 70 | 1 | 68 | 1 | 26 | 23 | 2 | |
| Gyeonggi | 13,693 | 1,079 | 5,287 | 29 | 5,190 | 68 | 4,510 | 2,817 | 193 | |
| Gangwon | 1,133 | 46 | 734 | 17 | 716 | 1 | 229 | 124 | 27 | |
| Chungbuk | 1,074 | 72 | 509 | 6 | 496 | 7 | 319 | 174 | 31 | |
| Chungnam | 1,581 | 114 | 790 | 0 | 789 | 1 | 408 | 269 | 35 | |
| Jeonbuk | 785 | 79 | 508 | 1 | 507 | 0 | 129 | 69 | 1 | |
| Jeonnam | 550 | 57 | 365 | 1 | 362 | 2 | 80 | 48 | 7 | |
| Gyeongbuk | 2,350 | 102 | 1,552 | 565 | 987 | 0 | 447 | 249 | 46 | |
| Gyeongnam | 1,251 | 112 | 779 | 32 | 743 | 4 | 207 | 153 | 25 | |
| Jeju | 392 | 28 | 182 | 0 | 181 | 1 | 113 | 69 | 11 | |
| Ports of Entry | 2,415 | 2,415 | 0 | 0 | 0 | 0 | 0 | 0 | 8 | |
| Total | 57,680 (%) | 5,318 (9.2) | 27,301 (47.3) | 5,213 (9.0) | 21,841 (37.9) | 247 (0.4) | 14,915 (25.9) | 10,146 (17.6) | 808 | |

* Includes contacts of confirmed cases

※ The interim classification is based on the reporting location, which may change depending on further epidemiological investigation.