



KDCA

Korea Disease Control and
Prevention Agency

Updates on COVID-19 in Republic of Korea

2 January 2020

Local transmission cases as of 0:00 today (cumulative since 3 January 2020)

| | Total | City | | | | | | | |
|-------------------|--------|----------|---------|-----------|-----------|----------|----------|------------|------------|
| | | Seoul | Busan | Daegu | Incheon | Gwangju | Daejeon | Ulsan | Sejong |
| New | 788 | 246 | 26 | 29 | 70 | 13 | 4 | 17 | 3 |
| Cumulative | 57,147 | 18,960 | 1,861 | 7,765 | 2,817 | 1,015 | 815 | 666 | 129 |
| | Total | Province | | | | | | | |
| | | Gyeonggi | Gangwon | Chung-buk | Chung-nam | Jeon-buk | Jeon-nam | Gyeong-buk | Gyeong-nam |
| New | 222 | 31 | 34 | 6 | 11 | 11 | 18 | 35 | 12 |
| Cumulative | 13,850 | 1,221 | 1,147 | 1,559 | 775 | 519 | 2,361 | 1,282 | 405 |

Imported cases, as of 0:00 today (cumulative since 3 January 2020)

| | Total | Region/Country | | | | | | Where confirmed | | Nationality | |
|--------------|-------|----------------|------------------|----------------|------------------|---------------|--------------|------------------|------------------|------------------|------------------|
| | | China | Asia ex-China | Europe | America | Africa | Oceania | Point of Entry | Community | Korean | Other |
| New | 36 | 0 | 17 | 4 | 14 | 1 | 0 | 14 | 22 | 21 | 15 |
| Total | 5,446 | 34 (0.6%) | 2,564 (47.1%) | 973 (17.9%) | 1,679 (30.8%) | 174 (3.2%) | 22 (0.4%) | 2,462 (45.2%) | 2,984 (54.8%) | 2,979 (54.7%) | 2,467 (45.3%) |

※ Asia excluding China: Philippines 2, Nepal 1, Indonesia 4, Russia 7, UAE 2, Japan 1 / Europe: Poland 4 / Americas: US 13, Canada 1 / Africa: South Africa 1

Case status, as of 0:00 today (cumulative since 3 January 2020)

| | Discharged from isolation | Under isolation | Severe/critical cases | Deceased |
|--|---------------------------|-----------------|-----------------------|----------|
| As of 0:00 01 January (Fri) | 42,953 | 17,899 | 354 | 917 |
| As of 0:00 02 January (Sat) | 43,578 | 18,073 | 361 | 942 |
| Difference | (+)625 | (+)174 | (+)7 | (+)25 |

* Based on case data reported to the KDCA

** Severe/Critical: COVID-19 patients in isolation being treated with high flow oxygen therapy, mechanical ventilator, ECMO (Extracorporeal Membrane Oxygenation), CRRT (Continuous Renal Replacement Therapy)

※ Figures subject to correction based on findings from epidemiological investigations



KDCA

Korea Disease Control and
Prevention Agency

Updates on COVID-19 in Republic of Korea

2 January 2020

Recent major local clusters as of 12:00 today

| Location | Cluster | New cases | Total cases |
|-----------------------|--------------------------------------|-----------|-------------|
| Seoul Songpa-gu | Correctional facility | 13 | 958 |
| Seoul Dongdaemun-gu | Elderly care facility | 4 | 36 |
| Seoul Guro-go | Convalescent Hospital / Nursing Home | 7 | 200 |
| Gyeonggi Suwon-si | Religious facility | 9 | 10 |
| Gyeonggi Yongin-si | Nursing home | 9 | 10 |
| Gyeonggi Pyungtaek-si | Elderly protection center | 12 | 13 |
| Gyeonggi Pyungtaek-si | Trip between friends/Sauna | 22 | 23 |
| Gyeonggi Paju-si | Nursing home | 23 | 58 |
| Gyeonggi Gunpo-si | Factory | 8 | 75 |
| Incheon Namdong-gu | Religious facility | 9 | 27 |
| Ulsan Jung-gu | Mission group | 17 | 100 |
| Busan Yeongdo-gu | Elderly health center | 10 | 57 |
| Gyungnam Jinju-si | Golf gathering | 22 | 23 |

** The specific figures may differ from the daily reported statistics or figures disclosed by local municipalities due to factors such as report timing and differences in the time period considered*

- KDCA has announced a strengthened response plan of a mutated COVID-19 virus reported from the UK and South Africa.
- In order to prevent the inflow of the COVID-19 mutant virus within the country, quarantine measures for inbound travellers have been strengthened;
 - Since mutant virus is reported from increasing number of countries, all the inbound travelers of foreign nationals are required to submit a negative PCR test result, starting from 8 January for airports, and 15 January for ports.



KDCA

Korea Disease Control and Prevention Agency

Updates on COVID-19 in Republic of Korea

2 January 2020

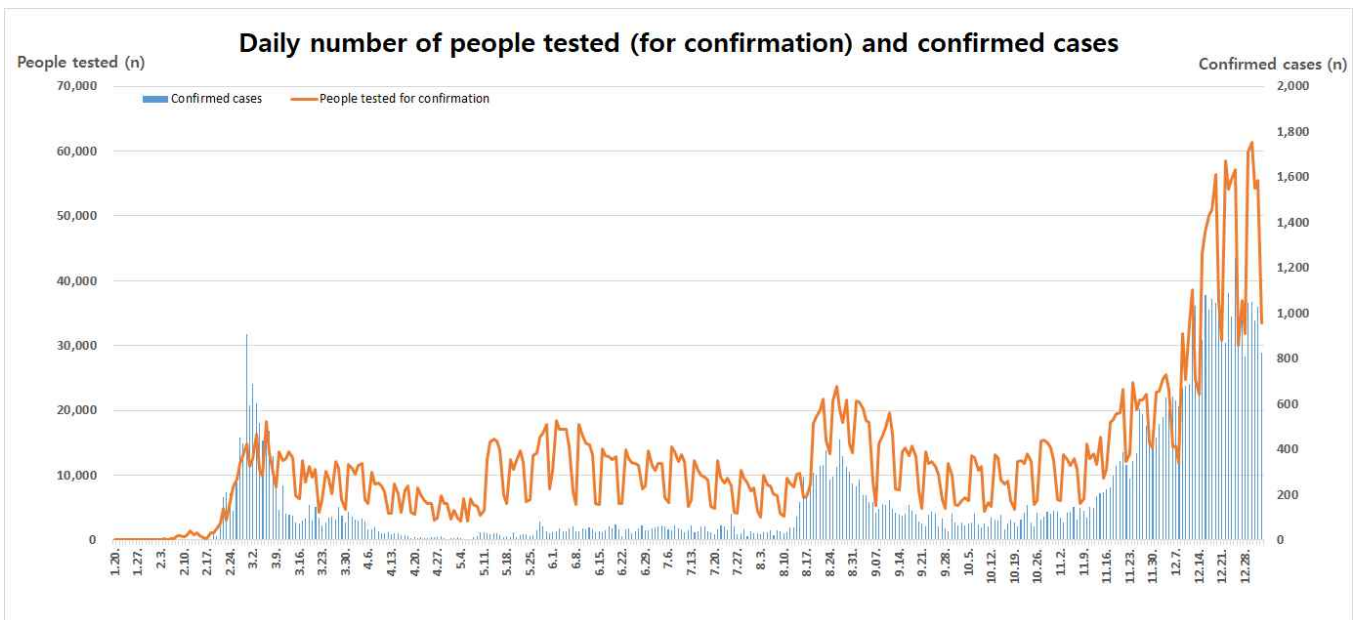
Overall case and test status as of 0:00 today (cumulative since 3 January 2020)

| Period (since 3 Jan) | Total | Tested positive (PCR) | | | | Testing in progress | Tested negative (PCR) |
|--------------------------------|-----------|-----------------------|---------------------------|-----------------|----------|---------------------|-----------------------|
| | | Confirmed | Discharged from isolation | Under isolation | Deceased | | |
| As of 0:00 01 January (Fri) | 4,269,318 | 61,769 | 42,953 | 17,899 | 917 | 176,927 | 4,030,622 |
| As of 0:00 02 January (Sat) | 4,302,799 | 62,593 | 43,578 | 18,073 | 942 | 179,387 | 4,060,819 |
| Difference | +33,481 | +824 | +625 | +174 | +25 | +2,460 | +30,197 |

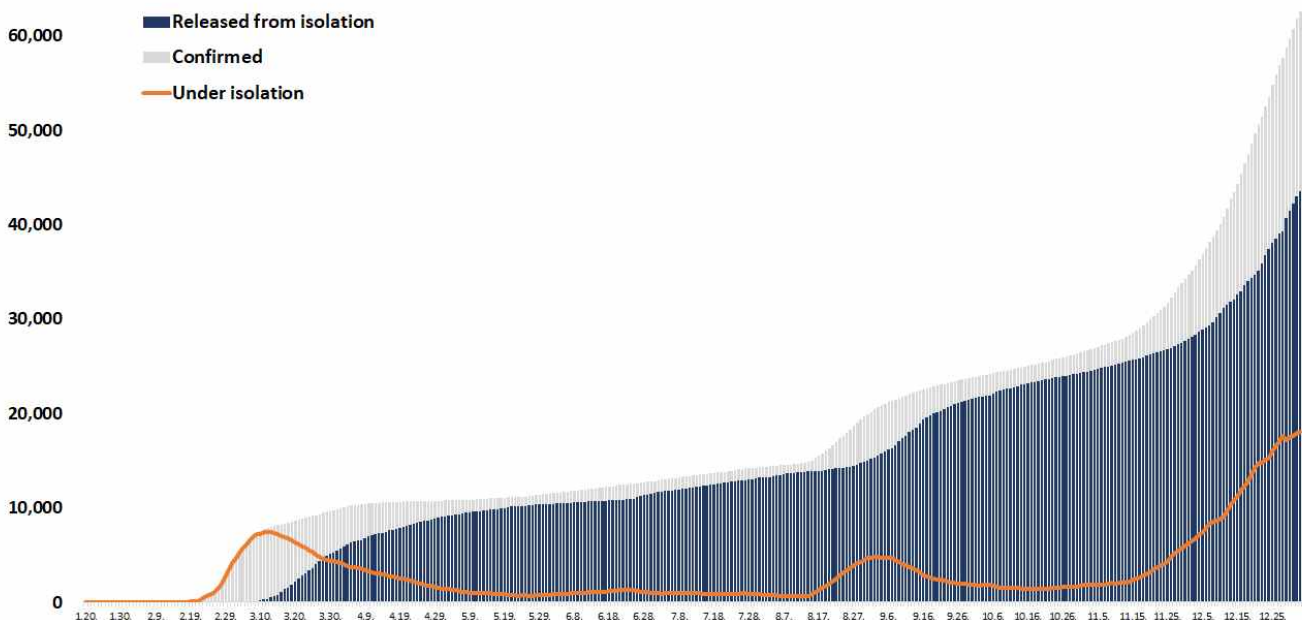
* Based on case data reported to the KDCA

** Testing in progress includes number of completed tests with negative results that are being recorded with delays

※ Figures subject to correction based on findings from epidemiological investigations



Total confirmed cases of COVID-19 in the Republic of Korea





KDCA

Korea Disease Control and
Prevention Agency

Updates on COVID-19 in Republic of Korea

2 January 2020

Regional distribution of cases as of 0:00 today (cumulative since 3 January 2020)

| Region | New cases | | Total cases | (%) | Incidence rate* (per 100,000) |
|---------------------|------------|-----------|---------------|--------------|----------------------------------|
| | Local | Imported | | | |
| Seoul | 246 | 5 | 19,614 | (31.34) | 201.51 |
| Busan | 26 | 0 | 1,951 | (3.12) | 57.18 |
| Daegu | 29 | 0 | 7,873 | (12.58) | 323.13 |
| Incheon | 70 | 1 | 2,975 | (4.75) | 100.64 |
| Gwangju | 13 | 0 | 1,111 | (1.77) | 76.27 |
| Daejeon | 4 | 0 | 860 | (1.37) | 58.34 |
| Ulsan | 17 | 0 | 733 | (1.17) | 63.90 |
| Sejong | 3 | 0 | 153 | (0.24) | 44.69 |
| Gyeonggi | 222 | 6 | 14,963 | (23.91) | 112.93 |
| Gangwon | 31 | 0 | 1,268 | (2.03) | 82.31 |
| Chungbuk | 34 | 2 | 1,221 | (1.95) | 76.34 |
| Chungnam | 6 | 1 | 1,675 | (2.68) | 78.92 |
| Jeonbuk | 11 | 0 | 856 | (1.37) | 47.10 |
| Jeonnam | 11 | 2 | 579 | (0.93) | 31.05 |
| Gyeongbuk | 18 | 2 | 2,468 | (3.94) | 92.69 |
| Gyeongnam | 35 | 2 | 1,397 | (2.23) | 41.56 |
| Jeju | 12 | 1 | 434 | (0.69) | 64.70 |
| Border Screening | 0 | 14 | 2,462 | (3.93) | - |
| Total | 788 | 36 | 62,593 | (100) | 120.73 |

* Total (cumulative) number of cases reported since January 2020 of region / Population of region (based on resident registration data of the Ministry of the Interior as of January 2020)

* Incidence rate based on the number of confirmed cases with the address of the reporting institution



KDCA

Korea Disease Control and
Prevention Agency

Updates on COVID-19 in Republic of Korea

2 January 2020

Confirmed cases by gender and age group

| | | New cases (%) | Total cases (%) | Incidence rate* (per 100,000) |
|-------|-------------|---------------|-----------------|----------------------------------|
| Total | | 824 (100) | 62,593 (100) | 120.73 |
| Sex | Male | 422 (51.21) | 30,591 (48.87) | 118.28 |
| | Female | 402 (48.79) | 32,002 (51.13) | 123.16 |
| Age | 80 or above | 49 (5.95) | 3,113 (4.97) | 163.91 |
| | 70-79 | 59 (7.16) | 4,908 (7.84) | 136.06 |
| | 60-69 | 125 (15.17) | 9,916 (15.84) | 156.30 |
| | 50-59 | 160 (19.42) | 11,762 (18.79) | 135.71 |
| | 40-49 | 106 (12.86) | 8,884 (14.19) | 105.90 |
| | 30-39 | 109 (13.23) | 7,982 (12.75) | 113.30 |
| | 20-29 | 111 (13.47) | 9,947 (15.89) | 146.14 |
| | 0-9 | 39 (4.73) | 2,171 (3.47) | 52.33 |

* Total (cumulative) number of cases reported since January 2020 by sex and age / Population by sex and age (based on resident registration data of the Ministry of the Interior as of January 2020)

※ Figures subject to correction based on findings from epidemiological investigations

Deaths by gender and age group

| | | New deaths (%) | Total deaths (%) | Case fatality rate (%) |
|-------|-------------|----------------|------------------|------------------------|
| Total | | 25 (100) | 942 (100) | 1.50 |
| Sex | Male | 10 (40.00) | 469 (49.79) | 1.53 |
| | Female | 15 (60.00) | 473 (50.21) | 1.48 |
| Age | 80 or above | 14 (56.00) | 521 (55.31) | 16.74 |
| | 70-79 | 9 (36.00) | 268 (28.45) | 5.46 |
| | 60-69 | 0 (0.00) | 110 (11.68) | 1.11 |
| | 50-59 | 2 (8.00) | 32 (3.40) | 0.27 |
| | 40-49 | 0 (0.00) | 7 (0.74) | 0.08 |
| | 30-39 | 0 (0.00) | 4 (0.42) | 0.05 |
| | 20-29 | 0 (0.00) | 0 (0.00) | 0.00 |
| | 0-9 | 0 (0.00) | 0 (0.00) | 0.00 |

* Case fatality rate (CFR) (%) = Number of deaths / Number of confirmed cases x 100

※ Figures subject to correction based on findings from epidemiological investigations



KDCA

Korea Disease Control and
Prevention Agency

Updates on COVID-19 in Republic of Korea

2 January 2020

AGE DISTRIBUTION OF SEVERE/CRITICAL CASES

| | 12.20. | 12.21. | 12.22. | 12.23. | 12.24. | 12.25. | 12.26. | 12.27. | 12.28. | 12.29. | 12.30. | 12.31. | 1.1. | 1.2. |
|--------------|--------|--------|--------|--------|--------|--------|--------|--------|--------|--------|--------|--------|------|------|
| Total | 278 | 274 | 281 | 284 | 291 | 311 | 299 | 293 | 295 | 330 | 332 | 344 | 354 | 361 |

| | Severe/Critical | (%) |
|--------------|-----------------|------------------|
| Total | 361 | (100.0) |
| 80 and above | 84 | (23.3) |
| 70-79 | 139 | (38.5) |
| 60-69 | 99 | (27.4) |
| 50-59 | 31 | (8.6) |
| 40-49 | 7 | (1.9) |
| 30-39 | 0 | (0.0) |
| 20-29 | 1 | (0.3) |
| 10-19 | 0 | (0.0) |
| 0-9 | 0 | (0.0) |

* Severe/Critical: COVID-19 patients in isolation being treated with high flow oxygen therapy, mechanical ventilator, ECMO (Extracorporeal Membrane Oxygenation), CRRT (Continuous Renal Replacement Therapy)

* ICU treatment is decided based on the need for intensive care based on factors such as clinical condition and presence of any underlying medical condition and may differ from severe and critical case classification criteria. The number of severe/critical cases may not match the number of patients in ICU.

※ Figures subject to correction based on findings from epidemiological investigations



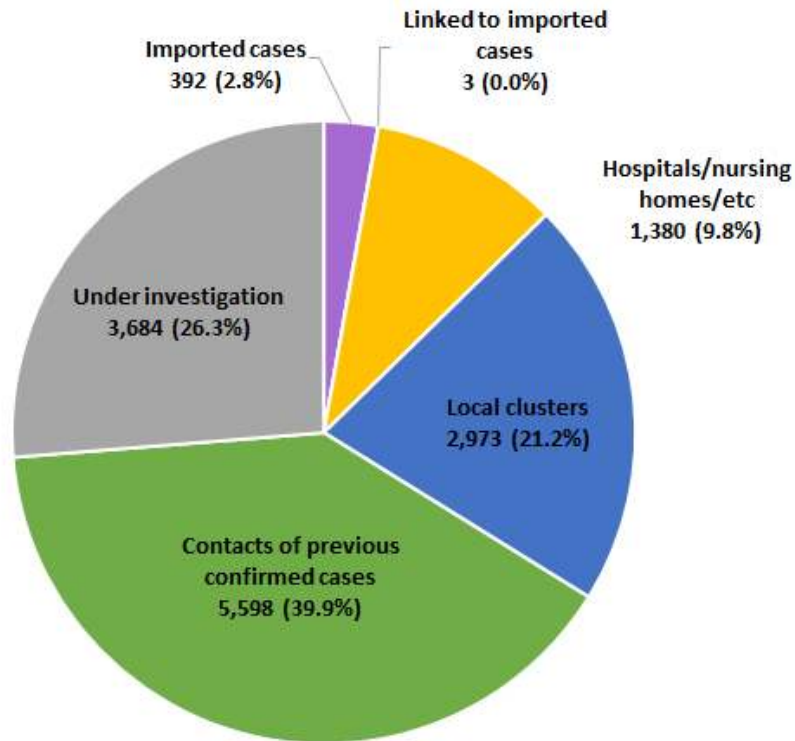
KDCA

Korea Disease Control and Prevention Agency

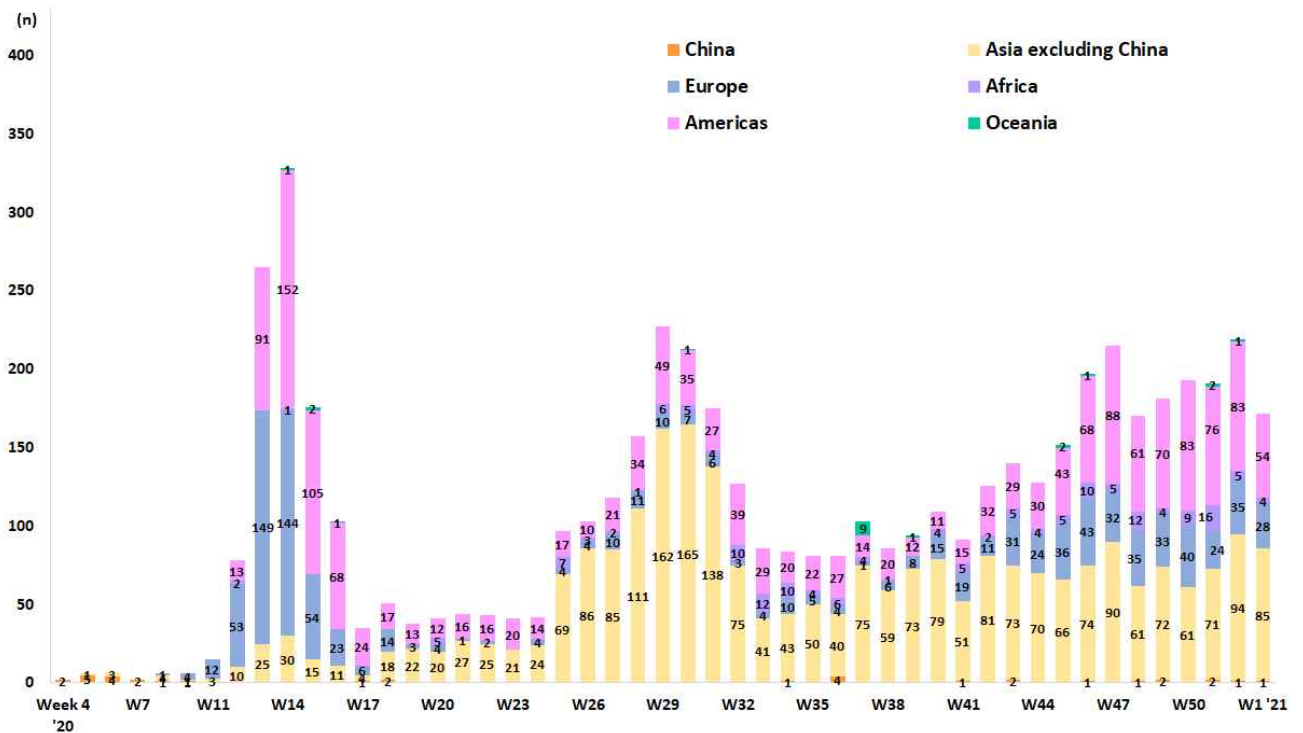
Updates on COVID-19 in Republic of Korea

2 January 2020

NEW CASES (LAST 2 WEEKS) BY CHAIN OF TRANSMISSION



IMPORTED CASES





KDCA

Korea Disease Control and Prevention Agency

Updates on COVID-19 in Republic of Korea

2 January 2020

REGIONAL DISTRIBUTION AND EPIDEMIOLOGICAL LINKS OF CONFIRMED CASES

| Region | Confirmed cases | | | | | | | | | Other major clusters |
|----------------|-----------------|----------------|------------------|----------------------|----------------------|------------------|------------------|---------------------|-----------|--|
| | Total | Imported cases | Clusters | | | | Other* | Under investigation | New cases | |
| | | | Sub-total | Shin-cheonji cluster | Other local clusters | Imported related | | | | |
| Seoul | 19,614 | 654 | 7,628 | 8 | 7,539 | 81 | 6,394 | 4,938 | 251 | Past large clusters: • Sarang Jeil Church (1173) • Aug 15 Seoul rallies (650) • Nightclubs (277) • Yongjin Woori Jeil Church (221) • Richway (210) • Guro-gu call center (170) • Gyeonggi SRC Convalescent Hospital (163) • Coupang fulfillment center (152) • Gwangju door-to-door sales (150) • Newly planted churches group (119) |
| Busan | 1,951 | 90 | 1,212 | 12 | 1,145 | 55 | 405 | 244 | 26 | |
| Daegu | 7,873 | 108 | 5,699 | 4,512 | 1,180 | 7 | 1,196 | 870 | 29 | |
| Incheon | 2,975 | 158 | 1,410 | 2 | 1,399 | 9 | 912 | 495 | 71 | |
| Gwangju | 1,111 | 96 | 800 | 9 | 785 | 6 | 118 | 97 | 13 | |
| Daejeon | 860 | 45 | 438 | 2 | 435 | 1 | 251 | 126 | 4 | |
| Ulsan | 733 | 67 | 535 | 16 | 515 | 4 | 83 | 48 | 17 | |
| Sejong | 153 | 24 | 72 | 1 | 70 | 1 | 31 | 26 | 3 | |
| Gyeonggi | 14,963 | 1,113 | 5,626 | 29 | 5,528 | 69 | 5,097 | 3,127 | 228 | |
| Gangwon | 1,268 | 47 | 807 | 17 | 789 | 1 | 260 | 154 | 31 | |
| Chungbuk | 1,221 | 74 | 580 | 6 | 567 | 7 | 373 | 194 | 36 | |
| Chungnam | 1,675 | 116 | 852 | 0 | 851 | 1 | 420 | 287 | 7 | |
| Jeonbuk | 856 | 81 | 563 | 1 | 562 | 0 | 134 | 78 | 11 | |
| Jeonnam | 579 | 60 | 388 | 1 | 385 | 2 | 78 | 53 | 13 | |
| Gyeongbuk | 2,468 | 107 | 1,554 | 565 | 989 | 0 | 530 | 277 | 20 | |
| Gyeongnam | 1,397 | 115 | 861 | 32 | 825 | 4 | 245 | 176 | 37 | |
| Jeju | 434 | 29 | 257 | 0 | 256 | 1 | 91 | 57 | 13 | |
| Ports of Entry | 2,462 | 2,462 | 0 | 0 | 0 | 0 | 0 | 0 | 14 | |
| Total | 62,593 (%) | 5,446 (8.7) | 29,282 (46.8) | 5,213 (8.3) | 23,820 (38.1) | 249 (0.4) | 16,618 (26.5) | 11,247 (18.0) | 824 | |

* Includes contacts of confirmed cases

※ The interim classification is based on the reporting location, which may change depending on further epidemiological investigation.