



KDCA

Korea Disease Control and Prevention Agency

# Updates on COVID-19 in Republic of Korea

15 November 2020

## Local transmission cases as of 0:00 today (cumulative since 3 January 2020)

	Total	City							
		Seoul	Busan	Daegu	Incheon	Gwangju	Daejeon	Ulsan	Sejong
<b>New</b>	176	81	0	0	2	7	0	0	0
<b>Cumulative</b>	24,410	6,232	547	7,110	961	483	414	120	66

	Total	Province							
		Gyeonggi	Gangwon	Chung-buk	Chung-nam	Jeon-buk	Jeon-nam	Gyeong-buk	Gyeong-nam
<b>New</b>	41	19	8	5	0	8	2	3	0
<b>Cumulative</b>	5,163	362	164	621	124	190	1,522	289	42

## Imported cases, as of 0:00 today (cumulative since 3 January 2020)

	Total	Region/Country						Where confirmed		Nationality	
		China	Asia ex-China	Europe	America	Africa	Oceania	Point of Entry	Community	Korean	Other
<b>New</b>	32	0	16	6	10	0	0	18	14	22	10
<b>Total</b>	4,136	27 (0.7%)	2,047 (49.5%)	752 (18.2%)	1,175 (28.4%)	117 (2.8%)	18 (0.4%)	1,938 (46.9%)	2,198 (53.1%)	2,285 (55.2%)	1,851 (44.8%)

\* Asia excluding China: Philippines 1, India 1, Kuwait 1, Uzbekistan 5, Bangladesh 1, Russia 7  
 Europe: Germany 2, Poland 2, France 1, Hungary 1 / America: Mexico 2, US 8

## Case status, as of 0:00 today (cumulative since 3 January 2020)

	Discharged from isolation	Under isolation	Severe/critical cases	Deceased
As of 0:00 14 November (Sat)	25,636	2,210	54	492
<b>As of 0:00 15 November (Sun)</b>	25,691	2,362	56	493
<b>Difference</b>	(+)55	(+)152	(+)2	(+)1

\* Based on case data reported to the KDCA

\*\* Severe/Critical: patients treated with high flow oxygen therapy, mechanical ventilator, ECMO (Extracorporeal Membrane Oxygenation), CRRT (Continuous Renal Replacement Therapy)

※ Figures subject to correction based on findings from epidemiological investigations



KDCA

Korea Disease Control and  
Prevention Agency

# Updates on COVID-19 in Republic of Korea

15 November 2020

## Recent major local clusters as of 12:00 today

Location	Cluster	New cases	Total cases
Seoul Dongdaemun-gu	<b>Ace Hope Care Center</b>	6	65
Seoul Yongsan-gu	<b>Military Welfare Center</b>	5	19
Seoul Gangnam-gu	<b>Yeoksam station</b>	9	31
Gyeonggi Gunpo-si and Anyang-si	<b>Medical / Care facilities</b>	5	159
Gangwon Chulwon-gun	<b>Nursing home for disabled</b>	5	6
Gangwon Injae-gun	<b>Social Gathering</b>	8	29
Gangwon Province	<b>Training program for School Principals</b>	9	16
Chungnam Seasan-gun	<b>Military base</b>	8	9
Chungnam Asan-si	<b>Workplace</b>	14	49
Gwangju-si	<b>University Hospital</b>	8	8
Jeonnam Gwangyang-si	<b>A company</b>	6	25

\* The specific figures may differ from the daily reported statistics or figures disclosed by local municipalities due to factors such as report timing and differences in the time period considered



KDCA

Korea Disease Control and Prevention Agency

# Updates on COVID-19 in Republic of Korea

15 November 2020

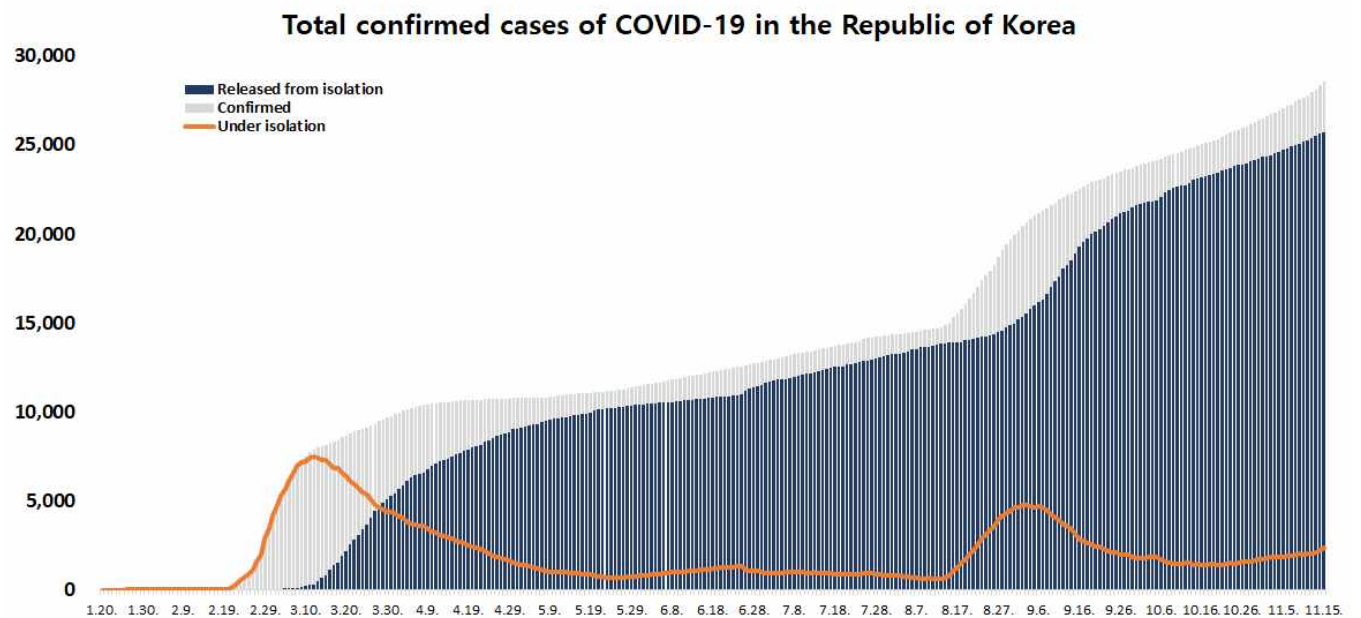
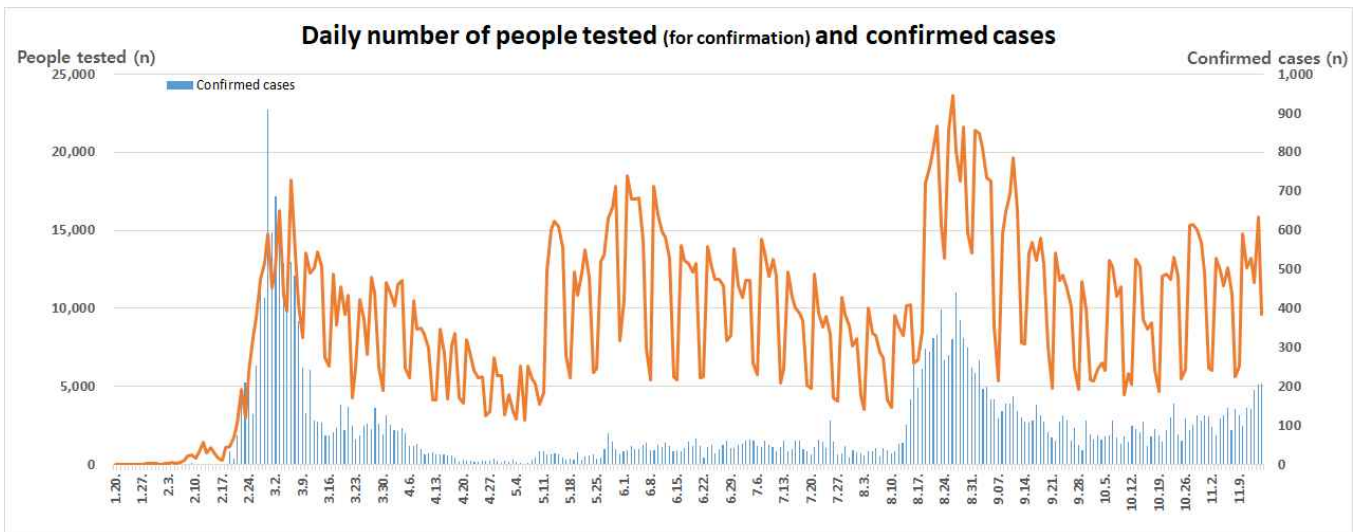
Overall case and test status as of 0:00 today (cumulative since 3 January 2020)

Period (since 3 Jan)	Total	Tested positive (PCR)				Testing in progress	Tested negative (PCR)
		Confirmed	Discharged from isolation	Under isolation	Deceased		
As of 0:00 14 November (Sat)	2,777,289	28,338	25,636	2,210	492	34,692	2,714,259
<b>As of 0:00 15 November (Sun)</b>	<b>2,786,878</b>	<b>28,546</b>	<b>25,691</b>	<b>2,362</b>	<b>493</b>	<b>36,378</b>	<b>2,721,954</b>
<b>Difference</b>	<b>+9,589</b>	<b>+208</b>	<b>+55</b>	<b>+152</b>	<b>(+1)</b>	<b>+1,686</b>	<b>+7,695</b>

\* Based on case data reported to the KDCA

\*\* Testing in progress includes number of completed tests with negative results that are being recorded with delays

※ Figures subject to correction based on findings from epidemiological investigations





KDCA

Korea Disease Control and  
Prevention Agency

# Updates on COVID-19 in Republic of Korea

15 November 2020

## Regional distribution of cases as of 0:00 today (cumulative since 3 January 2020)

Region	New cases		Total cases	(% )	Incidence rate* (per 100,000)
	Local	Imported			
Seoul	81	4	6,733	(23.59)	69.17
Busan	0	0	612	(2.14)	17.94
Daegu	0	1	7,203	(25.23)	295.63
Incheon	2	0	1,080	(3.78)	36.53
Gwangju	7	2	556	(1.95)	38.17
Daejeon	0	0	450	(1.58)	30.53
Ulsan	0	0	167	(0.59)	14.56
Sejong	0	0	84	(0.29)	24.54
Gyeonggi	41	4	5,956	(20.86)	44.95
Gangwon	19	0	394	(1.38)	25.58
Chungbuk	8	0	215	(0.75)	13.44
Chungnam	5	0	698	(2.45)	32.89
Jeonbuk	0	2	178	(0.62)	9.79
Jeonnam	8	1	238	(0.83)	12.76
Gyeongbuk	2	0	1,598	(5.60)	60.02
Gyeongnam	3	0	384	(1.35)	11.42
Jeju	0	0	62	(0.22)	9.24
Border Screening	0	18	1,938	(6.79)	-
<b>Total</b>	176	32	28,546	(100)	55.06

\* Total (cumulative) number of cases reported since January 2020 of region / Population of region (based on resident registration data of the Ministry of the Interior as of January 2020)

\* Incidence rate based on the number of confirmed cases with the address of the reporting institution



KDCA

Korea Disease Control and  
Prevention Agency

# Updates on COVID-19 in Republic of Korea

15 November 2020

## Confirmed cases by gender and age group

		New cases (%)	Total cases (%)	Incidence rate* (per 100,000)
Total		208 (100)	28,546 (100)	55.06
Sex	Male	100 (48.08)	13,381 (46.88)	51.74
	Female	108 (51.92)	15,165 (53.12)	58.36
Age	80 or above	5 (2.40)	1,246 (4.36)	65.61
	70-79	13 (6.25)	2,282 (7.99)	63.26
	60-69	40 (19.23)	4,516 (15.82)	71.18
	50-59	49 (23.56)	5,222 (18.29)	60.25
	40-49	27 (12.98)	3,861 (13.53)	46.02
	30-39	27 (12.98)	3,597 (12.60)	51.06
	20-29	26 (12.50)	5,473 (19.17)	80.41
	10-19	13 (6.25)	1,581 (5.54)	32.00
	0-9	8 (3.85)	768 (2.69)	18.51

\* Total (cumulative) number of cases reported since January 2020 by sex and age / Population by sex and age (based on resident registration data of the Ministry of the Interior as of January 2020)

## Deaths by gender and age group

		New deaths (%)	Total deaths (%)	Case fatality rate (%)
Total		1 (100)	493 (100)	1.73
Sex	Male	0 (0.00)	260 (52.74)	1.94
	Female	1 (100)	233 (47.26)	1.54
Age	80 or above	1 (100)	250 (50.71)	20.06
	70-79	0 (0.00)	157 (31.85)	6.88
	60-69	0 (0.00)	57 (11.56)	1.26
	50-59	0 (0.00)	23 (4.67)	0.44
	40-49	0 (0.00)	4 (0.81)	0.10
	30-39	0 (0.00)	2 (0.41)	0.06
	20-29	0 (0.00)	0 (0.00)	0.00
	10-19	0 (0.00)	0 (0.00)	0.00
	0-9	0 (0.00)	0 (0.00)	0.00

\* Case fatality rate (CFR) = Number of deaths / Number of confirmed cases x 100



KDCA

Korea Disease Control and Prevention Agency

# Updates on COVID-19 in Republic of Korea

15 November 2020

## AGE DISTRIBUTION OF SEVERE/CRITICAL CASES

	11.2.	11.3.	11.4.	11.5.	11.6.	11.7.	11.8.	11.9.	11.10.	11.11.	11.12.	11.13.	11.14.	11.15.
<b>Total</b>	49	52	53	51	50	53	58	57	54	49	53	50	54	56

	Severe/Critical	( % )
<b>Total</b>	<b>56</b>	<b>( 100.0 )</b>
80 and above	11	( 19.6 )
70-79	27	( 48.2 )
60-69	14	( 25.0 )
50-59	3	( 5.4 )
40-49	1	( 1.8 )
30-39	0	( 0.0 )
20-29	0	( 0.0 )
10-19	0	( 0.0 )
0-9	0	( 0.0 )

\* Severe/Critical: patients treated with high flow oxygen therapy, mechanical ventilator, ECMO (Extracorporeal Membrane Oxygenation), CRRT (Continuous Renal Replacement Therapy)

\* ICU treatment is decided based on the need for intensive care based on factors such as clinical condition and presence of any underlying medical condition and may differ from severe and critical case classification criteria. The number of severe/critical cases may not match the number of patients in ICU.



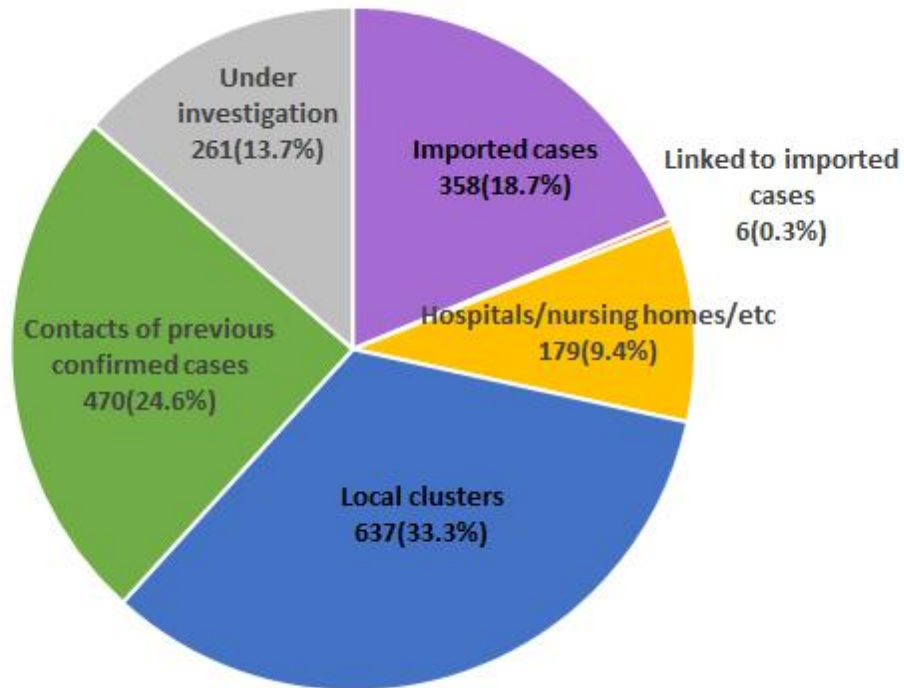
KDCA

Korea Disease Control and Prevention Agency

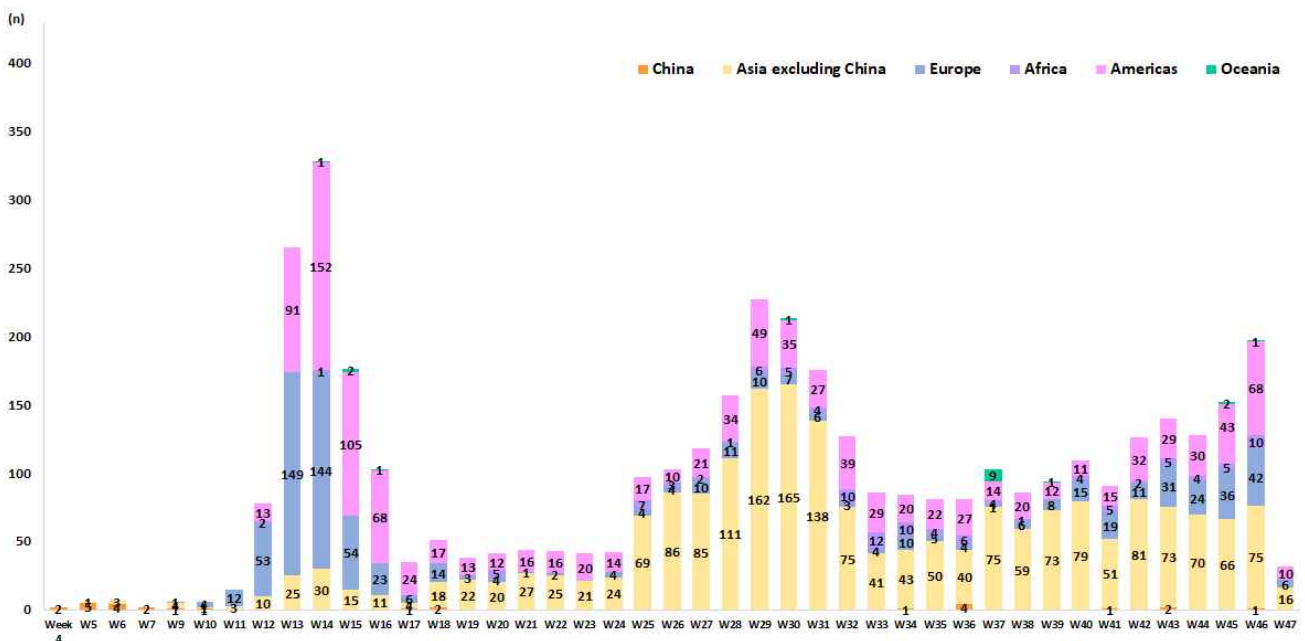
# Updates on COVID-19 in Republic of Korea

15 November 2020

## NEW CASES (LAST 2 WEEKS) BY CHAIN OF TRANSMISSION



## IMPORTED CASES





KDCA

Korea Disease Control and Prevention Agency

# Updates on COVID-19 in Republic of Korea

15 November 2020

## REGIONAL DISTRIBUTION AND EPIDEMIOLOGICAL LINKS OF CONFIRMED CASES

Region	Confirmed cases									Other major clusters
	Total	Imported cases	Clusters				Other*	Under investigation	New cases	
			Sub-total	Shin-cheonji cluster	Other local clusters	Imported related				
Seoul	6,733	501	3,679	8	3,594	77	1,346	1,207	85	Past large clusters: • Sarang Jeil Church (1173) • Aug 15 Seoul rallies (650) • Nightclubs (277) • Richway (210) • Guro-gu call center (170) • Coupang fulfillment center (152) • Gwangju door-to-door sales (150) • Fitness/sport facility in Cheonan (123) • Newly planted churches group (119) • SRC Rehabilitation Hospital
Busan	612	65	428	12	361	55	61	58	0	
Daegu	7,203	93	5,420	4,512	904	4	936	754	1	
Incheon	1,080	119	706	2	695	9	136	119	2	
Gwangju	556	73	402	9	387	6	47	34	9	
Daejeon	450	36	274	2	272	0	88	52	0	
Ulsan	167	47	84	16	64	4	21	15	0	
Sejong	84	18	52	1	50	1	10	4	0	
Gyeonggi	5,956	793	3,474	29	3,377	68	949	740	45	
Gangwon	394	32	242	17	224	1	72	48	19	
Chungbuk	215	51	94	6	81	7	46	24	8	
Chungnam	698	77	419	0	418	1	120	82	5	
Jeonbuk	178	54	78	1	77	0	29	17	2	
Jeonnam	238	48	126	1	123	2	48	16	9	
Gyeongbuk	1,598	76	1,178	565	613	0	202	142	2	
Gyeongnam	384	95	240	32	205	3	23	26	3	
Jeju	62	20	15	0	14	1	20	7	0	
Ports of Entry	1,938	1,938	0	0	0	0	0	0	18	
Total	28,546 (%)	4,136 (14.5)	16,911 (59.2)	5,213 (18.3)	11,459 (40.1)	239 (0.8)	4,154 (14.6)	3,345 (11.7)	208	

\* Includes contacts of confirmed cases

※ The interim classification is based on the reporting location, which may change depending on further epidemiological investigation.