



KDCA

Korea Disease Control and Prevention Agency

Updates on COVID-19 in Republic of Korea

21 October 2020

□ As of 0:00, 21 October 2020, the total number of confirmed cases is 25,424 (including 3,584 imported cases), of which 23,584 cases have been discharged from isolation. There are 57 new local cases, 34 new imported cases, and 3 new deaths.

Local transmission cases, as of 0:00, 21 October (cumulative since 3 January 2020)

	Total	City							
		Seoul	Busan	Daegu	Incheon	Gwangju	Daejeon	Ulsan	Sejong
New	57	13	10	0	6	0	4	1	0
Cumulative	21,840	5,278	526	7,053	905	443	387	118	61

	Total	Province							
		Gyeonggi	Gangwon	Chung-buk	Chung-nam	Jeon-buk	Jeon-nam	Gyeong-buk	Gyeong-nam
New	21	0	0	0	0	0	2	0	0
Cumulative	4,260	213	143	437	110	136	1,512	219	39

Imported cases, as of 0:00, 21 October (cumulative since 3 January 2020)

	Total	Region/Country						Where confirmed		Nationality	
		China	Asia ex-China	Europe	America	Africa	Oceania	Point of Entry	Community	Korean	Other
New	34	0	19	11	3	1	0	22	12	9	25
Total	3,584	26 (0.7%)	1,801 (50.3%)	634 (17.7%)	1,011 (28.2%)	97 (2.7%)	15 (0.4%)	1,674 (46.7%)	1,910 (53.3%)	2,059 (57.4%)	1,525 (42.6%)

※ Asia excluding China: Uzbekistan 1, Bangladesh 1, Kyrgyzstan 2, Russia 8, India 1, Iraq 2, Myanmar 3, Kuwait 1
 Europe: France 10, UK 1 / America: US 3 / Africa: Senegal 1

Case status, as of 0:00, 21 October (cumulative since 3 January 2020)

	Discharged from isolation	Under isolation	Severe/critical cases	Deceased
As of 0:00 20 October (Tues)	23,466	1,420	71	447
As of 0:00 21 October (Wed)	23,584	1,390	70	450
Difference	(+)118	(-)30	(-)1	(+)3

* Based on case data reported to the KDCA

** Severe/Critical: patients treated with high flow oxygen therapy, mechanical ventilator, ECMO (Extracorporeal Membrane Oxygenation), CRRT (Continuous Renal Replacement Therapy)

※ Figures subject to correction based on findings from epidemiological investigations

Overall case and test status, as of 0:00, 21 October (cumulative since 3 January 2020)

Period (since 3 Jan)	Total	Tested positive (PCR)				Testing in progress	Tested negative (PCR)
		Confirmed	Discharged from isolation	Under isolation	Deceased		
As of 0:00 20 October (Tues)	2,491,311	25,333	23,466	1,420	447	19,379	2,446,599
As of 0:00 21 October (Wed)	2,503,491	25,424	23,584	1,390	450	19,493	2,458,574
Difference	+12,180	+91	+118	-30	(+)3	+114	+11,975

* Based on case data reported to the KDCA

** Testing in progress includes number of completed tests with negative results that are being recorded with delays

※ Figures subject to correction based on findings from epidemiological investigations

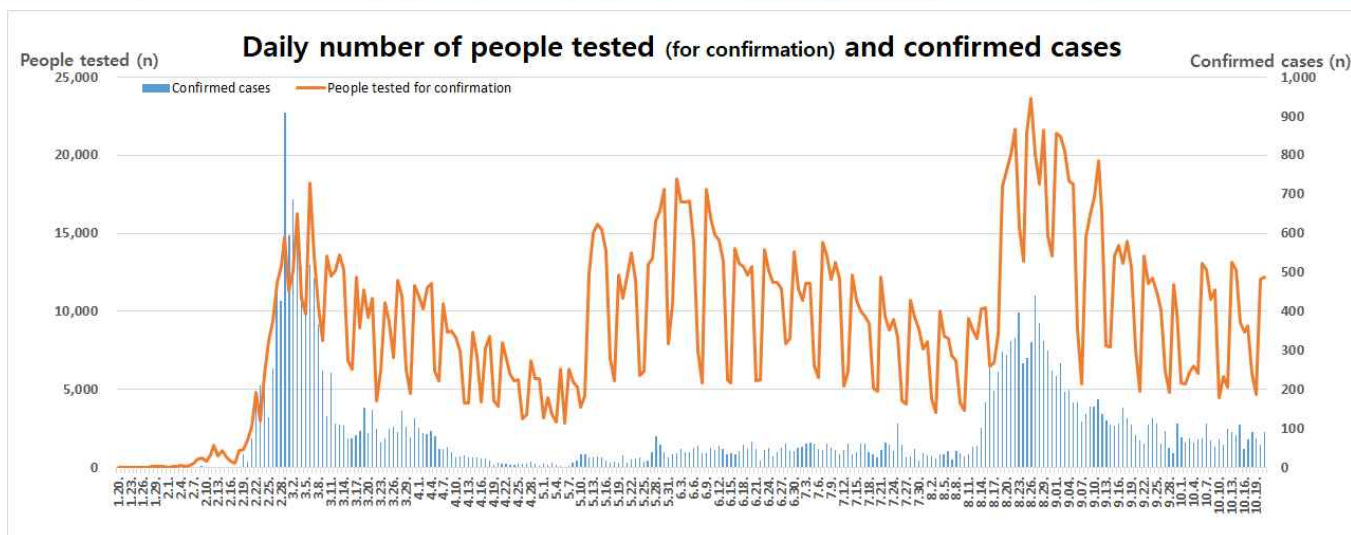


KDCA

Korea Disease Control and Prevention Agency

Updates on COVID-19 in Republic of Korea

21 October 2020



Regional distribution of cases, as of 0:00, 21 October (cumulative since 3 January 2020)

Region	New cases		Total cases	(%)	Incidence rate* (per 100,000)
	Local	Imported			
Seoul	13	4	5,730	(22.54)	58.87
Busan	10	0	583	(2.29)	17.09
Daegu	0	0	7,142	(28.09)	293.13
Incheon	6	0	1,008	(3.96)	34.10
Gwangju	0	1	503	(1.98)	34.53
Daejeon	4	0	423	(1.66)	28.69
Ulsan	1	0	157	(0.62)	13.69
Sejong	0	0	78	(0.31)	22.79
Gyeonggi	21	3	4,921	(19.36)	37.14
Gangwon	0	2	243	(0.96)	15.77
Chungbuk	0	1	184	(0.72)	11.50
Chungnam	0	0	507	(1.99)	23.89
Jeonbuk	0	0	156	(0.61)	8.58
Jeonnam	0	1	178	(0.70)	9.55
Gyeongbuk	2	0	1,577	(6.20)	59.23
Gyeongnam	0	0	301	(1.18)	8.95
Jeju	0	0	59	(0.23)	8.80
Border Screening	0	22	1,674	(6.58)	-
Total	57	34	25,424	(100)	49.04

* Total (cumulative) number of cases reported since January 2020 of region / Population of region (based on resident registration data of the Ministry of the Interior as of January 2020)

* Incidence rate based on the number of confirmed cases with the address of the reporting institution



KDCA

Korea Disease Control and
Prevention Agency

Updates on COVID-19 in Republic of Korea

21 October 2020

Major local clusters as of 12:00 today (21 October 2020)

Cluster	Location	New cases	Total cases	Note
Social gathering in Gangnam/Seocho	Seoul	8	18	Gathering participants (8) including index case Family/friends (8) Others (2) Probable route of transmission: gathering in Yangpyeong (10.2), gathering in cafe (10.5), billiard ball gathering (10.10)
Proverbs Medical Devices	Seoul	3	38	Proverbs Medical Devices related Staff/visitors (3) including index case Family/friends (9) CJ Telenix related Staff/visitors (21) Family/friends (5)
Dana Mental Hospital	Seoul	1	68	Patients (61) including index case Staff (7)
SRC Rehabilitation Hospital	Gyeonggi Province	23	86	Patients (25) Caregivers/care workers (33) Staff (11) Outside hospital (family 11, friends, etc. 6)
Holiday gathering in Bucheon-si	Gyeonggi Province	11	12	First case confirmed on 14 October Family (5) Coworkers (2) Elderly day care center (4)
Haetteurak Convalescent Hospital	Busan	7	81	Patients (65) Caregivers/care workers (8) Healthcare workers (7) including index case Outside hospital (family 0, friends, etc. 1)

** The specific figures may differ from the daily reported statistics or figures disclosed by local municipalities due to factors such as report timing and differences in the time period considered*

- With the annual influenza season approaching, KDCA is consulting with medical experts in preparation for possible simultaneous circulation of COVID-19 and influenza.
- Standard protocols for infection prevention will be prepared and distributed to minimize transmission of infectious disease in healthcare settings.



KDCA

Korea Disease Control and Prevention Agency

Updates on COVID-19 in Republic of Korea

21 October 2020

AGE DISTRIBUTION OF SEVERE/CRITICAL CASES

	10.8	10.9	10.10	10.11	10.12	10.13	10.14	10.15	10.16	10.17	10.18	10.19	10.20	10.21
Total	94	90	86	86	83	86	81	77	78	78	77	78	71	70

	Severe/Critical	(%)
Total	70	(100.0)
80 and above	13	(18.6)
70-79	28	(40.0)
60-69	22	(31.4)
50-59	3	(4.3)
40-49	4	(5.7)
30-39	0	(0.0)
20-29	0	(0.0)
10-19	0	(0.0)
0-9	0	(0.0)

* Severe/Critical: patients treated with high flow oxygen therapy, mechanical ventilator, ECMO (Extracorporeal Membrane Oxygenation), CRRT (Continuous Renal Replacement Therapy)

* ICU treatment is decided based on the need for intensive care based on factors such as clinical condition and presence of any underlying medical condition and may differ from severe and critical case classification criteria. The number of severe/critical cases may not match the number of patients in ICU.



KDCA

Korea Disease Control and
Prevention Agency

Updates on COVID-19 in Republic of Korea

21 October 2020

Confirmed cases by gender and age group

		New cases (%)	Total cases (%)	Incidence rate* (per 100,000)
Total		91 (100)	25,424 (100)	49.04
Sex	Male	47 (51.65)	11,830 (46.53)	45.74
	Female	44 (48.35)	13,594 (53.47)	52.32
Age	80 or above	10 (10.99)	1,074 (4.22)	56.55
	70-79	5 (5.49)	2,046 (8.05)	56.72
	60-69	14 (15.38)	4,052 (15.94)	63.87
	50-59	15 (16.48)	4,674 (18.38)	53.93
	40-49	18 (19.78)	3,400 (13.37)	40.53
	30-39	12 (13.19)	3,135 (12.33)	44.50
	20-29	12 (13.19)	5,015 (19.73)	73.68
	10-19	4 (4.40)	1,390 (5.47)	28.14
	0-9	0 (0.00)	638 (2.51)	15.38

* Total (cumulative) number of cases reported since January 2020 by sex and age / Population by sex and age (based on resident registration data of the Ministry of the Interior as of January 2020)

Deaths by gender and age group

		New deaths (%)	Total deaths (%)	Case fatality rate (%)
Total		3 (100)	450 (100)	1.77
Sex	Male	3 (100.00)	240 (53.33)	2.03
	Female	0 (0.00)	210 (46.67)	1.54
Age	80 or above	2 (66.67)	227 (50.44)	21.14
	70-79	1 (33.33)	147 (32.67)	7.18
	60-69	0 (0.00)	49 (10.89)	1.21
	50-59	0 (0.00)	21 (4.67)	0.45
	40-49	0 (0.00)	4 (0.89)	0.12
	30-39	0 (0.00)	2 (0.44)	0.06
	20-29	0 (0.00)	0 (0.00)	0.00
	10-19	0 (0.00)	0 (0.00)	0.00
	0-9	0 (0.00)	0 (0.00)	0.00

* Case fatality rate (CFR) = Number of deaths / Number of confirmed cases x 100



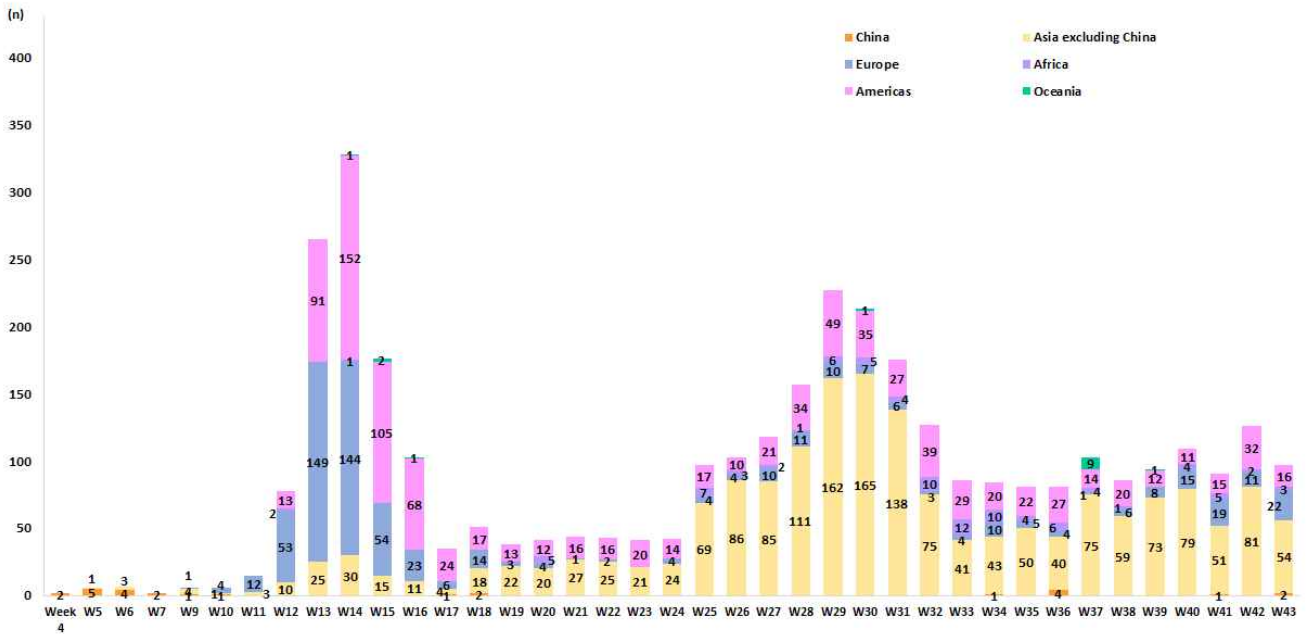
KDCA

Korea Disease Control and Prevention Agency

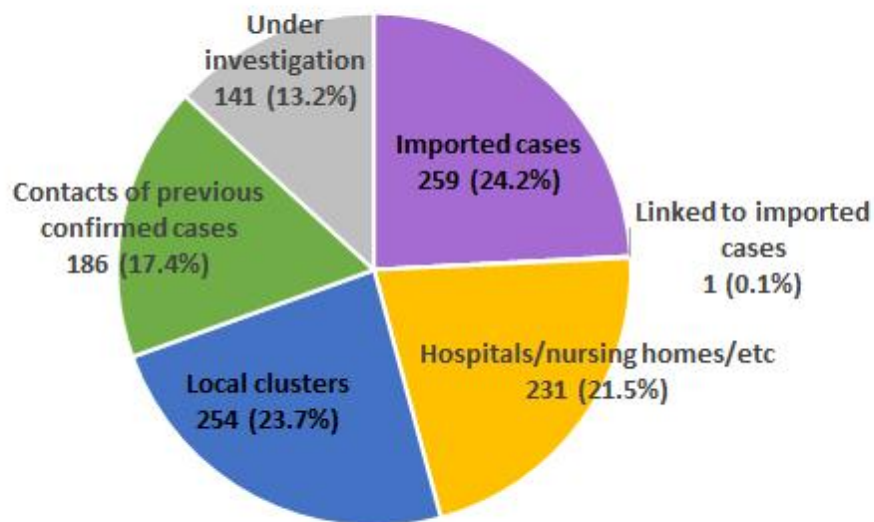
Updates on COVID-19 in Republic of Korea

21 October 2020

IMPORTED CASES



NEW CASES (LAST 2 WEEKS) BY CHAIN OF TRANSMISSION





KDCA

Korea Disease Control and Prevention Agency

Updates on COVID-19 in Republic of Korea

21 October 2020

REGIONAL DISTRIBUTION AND EPIDEMIOLOGICAL LINKS OF CONFIRMED CASES

Region	Confirmed cases									Other major clusters
	Total	Imported cases	Clusters				Other*	Under investigation	New cases	
			Sub-total	Shin-cheonji cluster	Other local clusters	Imported related				
Seoul	5,730	452	3,154	8	3,073	73	1,099	1,025	17	Past large clusters: • Sarang Jeil Church (1173) • Aug 15 Seoul rallies (647) • Nightclubs (277) • Richway (210) • Guro-gu call center (170) • Coupang fulfillment center (152) • Gwangju door-to-door sales (150) • Fitness/sport facility in Cheonan (123) • Newly planted churches group (119) Recent clusters: • Haetteurak Convalescent Hospital • Master Plus Hospital • SRC Rehabilitation Hospital • Door-to-door sales in Yeongdeungpo / Gwangjin • Dana Mental Hospital • Military garrison in Northern Gyeonggi • Proverbs Medical Devices • Chuseok family gathering in Daejeon • Social gathering in Dongducheon-si • Family meal and social gathering in Daejeon • Seomin Noodles in Songpa-gu • KMGH Holdem Pub • Funeral in Seodaemun-gu
Busan	583	57	416	12	349	55	54	56	10	
Daegu	7,142	89	5,369	4,512	853	4	935	749	0	
Incheon	1,008	103	660	2	650	8	133	112	6	
Gwangju	503	60	379	9	364	6	34	30	1	
Daejeon	423	36	249	2	247	0	89	49	4	
Ulsan	157	39	83	16	63	4	21	14	1	
Sejong	78	17	47	1	45	1	10	4	0	
Gyeonggi	4,921	661	2,819	29	2,723	67	798	643	24	
Gangwon	243	30	145	17	127	1	40	28	2	
Chungbuk	184	41	89	6	76	7	29	25	1	
Chungnam	507	70	306	0	305	1	77	54	0	
Jeonbuk	156	46	69	1	68	0	24	17	0	
Jeonnam	178	42	104	1	101	2	23	9	1	
Gyeongbuk	1,577	65	1,170	566	604	0	201	141	2	
Gyeongnam	301	82	176	32	141	3	20	23	0	
Jeju	59	20	13	0	12	1	20	6	0	
Ports of Entry	1,674	1,674	0	0	0	0	0	0	22	
Total	25,424 (%)	3,584 (14.1)	15,248 (60.0)	5,214 (20.5)	9,801 (38.6)	233 (0.9)	3,607 (14.2)	2,985 (11.7)	91	

* Includes contacts of confirmed cases

※ The interim classification is based on the reporting location, which may change depending on further epidemiological investigation.