



KDCA

Korea Disease Control and Prevention Agency

Updates on COVID-19 in Republic of Korea

31 October 2020

□ As of 0:00, 31 October 2020, the total number of confirmed cases is 26,511 (including 3,755 imported cases), of which 24,311 cases have been discharged from isolation. There are 96 new local cases, 31 new imported cases, and 1 new death.

Local transmission cases, as of 0:00, 31 October (cumulative since 3 January 2020)

	Total	City							
		Seoul	Busan	Daegu	Incheon	Gwangju	Daejeon	Ulsan	Sejong
New	96	51	2	9	3	0	0	0	3
Cumulative	22,756	5,555	534	7,084	938	448	406	120	64
	Total	Province							
		Gyeonggi	Gangwon	Chung-buk	Chung-nam	Jeon-buk	Jeon-nam	Gyeong-buk	Gyeong-nam
New	23	0	0	4	0	0	0	1	0
Cumulative	4,697	249	145	469	119	140	1,517	232	39

Imported cases, as of 0:00, 31 October (cumulative since 3 January 2020)

	Total	Region/Country						Where confirmed		Nationality	
		China	Asia ex-China	Europe	America	Africa	Oceania	Point of Entry	Community	Korean	Other
New	31	0	23	2	6	0	0	25	6	5	26
Total	3,755	26 (0.7%)	1,890 (50.3%)	667 (17.8%)	1,054 (28.1%)	103 (2.7%)	15 (0.4%)	1,766 (47.0%)	1,989 (53.0%)	2,116 (56.4%)	1,639 (43.6%)

※ Asia excluding China: Philippines 1, Uzbekistan 2, Russia 15, India 2, Indonesia 3 / Europe: Hungary 1, Italia 1 / America 6

Case status, as of 0:00, 31 October (cumulative since 3 January 2020)

	Discharged from isolation	Under isolation	Severe/critical cases	Deceased
As of 0:00 30 October (Fri)	24,227	1,694	51	463
As of 0:00 31 October (Sat)	24,311	1,736	54	464
Difference	(+)84	(+)42	(+)3	(+)1

* Based on case data reported to the KDCA

** Severe/Critical: patients treated with high flow oxygen therapy, mechanical ventilator, ECMO (Extracorporeal Membrane Oxygenation), CRRT (Continuous Renal Replacement Therapy)

※ Figures subject to correction based on findings from epidemiological investigations

Overall case and test status, as of 0:00, 31 October (cumulative since 3 January 2020)

Period (since 3 Jan)	Total	Tested positive (PCR)				Testing in progress	Tested negative (PCR)
		Confirmed	Discharged from isolation	Under isolation	Deceased		
As of 0:00 30 October (Fri)	2,612,231	26,384***	24,227	1,694	463	26,373	2,559,474***
As of 0:00 31 October (Sat)	2,624,492	26,511	24,311	1,736	464	25,678	2,572,303
Difference	+12,261	+127	+84	+42	+1	-695	+12,829

* Based on case data reported to the KDCA

** Testing in progress includes number of completed tests with negative results that are being recorded with delays

※ Figures subject to correction based on findings from epidemiological investigations



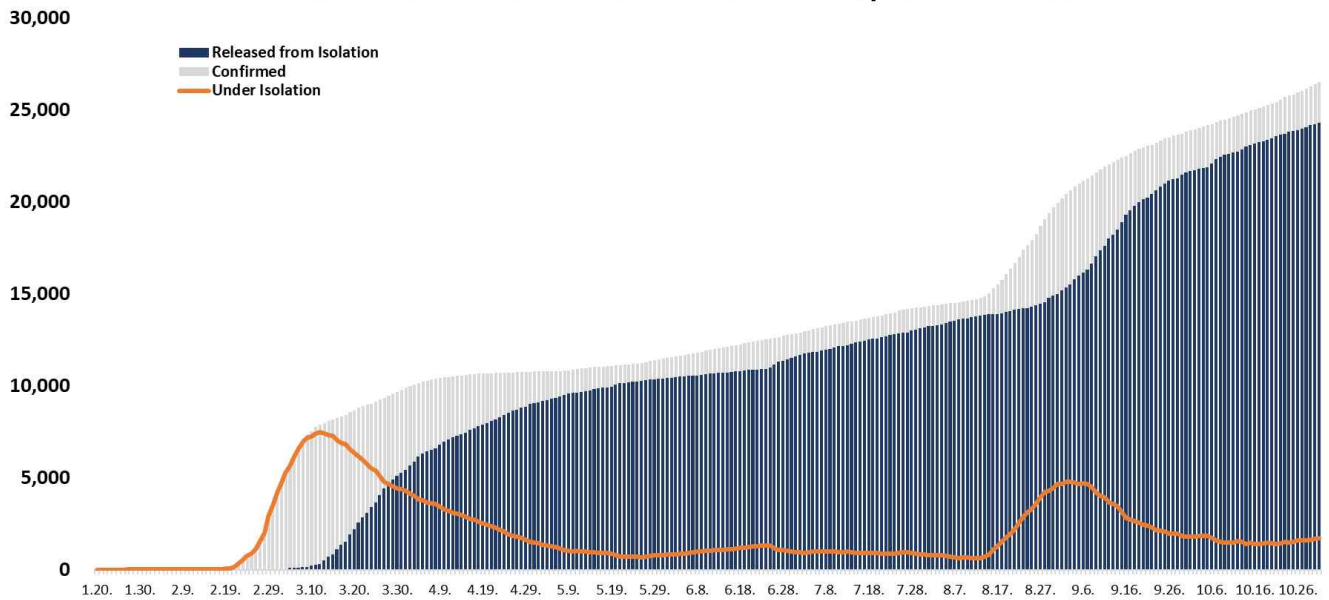
KDCA

Korea Disease Control and Prevention Agency

Updates on COVID-19 in Republic of Korea

31 October 2020

Total confirmed cases of COVID-19 in the Republic of Korea



Regional distribution of cases, as of 0:00, 31 October (cumulative since 3 January 2020)

Region	New cases		Total cases	(%)	Incidence rate* (per 100,000)
	Local	Imported			
Seoul	51	1	6,011	(22.67)	61.76
Busan	2	0	592	(2.23)	17.35
Daegu	9	0	7,174	(27.06)	294.44
Incheon	3	0	1,045	(3.94)	35.35
Gwangju	0	0	511	(1.93)	35.08
Daejeon	0	0	442	(1.67)	29.98
Ulsan	0	0	163	(0.61)	14.21
Sejong	3	0	82	(0.31)	23.95
Gyeonggi	23	4	5,403	(20.38)	40.78
Gangwon	0	0	279	(1.05)	18.11
Chungbuk	0	0	189	(0.71)	11.82
Chungnam	4	1	541	(2.04)	25.49
Jeonbuk	0	0	166	(0.63)	9.13
Jeonnam	0	0	185	(0.70)	9.92
Gyeongbuk	0	0	1,587	(5.99)	59.61
Gyeongnam	1	0	316	(1.19)	9.40
Jeju	0	0	59	(0.22)	8.80
Border Screening	0	25	1,766	(6.66)	-
Total	96	31	26,511	(100)	51.13

* Total (cumulative) number of cases reported since January 2020 of region / Population of region (based on resident registration data of the Ministry of the Interior as of January 2020)

* Incidence rate based on the number of confirmed cases with the address of the reporting institution



KDCA

Korea Disease Control and
Prevention Agency

Updates on COVID-19 in Republic of Korea

31 October 2020

Major local clusters as of 12:00 today (31 October 2020)

Cluster	Location	New cases	Total cases
Nursing Home in Dongdaemun-gu	Seoul		8
A hospital in Songpa-gu	Seoul	8	9
Lucky Sauna in Gangnam	Seoul	5	33
Eunpyung visiting tutor	Seoul	3	16
Daegu Yesu-joongshim Church	Daegu	5	27
SRC Rehabilitation Hospital	Gyeonggi Province	3	150
Bundang Middle School	Gyeonggi Province	12	25
Textile Company	Gyeonggi Province	6	28

* The specific figures may differ from the daily reported statistics or figures disclosed by local municipalities due to factors such as report timing and differences in the time period considered



KDCA

Korea Disease Control and
Prevention Agency

Updates on COVID-19 in Republic of Korea

31 October 2020

AGE DISTRIBUTION OF SEVERE/CRITICAL CASES

	10.18	10.19	10.20	10.21	10.22	10.23	10.24	10.25	10.26	10.27	10.28	10.29	10.30	10.31
Total	77	78	71	70	62	62	60	53	53	52	52	53	51	54

	Severe/Critical	(%)
Total	54	(100.0)
80 and above	15	(27.8)
70-79	21	(38.9)
60-69	12	(22.2)
50-59	4	(7.4)
40-49	2	(3.7)
30-39	0	(0.0)
20-29	0	(0.0)
10-19	0	(0.0)
0-9	0	(0.0)

* Severe/Critical: patients treated with high flow oxygen therapy, mechanical ventilator, ECMO (Extracorporeal Membrane Oxygenation), CRRT (Continuous Renal Replacement Therapy)

* ICU treatment is decided based on the need for intensive care based on factors such as clinical condition and presence of any underlying medical condition and may differ from severe and critical case classification criteria. The number of severe/critical cases may not match the number of patients in ICU.



KDCA

Korea Disease Control and
Prevention Agency

Updates on COVID-19 in Republic of Korea

31 October 2020

Confirmed cases by gender and age group

		New cases (%)	Total cases (%)	Incidence rate* (per 100,000)
Total		127 (100)	26,511 (100)	51.13
Sex	Male	64 (50.39)	12,352 (46.59)	47.76
	Female	63 (49.61)	14,159 (53.41)	54.49
Age	80 or above	10 (7.87)	1,150 (4.34)	60.55
	70-79	10 (7.87)	2,116 (7.98)	58.66
	60-69	8 (6.30)	4,209 (15.88)	66.34
	50-59	26 (20.47)	4,871 (18.37)	56.20
	40-49	18 (14.17)	3,563 (13.44)	42.47
	30-39	22 (17.32)	3,285 (12.39)	46.63
	20-29	21 (16.54)	5,168 (19.49)	75.93
	10-19	5 (3.94)	1,457 (5.50)	29.49
	0-9	0 (0.00)	692 (2.61)	16.68

* Total (cumulative) number of cases reported since January 2020 by sex and age / Population by sex and age (based on resident registration data of the Ministry of the Interior as of January 2020)

Deaths by gender and age group

		New deaths (%)	Total deaths (%)	Case fatality rate (%)
Total		1 (100)	464 (100)	1.75
Sex	Male	0 (0.00)	248 (53.45)	2.01
	Female	1 (100)	216 (46.55)	1.53
Age	80 or above	1 (100)	232 (50.00)	20.17
	70-79	0 (0.00)	152 (32.76)	7.18
	60-69	0 (0.00)	53 (11.42)	1.26
	50-59	0 (0.00)	21 (4.53)	0.43
	40-49	0 (0.00)	4 (0.86)	0.11
	30-39	0 (0.00)	2 (0.43)	0.06
	20-29	0 (0.00)	0 (0.00)	0.00
	10-19	0 (0.00)	0 (0.00)	0.00
	0-9	0 (0.00)	0 (0.00)	0.00

* Case fatality rate (CFR) = Number of deaths / Number of confirmed cases x 100



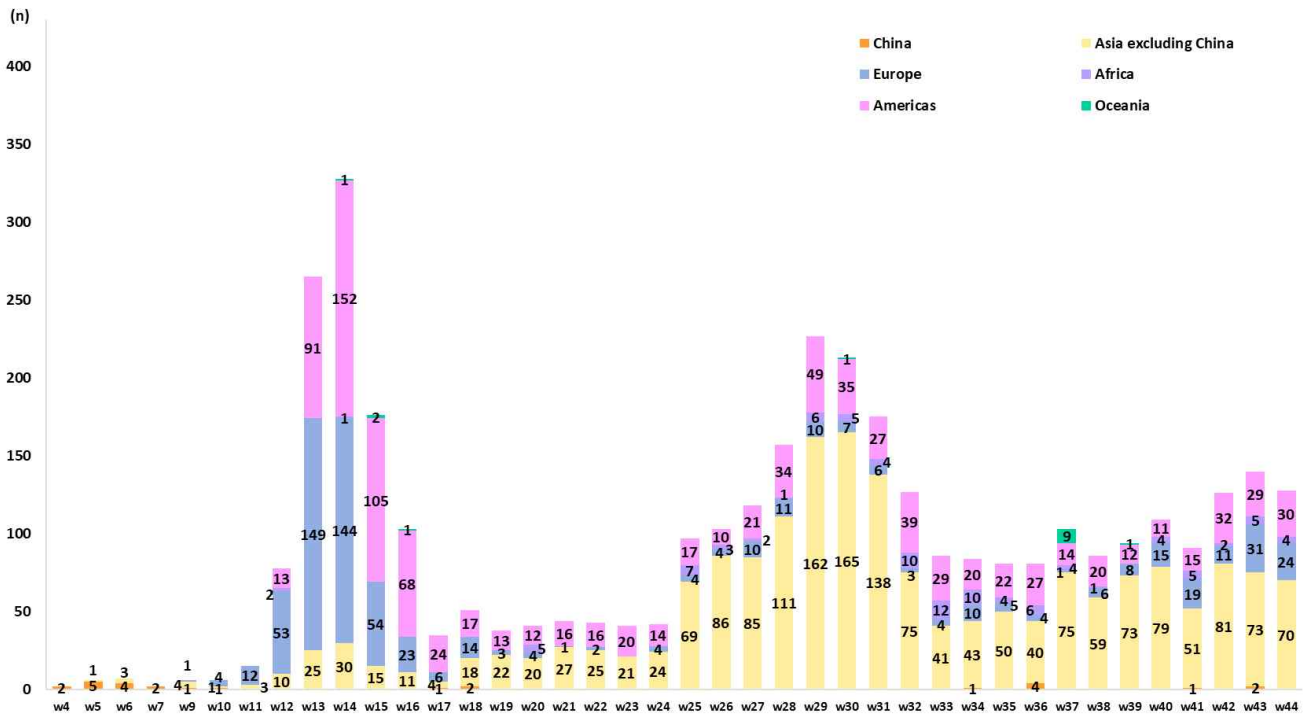
KDCA

Korea Disease Control and Prevention Agency

Updates on COVID-19 in Republic of Korea

31 October 2020

IMPORTED CASES





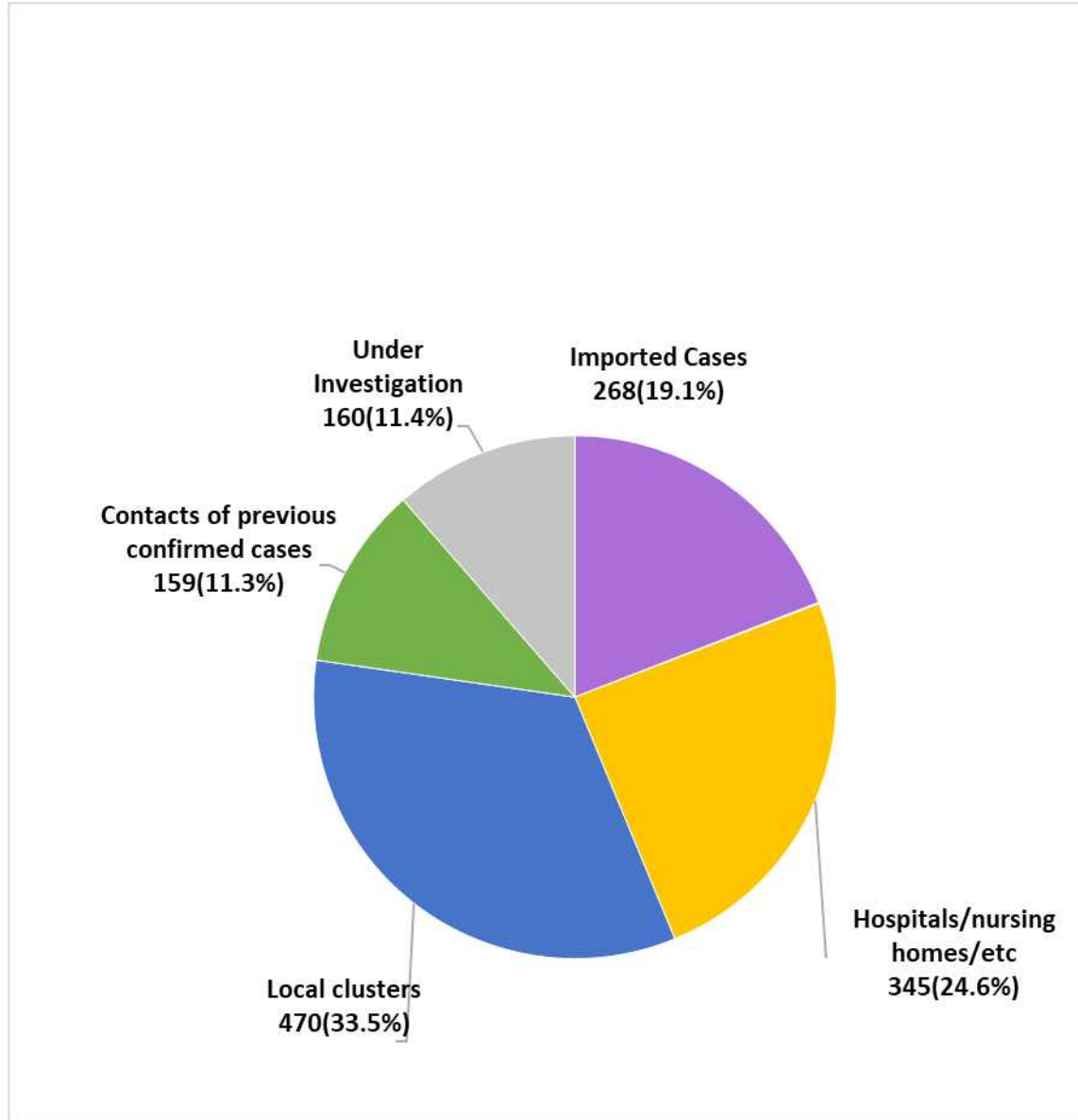
KDCA

Korea Disease Control and
Prevention Agency

Updates on COVID-19 in Republic of Korea

31 October 2020

NEW CASES (LAST 2 WEEKS) BY CHAIN OF TRANSMISSION





KDCA

Korea Disease Control and
Prevention Agency

Updates on COVID-19 in Republic of Korea

31 October 2020

REGIONAL DISTRIBUTION AND EPIDEMIOLOGICAL LINKS OF CONFIRMED CASES

Region	Confirmed cases									Other major clusters
	Total	Imported cases	Clusters				Other*	Under investigation	New cases	
			Sub-total	Shin-cheonji cluster	Other local clusters	Imported related				
Seoul	6,011	456	3,307	8	3,225	74	1,168	1,080	52	Past large clusters: • Sarang Jeil Church (1173) • Aug 15 Seoul rallies (647) • Nightclubs (277) • Richway (210) • Guro-gu call center (170) • Coupang fulfillment center (152) • Gwangju door-to-door sales (150) • Fitness/sport facility in Cheonan (123) • Newly planted churches group (119) Recent clusters: • SRC Rehabilitation Hospital • Haengbokhae Nursing Home • Care facilities in Gunpo-si • Proverbs Medical Devices • Family in Guro-gu • Welfare facility for the disabled in Yeosu-si • Alumni golf group • Master Plus Hospital • Chuseok family gathering in Daejeon • Social gathering in Gangnam/Seocho • Social gathering in Cheonan • Textile company in Yangju-si • Sammosporex 2 • Family gathering in Changwon • Incheon International Airport Cargo Terminal
Busan	592	58	422	12	355	55	54	58	2	
Daegu	7,174	90	5,397	4,512	881	4	935	752	9	
Incheon	1,045	107	688	2	678	8	134	116	3	
Gwangju	511	63	383	9	368	6	34	31	0	
Daejeon	442	36	270	2	268	0	86	50	0	
Ulsan	163	43	84	16	64	4	21	15	0	
Sejong	82	18	47	1	45	1	10	7	3	
Gyeonggi	5,403	706	3,203	29	3,108	66	818	676	27	
Gangwon	279	30	188	17	170	1	33	28	0	
Chungbuk	189	44	91	6	78	7	29	25	0	
Chungnam	541	72	332	0	331	1	78	59	5	
Jeonbuk	166	47	75	1	74	0	27	17	0	
Jeonnam	185	45	104	1	101	2	24	12	0	
Gyeongbuk	1,587	70	1,176	565	611	0	200	141	0	
Gyeongnam	316	84	188	32	153	3	21	23	1	
Jeju	59	20	14	0	13	1	19	6	0	
Ports of Entry	1,766	1,766	0	0	0	0	0	0	25	
Total	26,511 (%)	3,755 (14.2)	15,969 (60.2)	5,213 (19.7)	10,523 (39.7)	233 (0.9)	3,691 (13.9)	3,096 (11.7)	127	

* Includes contacts of confirmed cases

※ The interim classification is based on the reporting location, which may change depending on further epidemiological investigation.