



KCDC

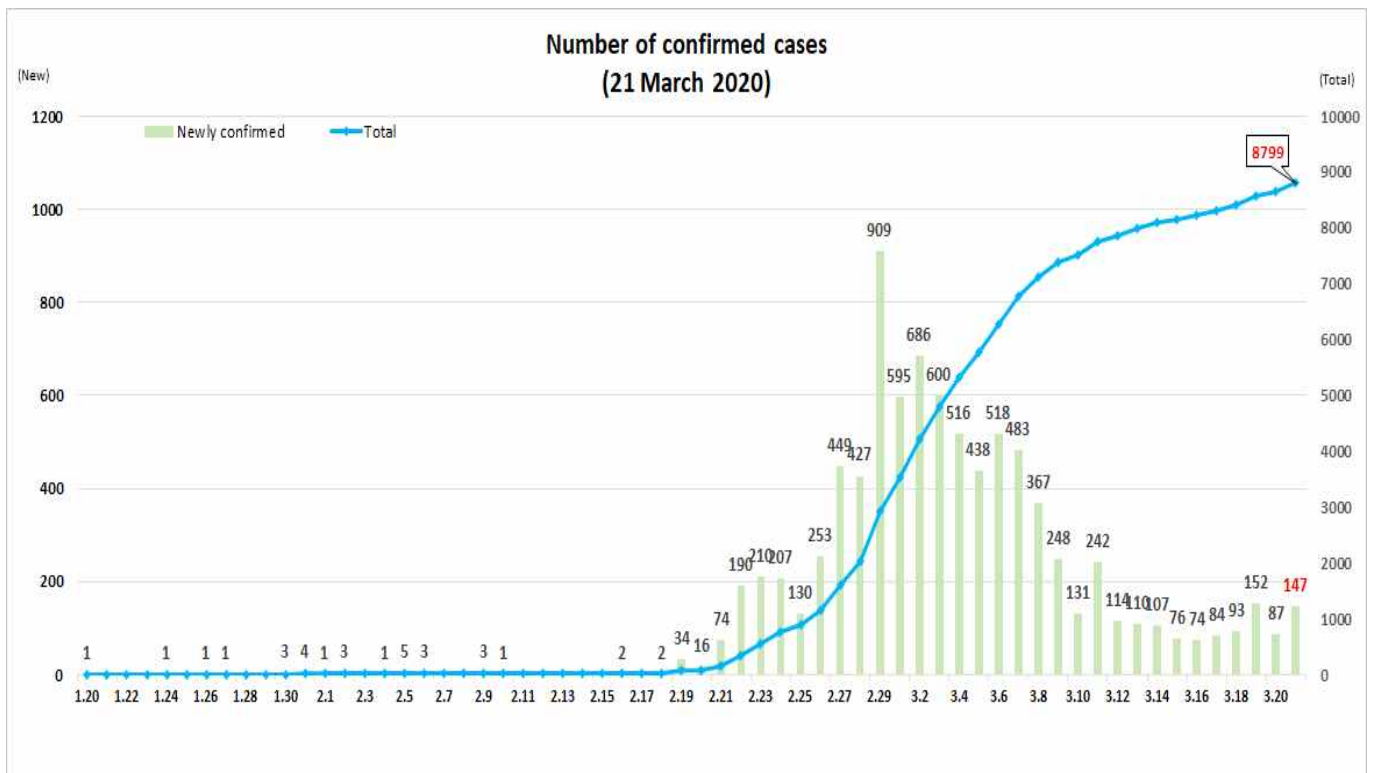
Korea Centers for Disease Control & Prevention

The Updates of COVID-19 in Republic of Korea

21 March, 2020

- As of 0:00, 21 March 2020, the total number of confirmed cases is 8,799, of which 2,612 cases have been discharged from isolation. Newly confirmed cases are 147 in total.

Period (since 3 Jan)	Total	Tested positive				Being tested	Tested negative
		Confirmed	Discharged	Isolated	Deceased		
As of 0:00 20 March (Fri)	316,664	8,652	2,233	6,325	94	15,525	292,487
As of 0:00 21 March (Sat)	327,509	8,799	2,612	6,085	102	15,704	303,006
Differences	10,845	147	379	-240	8	179	10,519





KCDC

Korea Centers for Disease Control & Prevention

The Updates of COVID-19 in Republic of Korea

21 March, 2020

○ Regional distribution of total confirmed cases:

	Total	City							
		Seoul	Busan	Daegu	Incheon	Gwangju	Daejeon	Ulsan	Sejong
Isolated	6,085	250	40	4,410	33	8	17	25	39
Discharged	2,612	64	67	1,861	7	10	5	11	2
Deceased	102	0	1	73	0	0	0	0	0
Subtotal	8,799	314	108	6,344	40	18	22	36	41
(Change)	(147)	(12)	-	(97)	-	-	-	(6)	-

	Province									Other
	Gyeonggi	Gangwon	Chung-buk	Chung-nam	Jeon-buk	Jeon-nam	Gyeong-buk	Gyeong-nam	Jeju	Airport screening
Isolated	239	17	26	80	3	2	824	47	2	23
Discharged	79	12	8	39	7	3	395	40	2	0
Deceased	3	1	0	0	0	0	24	0	0	0
Subtotal	321	30	34	119	10	5	1,243	87	4	23
(Change)	(15)	-	(69)	(4)	-	-	-	-	(12)	-

○ Cases distribution and incidence rate by region:

Region	# of cases	(%)	Incidence rate (per 0.1M)	Region	# of cases	(%)	Incidence rate (per 0.1M)	
Seoul	314	(3.57)	3.23	Gyeonggi	321	(3.65)	2.42	
Busan	108	(1.23)	3.17	Gangwon	30	(0.34)	1.95	
Daegu	6,344	(72.10)	260.37	Chungbuk	34	(0.39)	2.13	
Incheon	40	(0.45)	1.35	Chungnam	119	(1.35)	5.61	
Gwangju	18	(0.20)	1.24	Jeonbuk	10	(0.11)	0.55	
Daejeon	22	(0.25)	1.49	Jeonnam	5	(0.06)	0.27	
Ulsan	36	(0.41)	3.14	Gyeongbuk	1,243	(14.13)	46.69	
Sejong	41	(0.47)	11.98	Gyeongnam	87	(0.99)	2.59	
Airport Screening	23	(0.26)	-	Jeju	4	(0.05)	0.60	
Total				8,799 (100)				16.97



KCDC

Korea Centers for Disease Control & Prevention

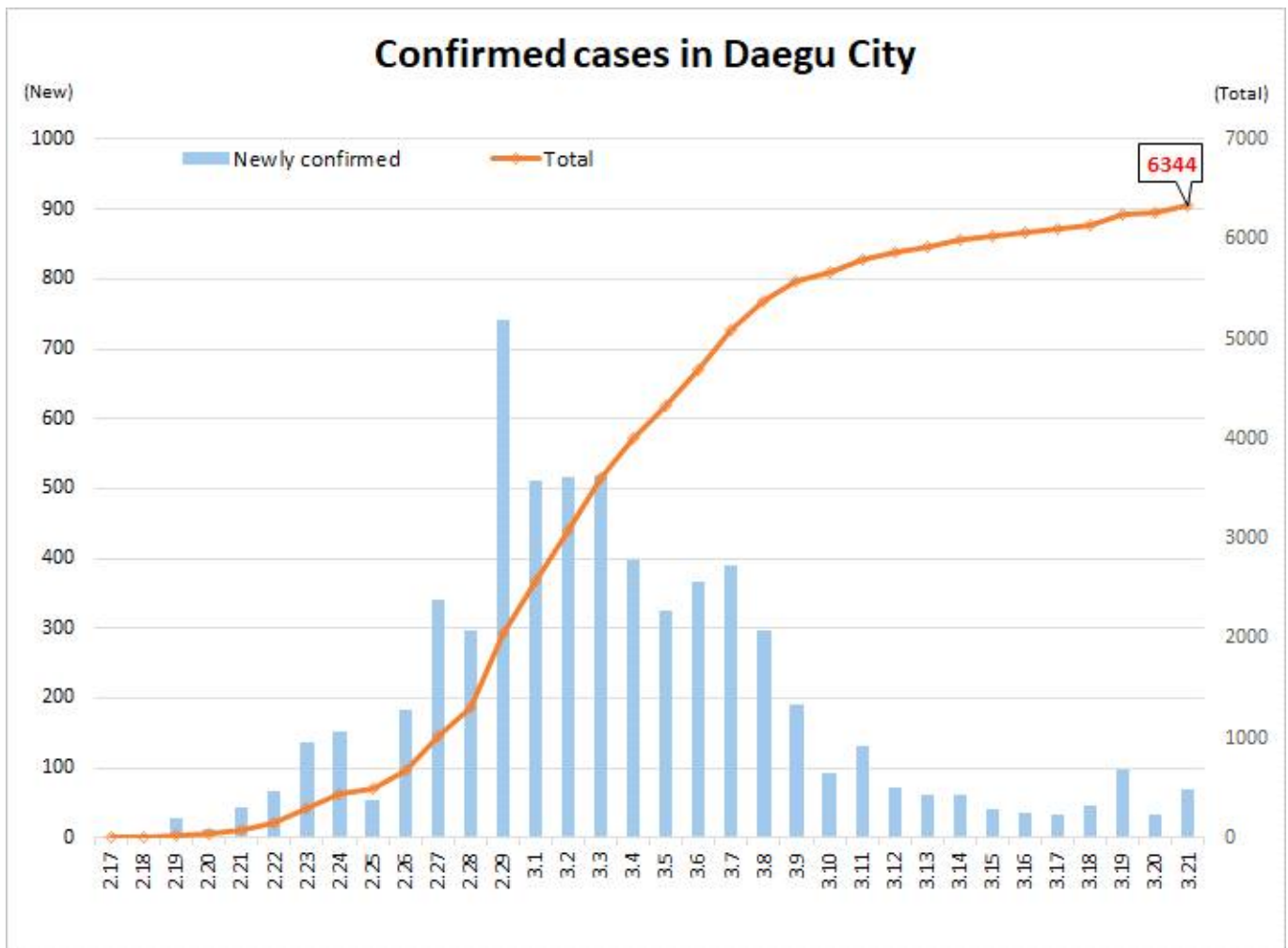
The Updates of COVID-19 in Republic of Korea

21 March, 2020

○ Case distribution by gender and age group:

Classification		Confirmed Cases (%)	Deaths (%)	Fatality rate (%)
Total		8,799 (100)	102 (100)	1.16
Sex	Male	3,387 (38.49)	54 (52.94)	1.59
	Female	5,412 (61.51)	48 (47.06)	0.89
Age	80 and above	381 (4.33)	39 (38.24)	10.24
	70-79	589 (6.69)	37 (36.27)	6.28
	60-69	1,118 (12.71)	17 (16.67)	1.52
	50-59	1,672 (19.00)	7 (6.86)	0.42
	40-49	1,203 (13.67)	1 (0.98)	0.08
	30-39	900 (10.23)	1 (0.98)	0.11
	20-29	2,380 (27.05)	0 (0.00)	-
	10-19	457 (5.19)	0 (0.00)	-
	0-9	99 (1.13)	0 (0.00)	-

○ Cases trends by region:



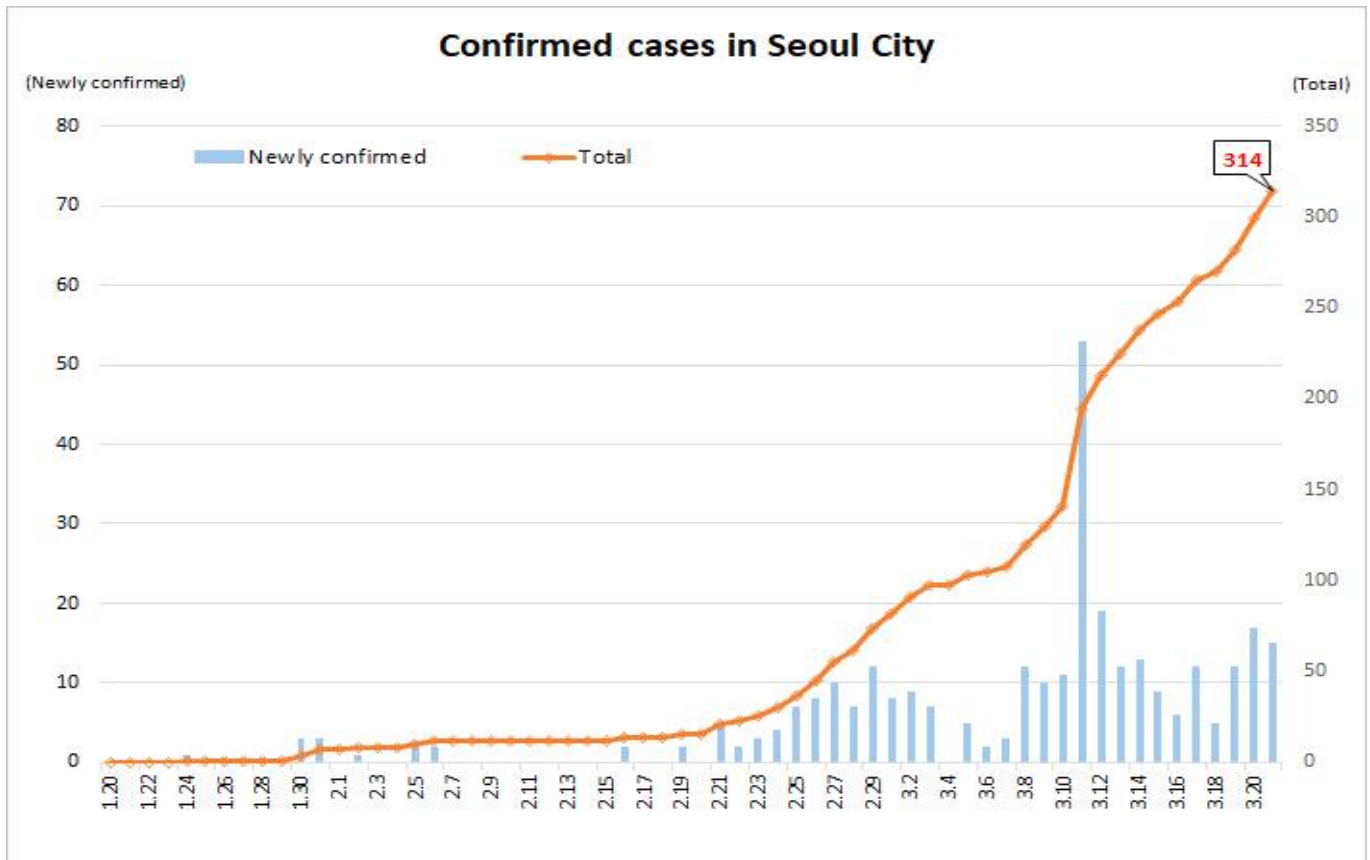
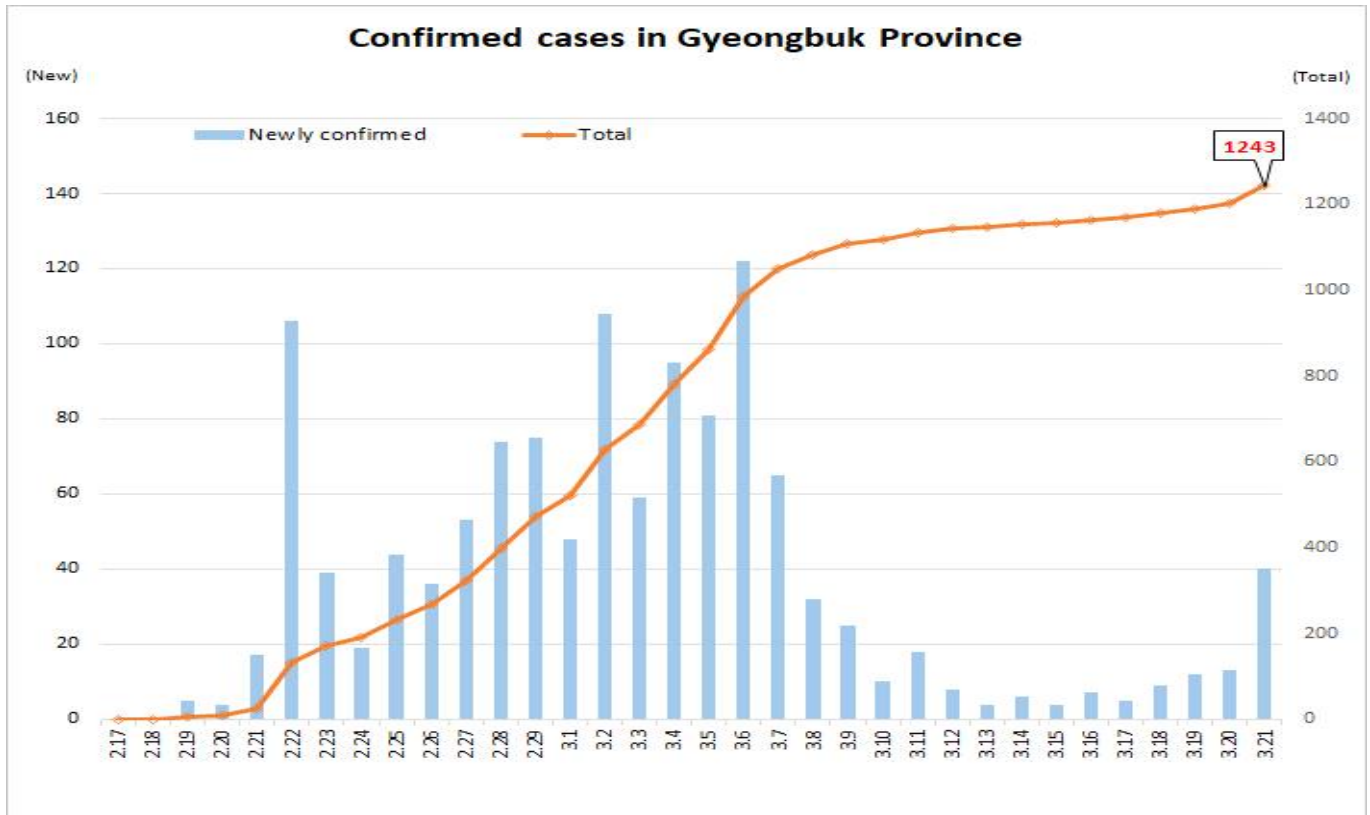


KCDC

Korea Centers for Disease Control & Prevention

The Updates of COVID-19 in Republic of Korea

21 March, 2020





KCDC

Korea Centers for Disease Control & Prevention

The Updates of COVID-19 in Republic of Korea

21 March, 2020

