



KCDC

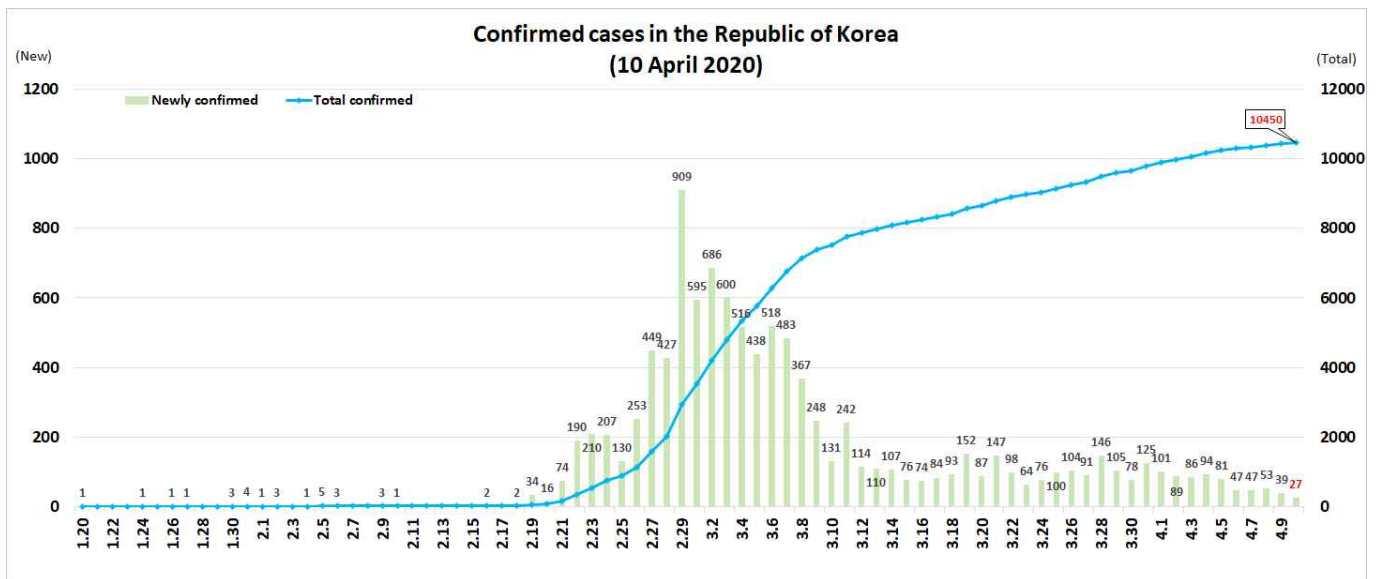
Korea Centers for Disease Control & Prevention

# Updates on COVID-19 in Republic of Korea

10 April 2020

○ As of 0:00, 10 April 2020, the total number of confirmed cases is 10,450 (including 869 imported cases), of which 7,117 cases have been discharged from isolation. Newly confirmed cases are 27 in total.

Period (since 3 Jan)	Total	Tested positive (PCR)				Being tested	Tested negative
		Confirmed	Discharged	Isolated	Deceased		
As of 0:00 9 April (Thurs)	494,711	10,423	6,973	3,246	204	15,509	468,779
<b>As of 0:00 10 April (Fri)</b>	503,051	<b>10,450</b>	<b>7,117</b>	<b>3,125</b>	<b>208</b>	<b>15,298</b>	<b>477,303</b>
Difference	(+)8,340	(+)27	(+)144	(-)121	(+)4	(-)211	(+)8,524



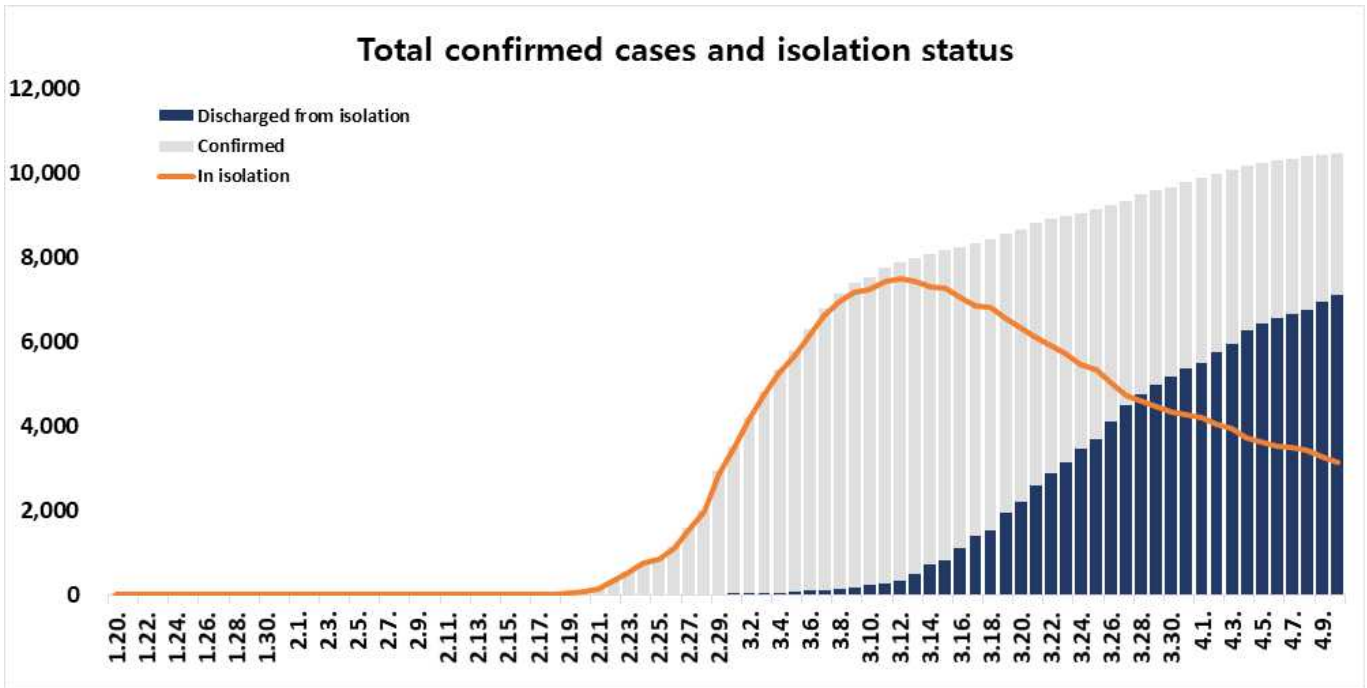
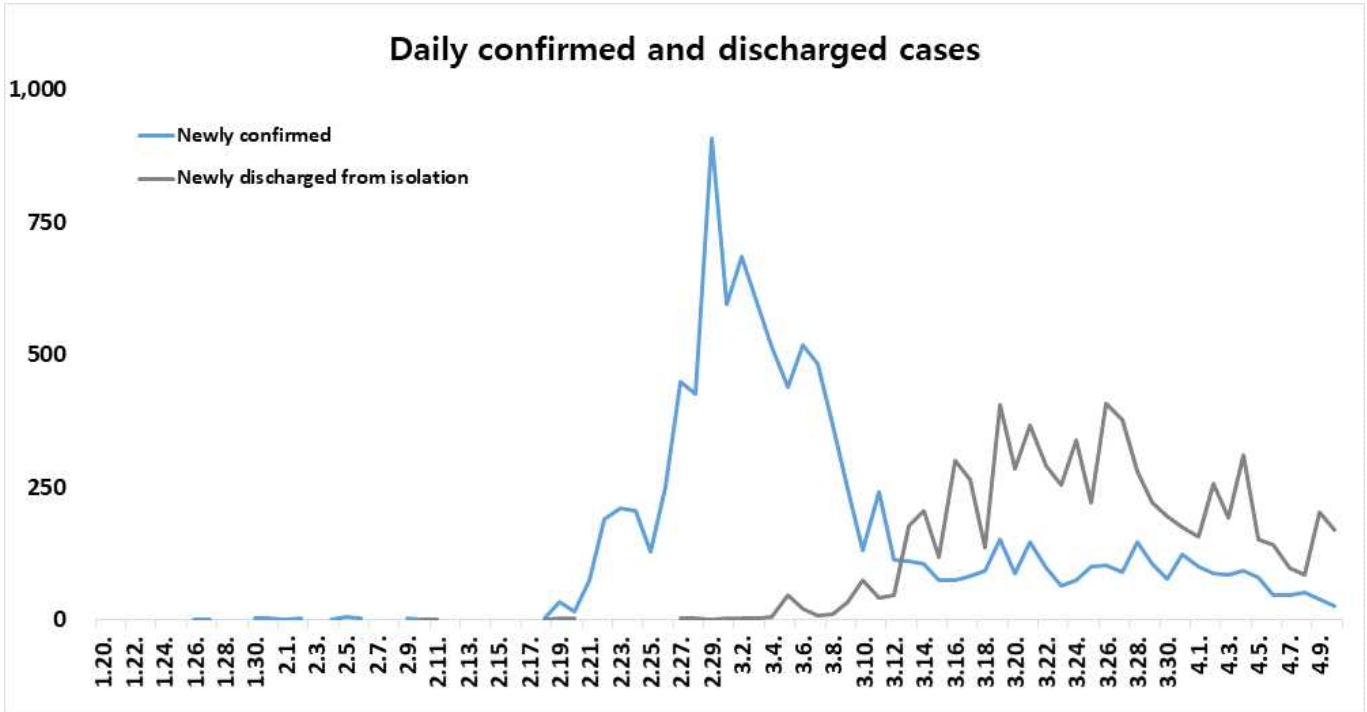


KCDC

Korea Centers for Disease Control & Prevention

# Updates on COVID-19 in Republic of Korea

10 April 2020





KCDC

Korea Centers for Disease Control & Prevention

# Updates on COVID-19 in Republic of Korea

10 April 2020

○ Regional distribution of total confirmed cases:

	Total	City							
		Seoul	Busan	Daegu	Incheon	Gwangju	Daejeon	Ulsan	Sejong
Isolated	3,125	408	25	1,472	51	12	18	11	26
Discharged	7,117	185	98	5,193	34	15	21	28	20
Deceased	208	2	3	142	0	0	0	1	0
<b>Subtotal</b>	<b>10,450</b>	<b>595</b>	<b>126</b>	<b>6,807</b>	<b>85</b>	<b>27</b>	<b>39</b>	<b>40</b>	<b>46</b>
<i>Difference</i>	<i>27</i>	<i>5</i>	<i>1</i>	<i>0</i>	<i>1</i>	<i>0</i>	<i>0</i>	<i>0</i>	<i>0</i>

	Province									Other
	Gyeonggi	Gangwon	Chungbuk	Chungnam	Jeonbuk	Jeonnam	Gyeongbuk	Gyeongnam	Jeju	Airport screening
Isolated	335	22	17	33	9	11	285	33	8	349
Discharged	269	26	28	105	8	4	994	82	4	3
Deceased	11	1	0	0	0	0	48	0	0	0
<b>Subtotal</b>	<b>615</b>	<b>49</b>	<b>45</b>	<b>138</b>	<b>17</b>	<b>15</b>	<b>1,327</b>	<b>115</b>	<b>12</b>	<b>352</b>
<i>Difference</i>	<i>9</i>	<i>0</i>	<i>0</i>	<i>0</i>	<i>0</i>	<i>0</i>	<i>7</i>	<i>0</i>	<i>0</i>	<i>4</i>

○ Case distribution and incidence rate by region:

Region	# of cases	(%)	Incidence rate (per 0.1M)	Region	# of cases	(%)	Incidence rate (per 0.1M)
Seoul	595	(5.69)	6.11	Gyeonggi	615	(5.89)	4.64
Busan	126	(1.21)	3.69	Gangwon	49	(0.47)	3.18
Daegu	6,807	(65.14)	279.38	Chungbuk	45	(0.43)	2.81
Incheon	85	(0.81)	2.88	Chungnam	138	(1.32)	6.50
Gwangju	27	(0.26)	1.85	Jeonbuk	17	(0.16)	0.94
Daejeon	39	(0.37)	2.65	Jeonnam	15	(0.14)	0.80
Ulsan	40	(0.38)	3.49	Gyeongbuk	1,327	(12.70)	49.84
Sejong	46	(0.44)	13.44	Gyeongnam	115	(1.10)	3.42
Airport Screening	352	(3.37)	-	Jeju	12	(0.11)	1.79
<b>Total</b>				<b>10,450 (100) 20.16</b>			



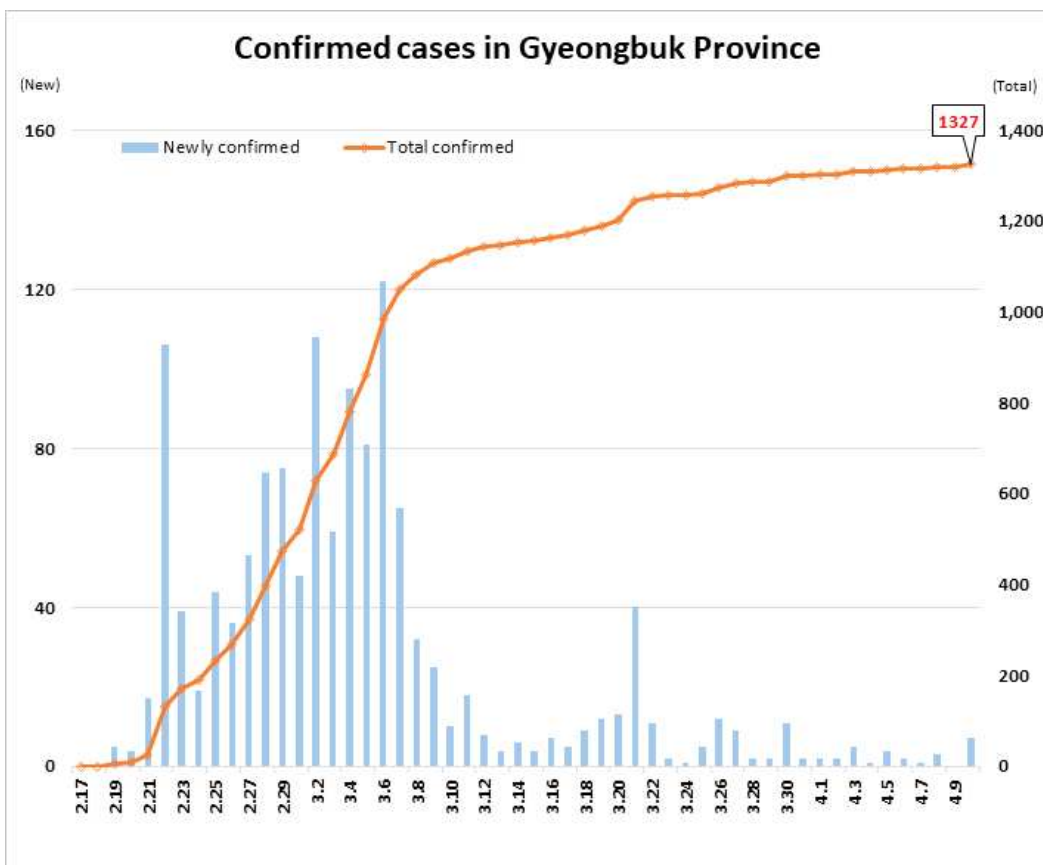
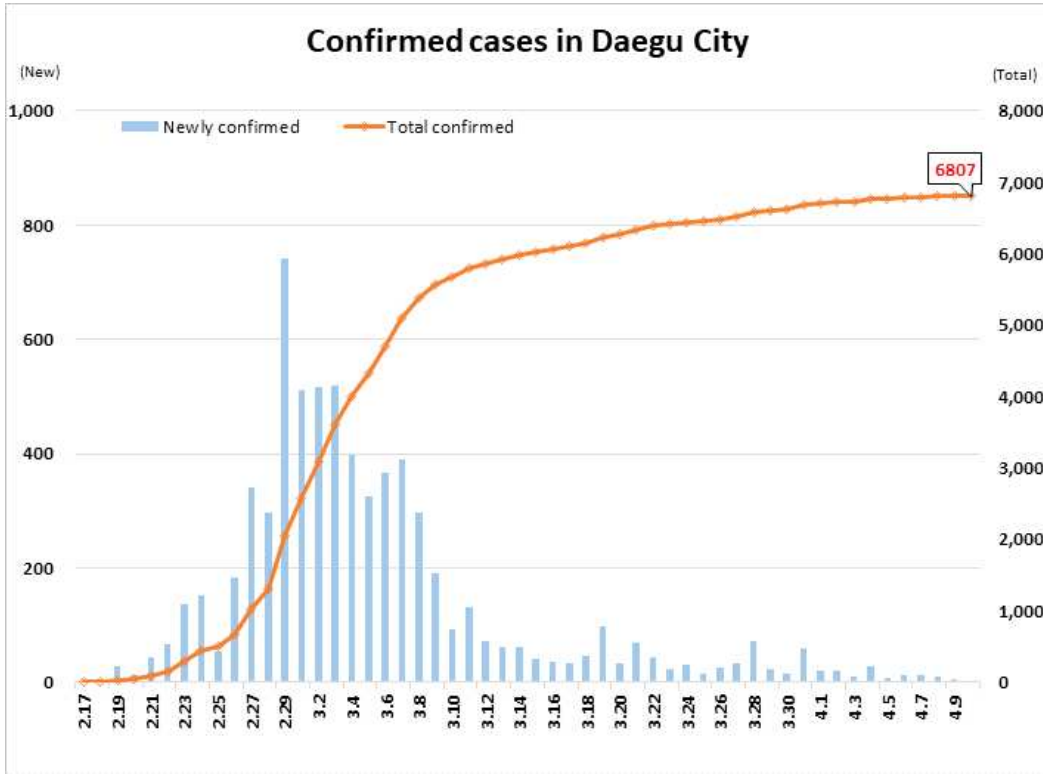
KCDC

Korea Centers for Disease Control & Prevention

# Updates on COVID-19 in Republic of Korea

10 April 2020

## ○ Daily cases trends by region:



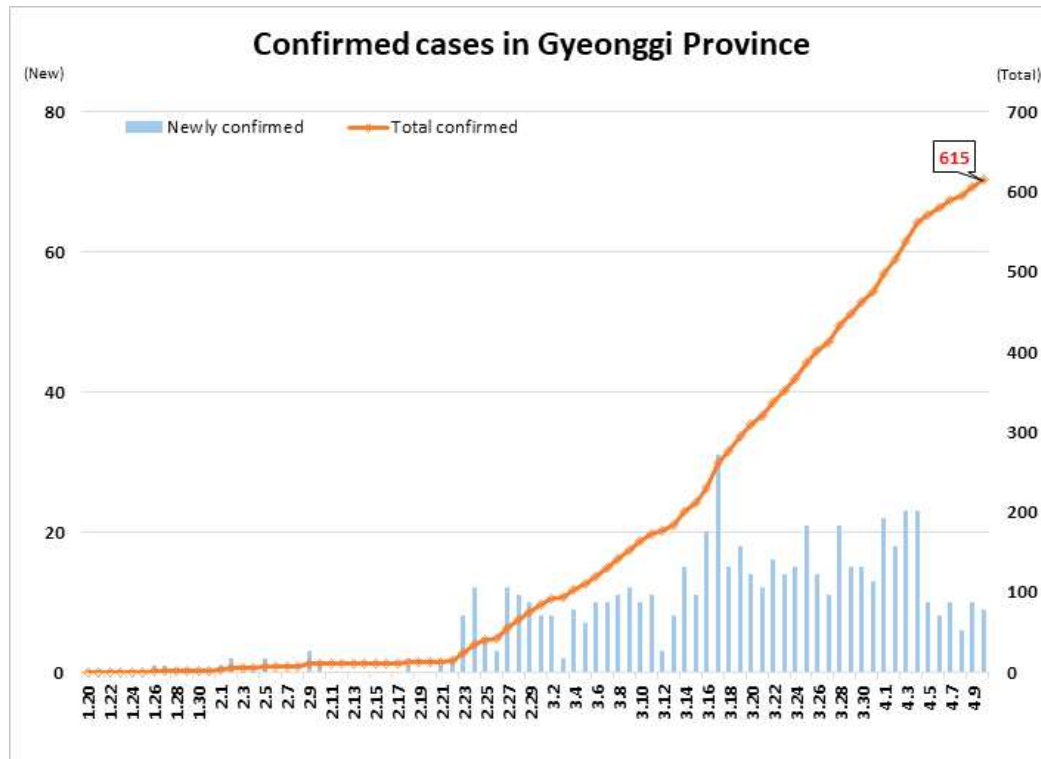
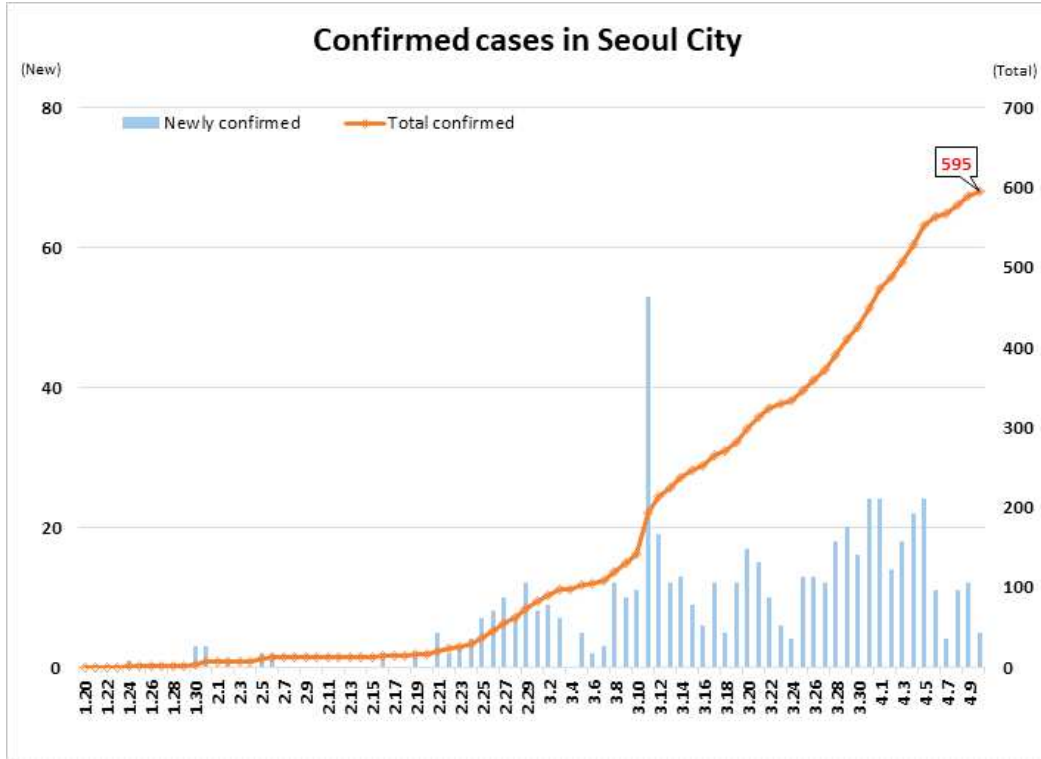


KCDC

Korea Centers for Disease Control & Prevention

# Updates on COVID-19 in Republic of Korea

10 April 2020





KCDC

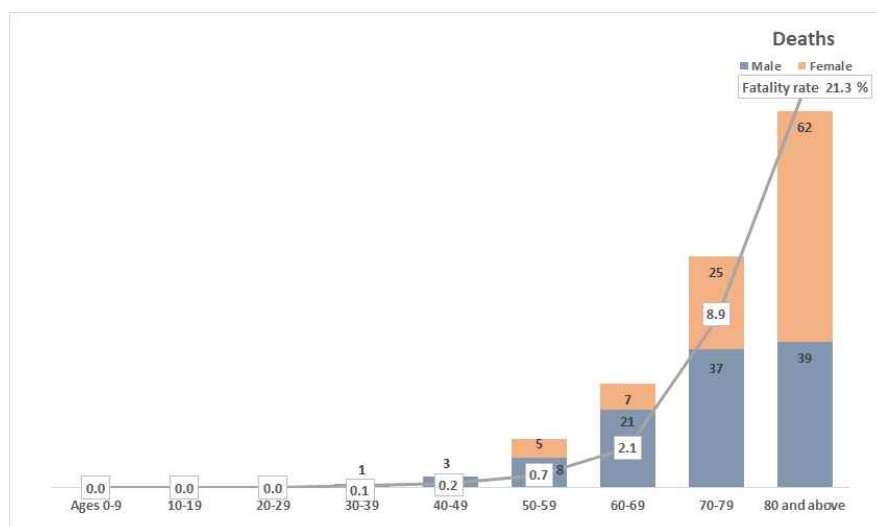
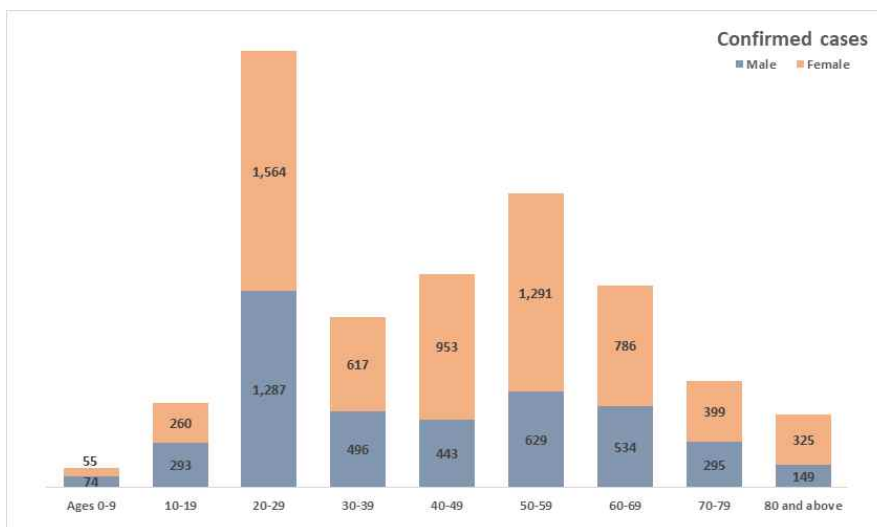
Korea Centers for Disease Control & Prevention

# Updates on COVID-19 in Republic of Korea

10 April 2020

○ Case distribution by gender and age group:

		Confirmed Cases (%)	Deaths (%)	Fatality rate (%)
Total		10,450 (100)	208 (100)	1.99
Sex	Male	4,200 (40.19)	109 (52.40)	2.60
	Female	6,250 (59.81)	99 (47.60)	1.58
Age	80 and above	474 (4.54)	101 (48.56)	21.31
	70-79	694 (6.64)	62 (29.81)	8.93
	60-69	1,320 (12.63)	28 (13.46)	2.12
	50-59	1,920 (18.37)	13 (6.25)	0.68
	40-49	1,396 (13.36)	3 (1.44)	0.21
	30-39	1,113 (10.65)	1 (0.48)	0.09
	20-29	2,851 (27.28)	0 (0.00)	-
	10-19	553 (5.29)	0 (0.00)	-
	0-9	129 (1.23)	0 (0.00)	-





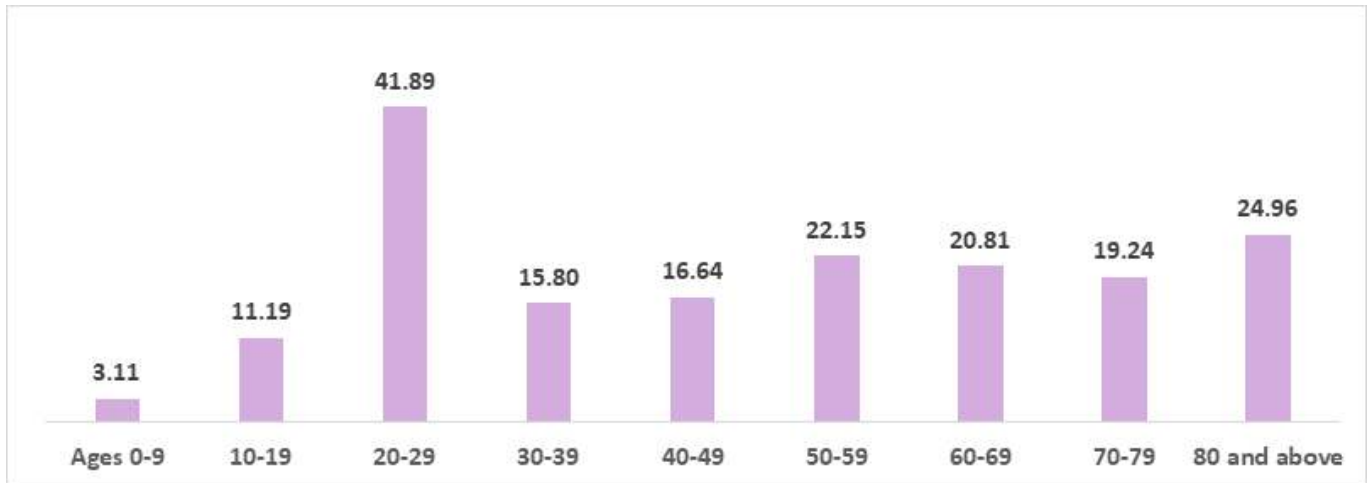
KCDC

Korea Centers for Disease Control & Prevention

# Updates on COVID-19 in Republic of Korea

10 April 2020

## ○ Incidence rate by age group (per 100,000):



## ○ Weekly trend of imported cases:

