



KCDC

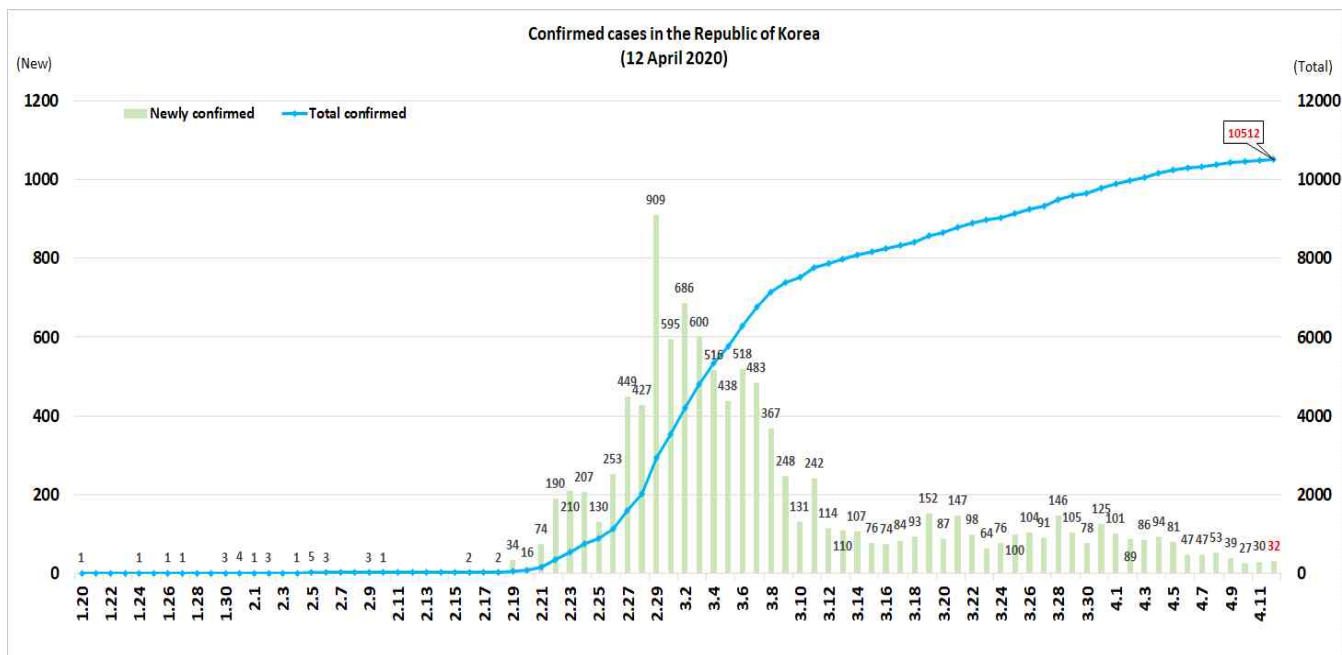
Korea Centers for Disease Control & Prevention

The Updates of COVID-19 in Republic of Korea

12 April, 2020

○ As of 0:00, 12 April 2020, the total number of confirmed cases is 10,512 (including 912 imported cases), of which 7,368 cases have been discharged from isolation. Newly confirmed cases are 32 in total.

Period (since 3 Jan)	Total	Tested positive (PCR)				Being tested	Tested negative
		Confirmed	Discharged	Isolated	Deceased		
As of 0:00 11 April (Sat)	510,479	10,480	7,243	3,026	211	14,070	485,929
As of 0:00 12 April (Sun)	514,621	10,512	7,368	2,930	214	13,788	490,321
Difference	(+)4,142	(+)32	(+)125	(-)96	(+)3	(-)282	(+)4,392



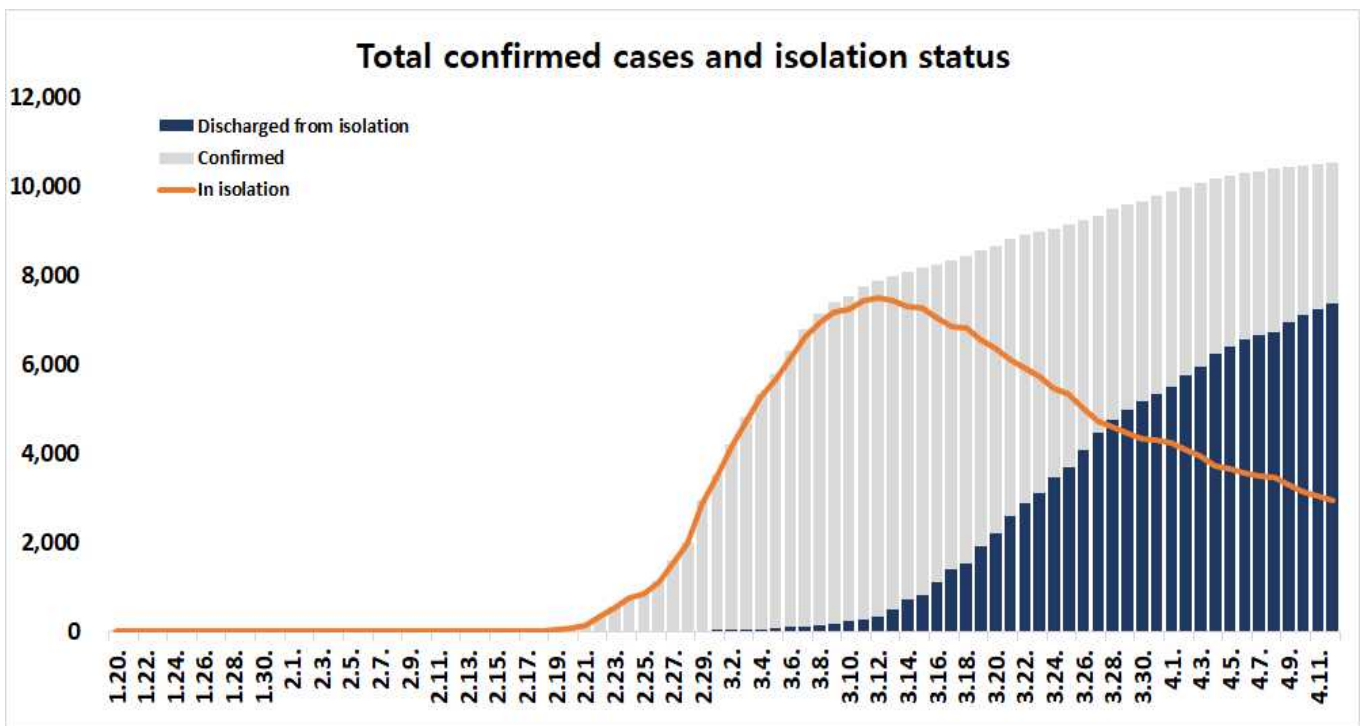
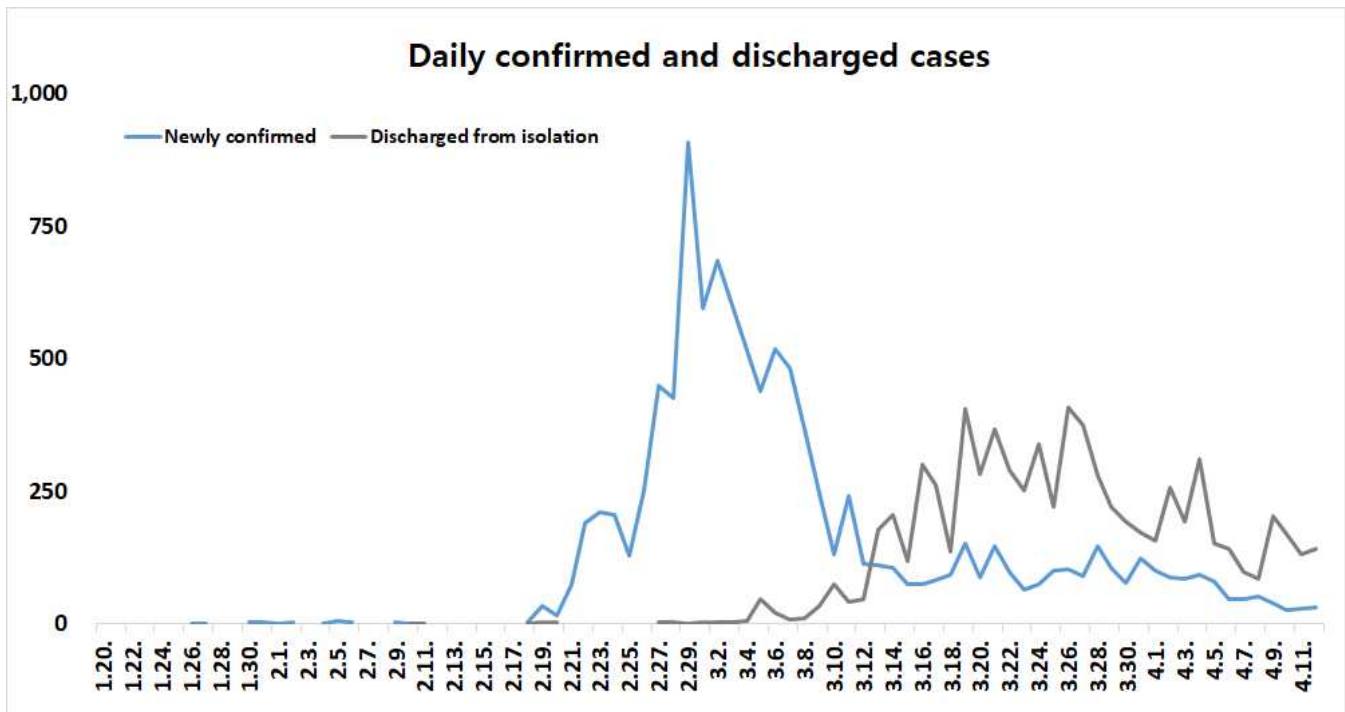


KCDC

Korea Centers for Disease Control & Prevention

The Updates of COVID-19 in Republic of Korea

12 April, 2020





KCDC

Korea Centers for Disease Control & Prevention

The Updates of COVID-19 in Republic of Korea

12 April, 2020

○ Regional distribution of total confirmed cases:

	Total	City							
		Seoul	Busan	Daegu	Incheon	Gwangju	Daejeon	Ulsan	Sejong
Isolated	2,930	398	20	1,314	48	8	16	8	24
Discharged	7,368	202	103	5,356	38	19	23	32	22
Deceased	214	2	3	146	0	0	0	1	0
Subtotal	10,512	602	126	6,816	86	27	39	41	46
<i>Difference</i>	<i>32</i>	<i>3</i>	<i>0</i>	<i>2</i>	<i>1</i>	<i>0</i>	<i>0</i>	<i>0</i>	<i>0</i>

	Province									
	Gyeonggi	Gangwon	Chung-buk	Chung-nam	Jeon-buk	Jeon-nam	Gyeong-buk	Gyeong-nam	Jeju	Other Airport screening
Isolated	335	22	17	33	9	11	285	33	8	349
Discharged	269	26	28	105	8	4	994	82	4	3
Deceased	11	1	0	0	0	0	48	0	0	0
Subtotal	615	49	45	138	17	15	1,327	115	12	352
<i>Difference</i>	<i>4</i>	<i>0</i>	<i>0</i>	<i>1</i>	<i>0</i>	<i>0</i>	<i>3</i>	<i>0</i>	<i>0</i>	<i>18</i>

○ Case distribution and incidence rate by region:

Region	# of cases	(%)	Incidence rate (per 0.1M)	Region	# of cases	(%)	Incidence rate (per 0.1M)
Seoul	602	(5.73)	6.18	Gyeonggi	628	(5.97)	4.74
Busan	126	(1.20)	3.69	Gangwon	49	(0.47)	3.18
Daegu	6,816	(64.84)	279.75	Chungbuk	45	(0.43)	2.81
Incheon	86	(0.82)	2.91	Chungnam	139	(1.32)	6.55
Gwangju	27	(0.26)	1.85	Jeonbuk	17	(0.16)	0.94
Daejeon	39	(0.37)	2.65	Jeonnam	15	(0.14)	0.80
Ulsan	41	(0.39)	3.57	Gyeongbuk	1,333	(12.68)	50.07
Sejong	46	(0.44)	13.44	Gyeongnam	115	(1.09)	3.42
Airport Screening	376	(3.58)	-	Jeju	12	(0.11)	1.79
Total				10,512 (100) 20.27			



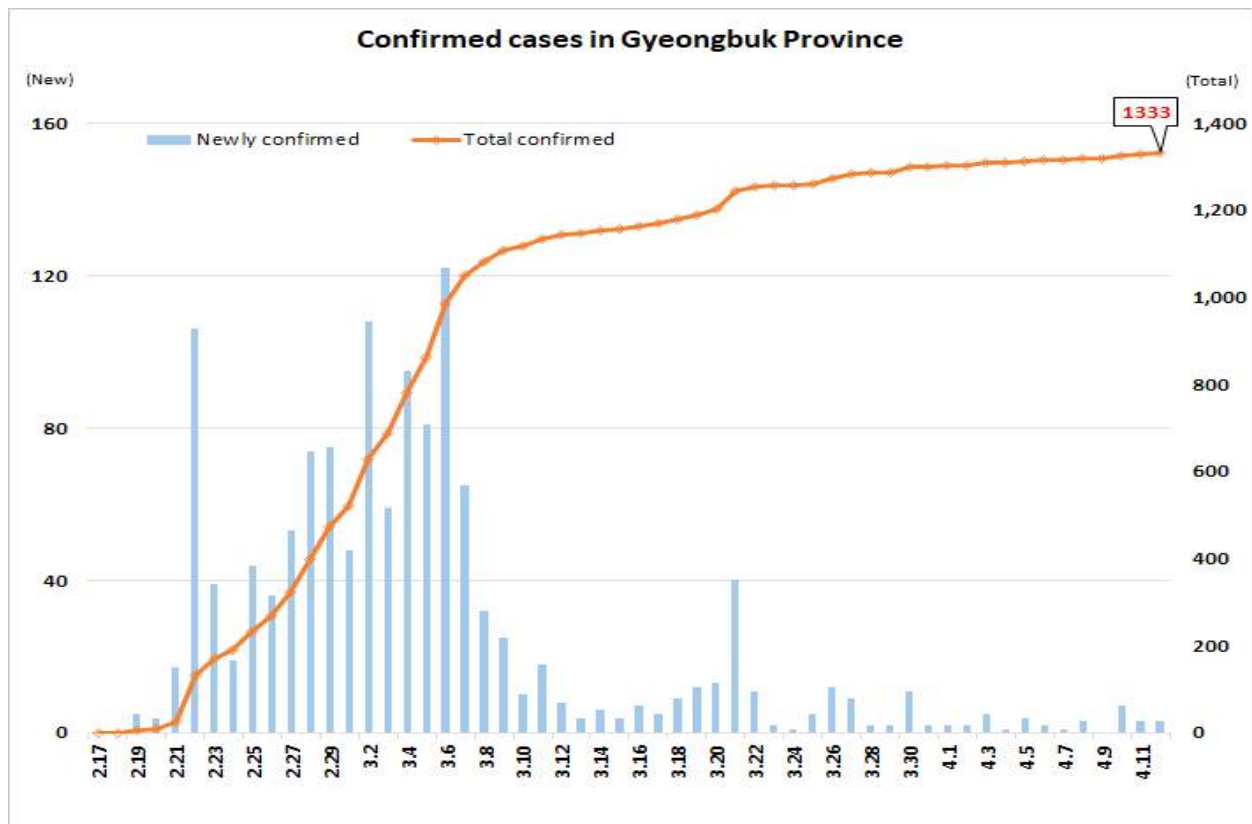
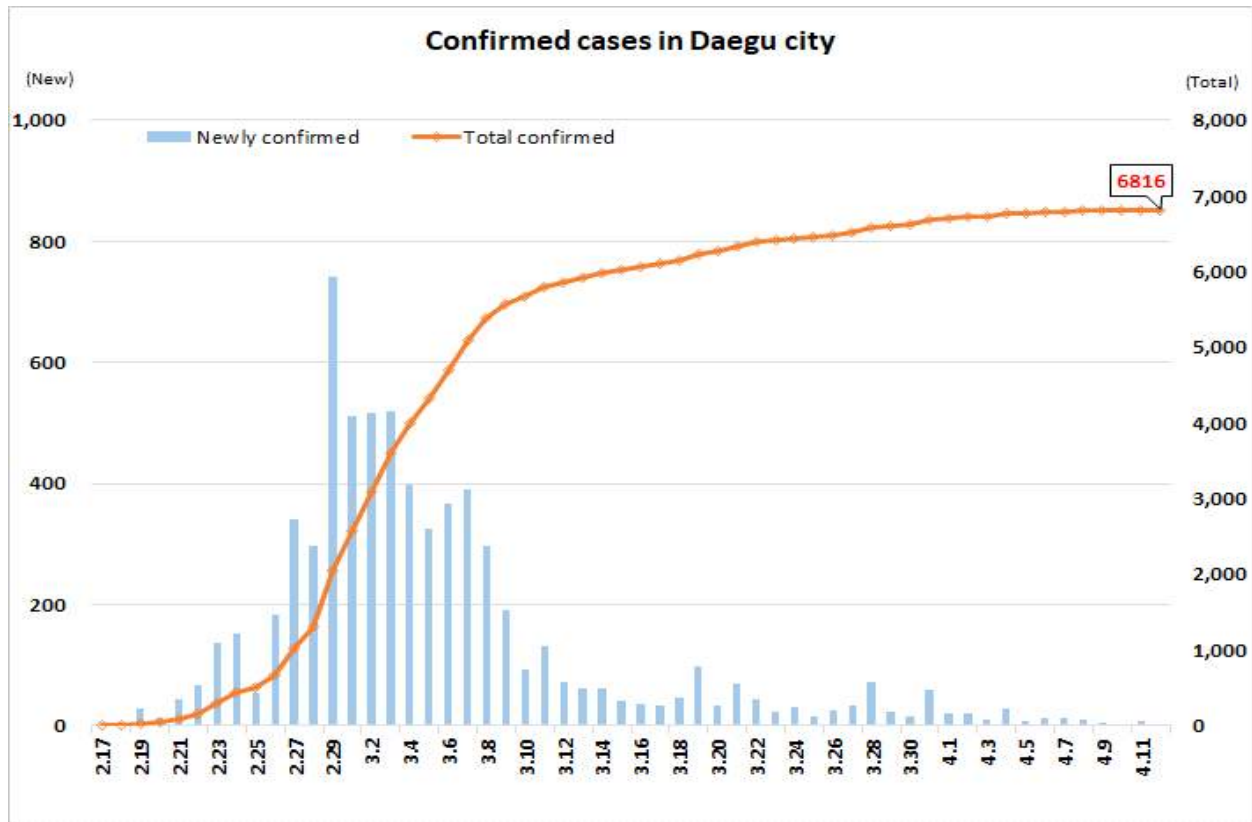
KCDC

Korea Centers for Disease Control & Prevention

The Updates of COVID-19 in Republic of Korea

12 April, 2020

○ Daily cases trends by region:



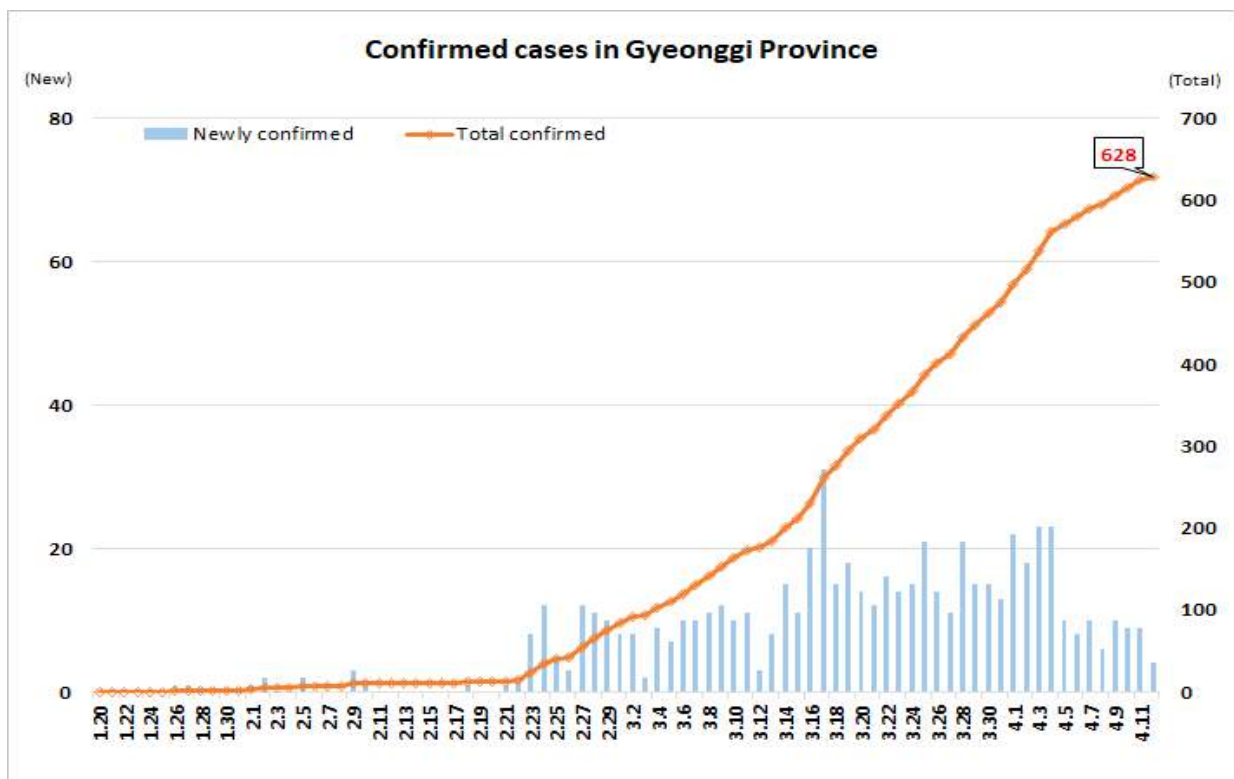
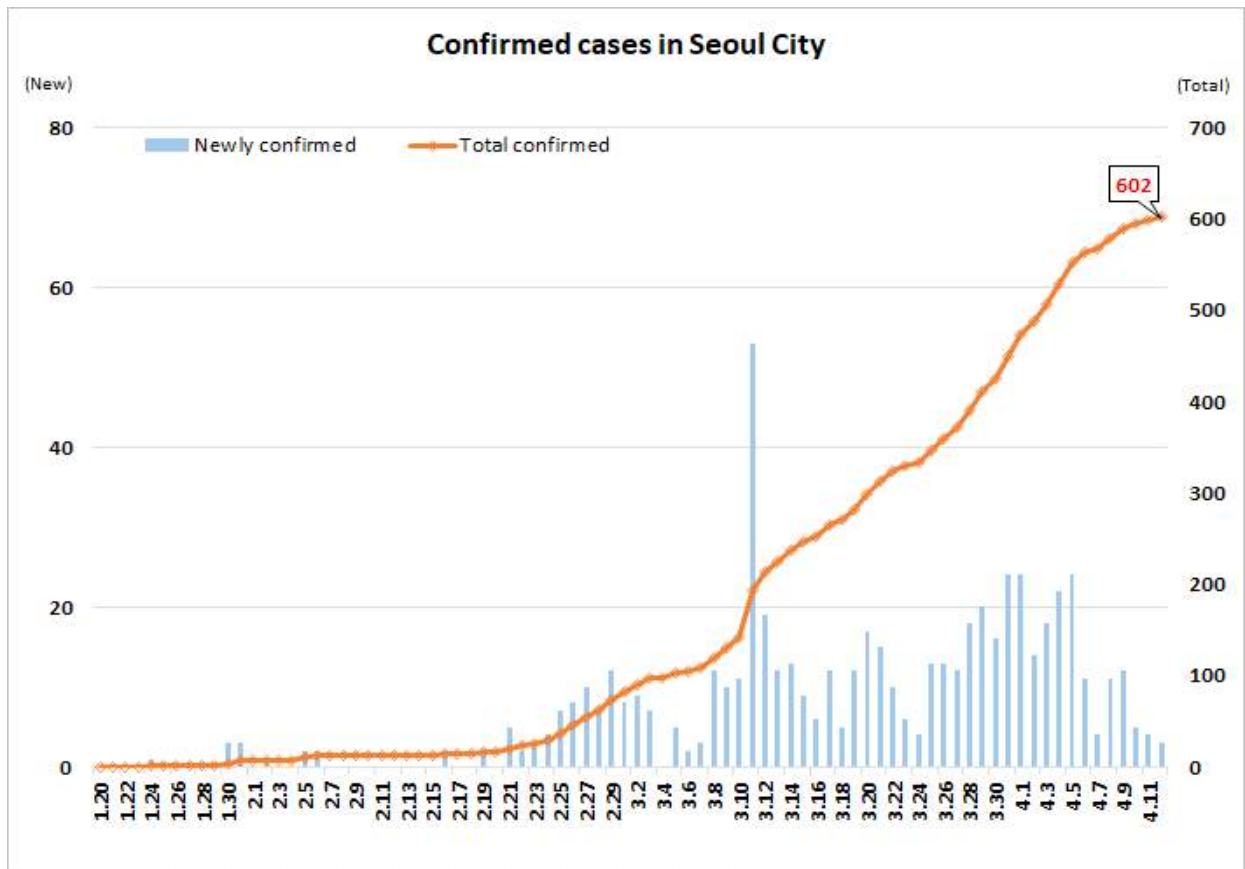


KCDC

Korea Centers for Disease Control & Prevention

The Updates of COVID-19 in Republic of Korea

12 April, 2020





KCDC

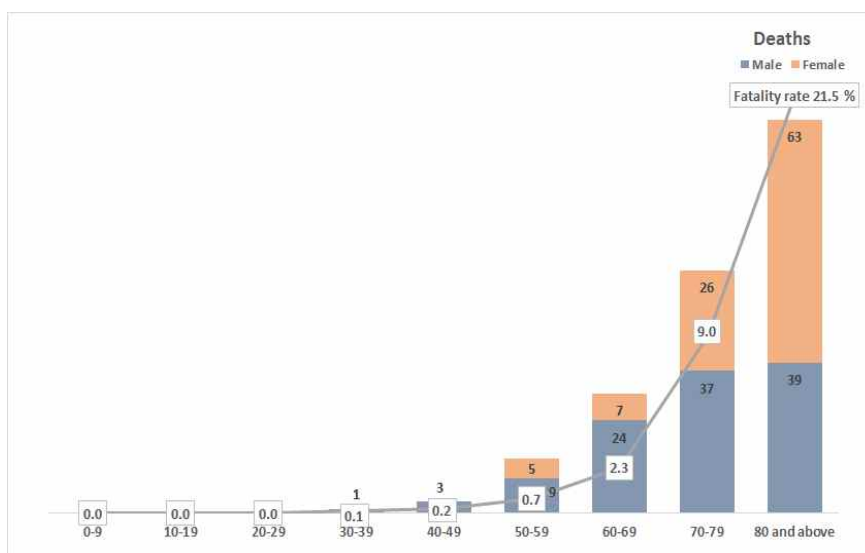
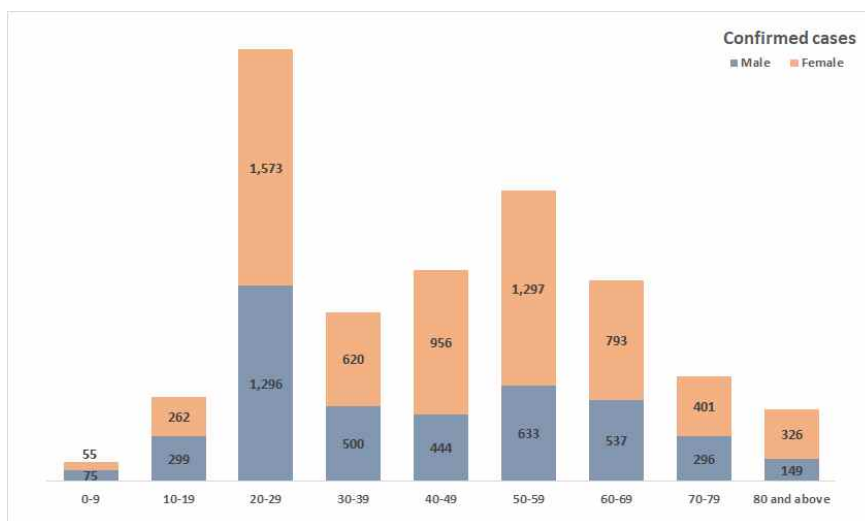
Korea Centers for Disease Control & Prevention

The Updates of COVID-19 in Republic of Korea

12 April, 2020

○ Case distribution by gender and age group:

		Confirmed Cases (%)	Deaths (%)	Fatality rate (%)
Total		10,512 (100)	214 (100)	2.04
Sex	Male	4,229 (40.23)	113 (52.80)	2.67
	Female	6,283 (59.77)	101 (47.20)	1.61
Age	80 and above	475 (4.52)	102 (47.66)	21.47
	70-79	697 (6.63)	63 (29.44)	9.04
	60-69	1,330 (12.65)	31 (14.49)	2.33
	50-59	1,930 (18.36)	14 (6.54)	0.73
	40-49	1,400 (13.32)	3 (1.40)	0.21
	30-39	1,120 (10.65)	1 (0.47)	0.09
	20-29	2,869 (27.29)	0 (0.00)	-
	10-19	561 (5.34)	0 (0.00)	-
	0-9	130 (1.24)	0 (0.00)	-





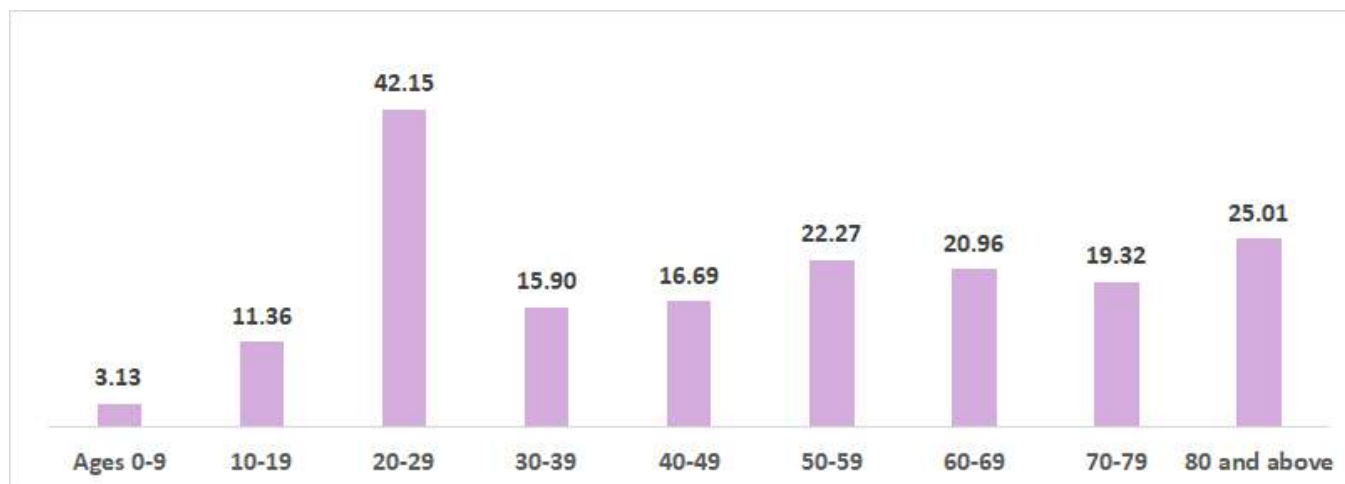
KCDC

Korea Centers for Disease Control & Prevention

The Updates of COVID-19 in Republic of Korea

12 April, 2020

○ Incidence rate by age group (per 100,000):



○ Weekly trend of imported cases:

