



KCDC

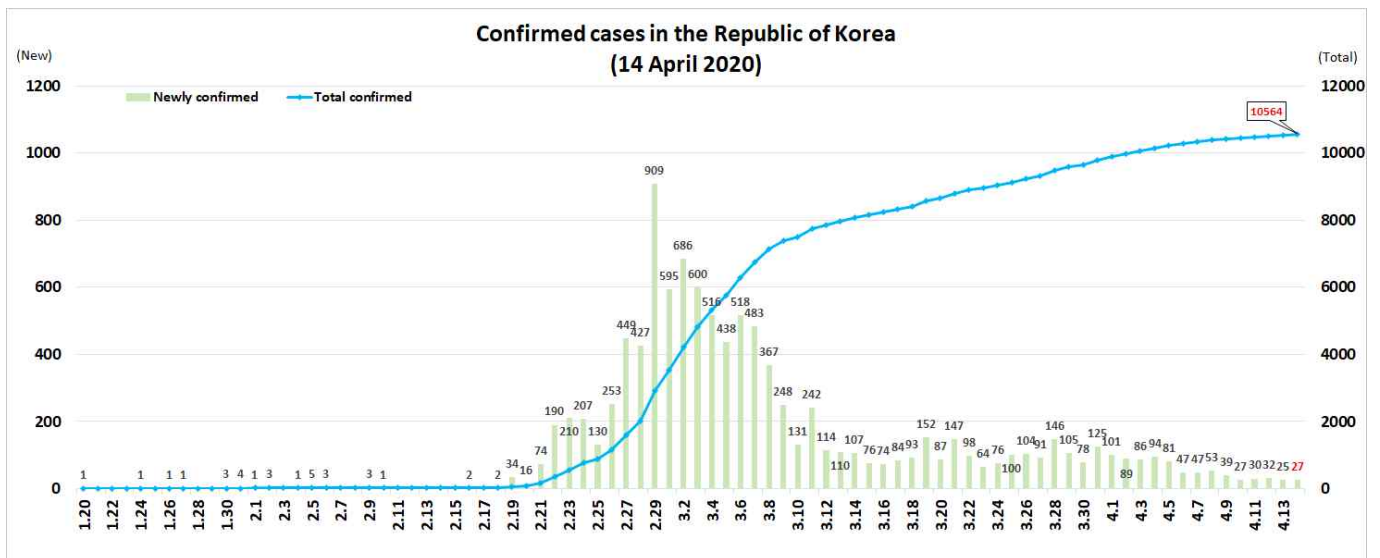
Korea Centers for Disease Control & Prevention

Updates on COVID-19 in Republic of Korea

14 April 2020

- As of 0:00, 14 April 2020, the total number of confirmed cases is 10,564 (including 940 imported cases), of which 7,534 cases have been discharged from isolation. Newly confirmed cases are 27 in total.

Period (since 3 Jan)	Total	Tested positive (PCR)				Being tested	Tested negative
		Confirmed	Discharged	Isolated	Deceased		
As of 0:00 13 April (Mon)	518,743	10,537	7,447	2,873	217	13,391	494,815
As of 0:00 14 April (Tues)	527,438	10,564	7,534	2,808	222	14,651	502,223
Difference	(+)8,695	(+)27	(+)87	(-)-65	(+)5	(+)1,260	(+)7,408



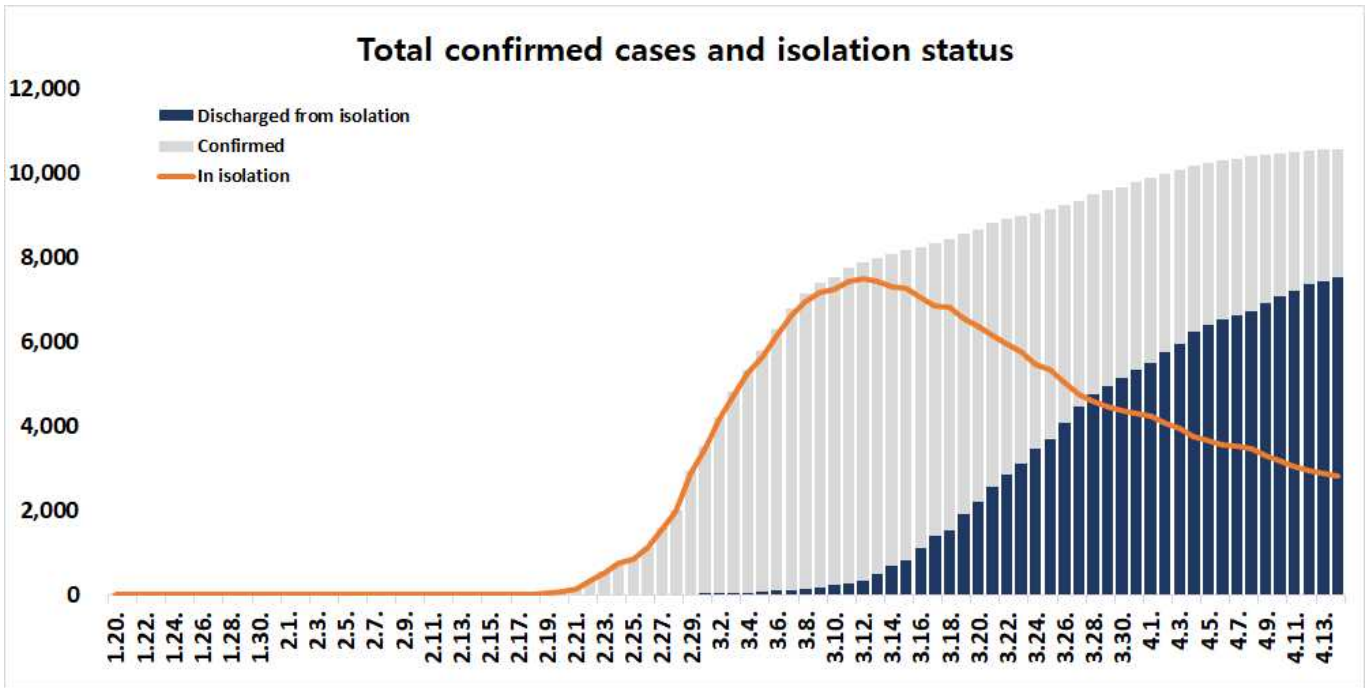
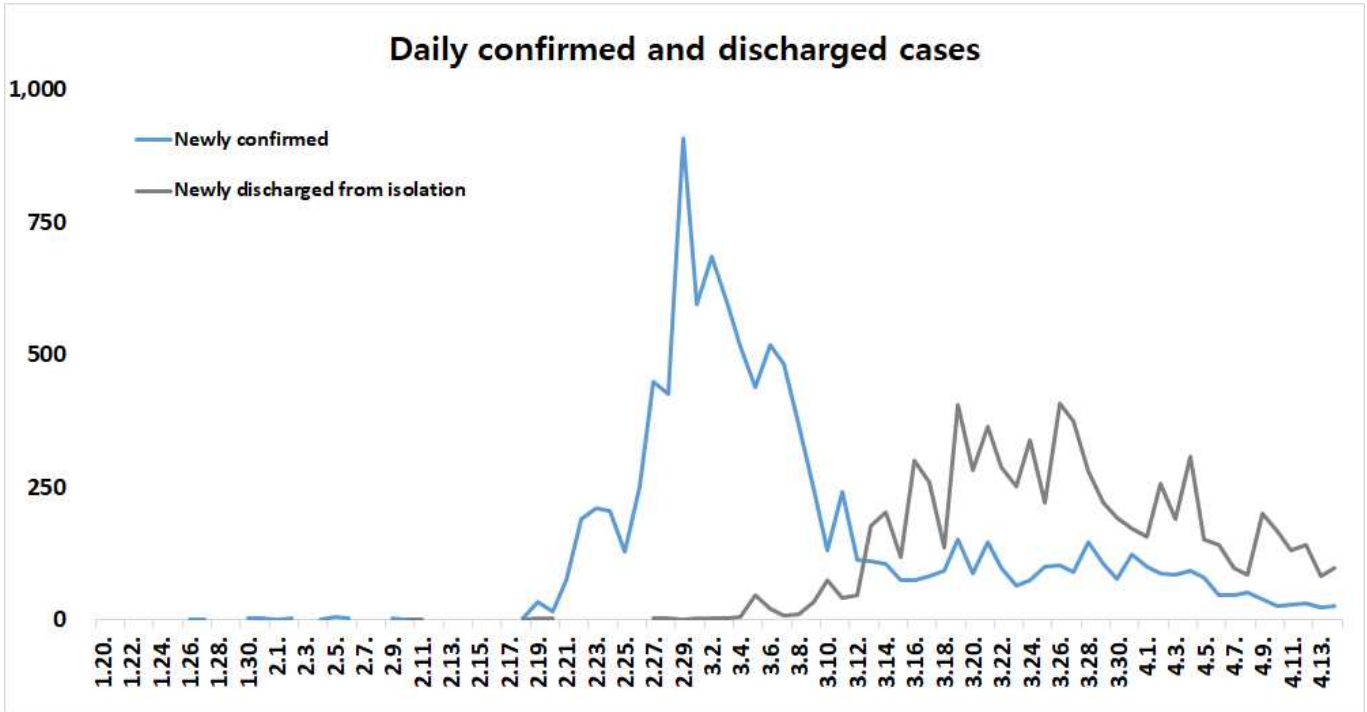


KCDC

Korea Centers for Disease Control & Prevention

Updates on COVID-19 in Republic of Korea

14 April 2020





KCDC

Korea Centers for Disease Control & Prevention

Updates on COVID-19 in Republic of Korea

14 April 2020

○ Regional distribution of total confirmed cases:

	Total	City							
		Seoul	Busan	Daegu	Incheon	Gwangju	Daejeon	Ulsan	Sejong
Isolated	2,808	382	20	1,230	46	6	15	8	25
Discharged	7,534	228	103	5,440	42	21	24	33	21
Deceased	222	2	3	152	0	0	0	1	0
Subtotal	10,564	612	126	6,822	88	27	39	42	46
<i>New (Difference)</i>	<i>27</i>	<i>2</i>	<i>0</i>	<i>3</i>	<i>1</i>	<i>0</i>	<i>0</i>	<i>1</i>	<i>0</i>

	Province	Province								Other
		Gyeonggi	Gangwon	Chungbuk	Chungnam	Jeonbuk	Jeonnam	Gyeongbuk	Gyeongnam	Jeju
Isolated	313	19	14	26	9	9	263	31	7	385
Discharged	313	29	31	113	8	6	1,029	84	5	4
Deceased	13	1	0	0	0	0	50	0	0	0
Subtotal	639	49	45	139	17	15	1,342	115	12	389
<i>New (Difference)</i>	<i>8</i>	<i>0</i>	<i>0</i>	<i>0</i>	<i>0</i>	<i>0</i>	<i>5</i>	<i>0</i>	<i>0</i>	<i>7</i>

○ Case distribution and incidence rate by region:

Region	# of cases	(%)	Incidence rate (per 0.1M)	Region	# of cases	(%)	Incidence rate (per 0.1M)
Seoul	612	(5.79)	6.29	Gyeonggi	639	(6.05)	4.82
Busan	126	(1.19)	3.69	Gangwon	49	(0.46)	3.18
Daegu	6,822	(64.58)	279.99	Chungbuk	45	(0.43)	2.81
Incheon	88	(0.83)	2.98	Chungnam	139	(1.32)	6.55
Gwangju	27	(0.26)	1.85	Jeonbuk	17	(0.16)	0.94
Daejeon	39	(0.37)	2.65	Jeonnam	15	(0.14)	0.80
Ulsan	42	(0.40)	3.66	Gyeongbuk	1,342	(12.70)	50.40
Sejong	46	(0.44)	13.44	Gyeongnam	115	(1.09)	3.42
Airport Screening	389	(3.68)	-	Jeju	12	(0.11)	1.79
Total				10,564 (100) 20.38			



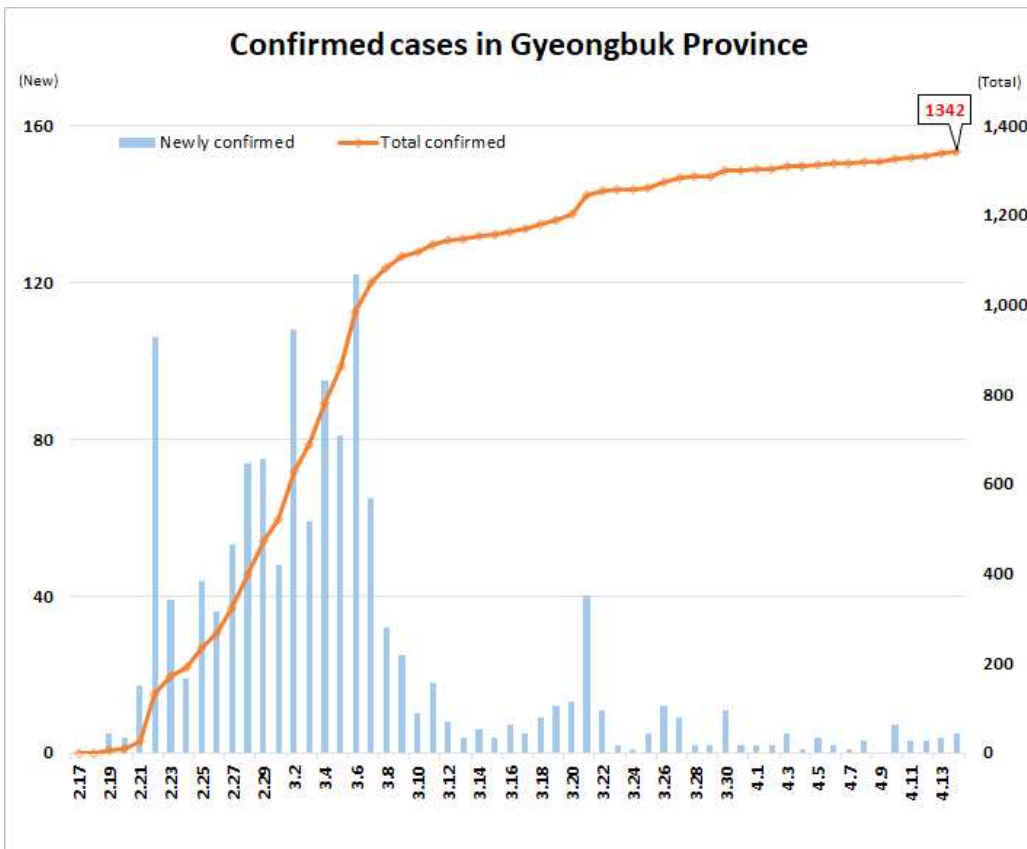
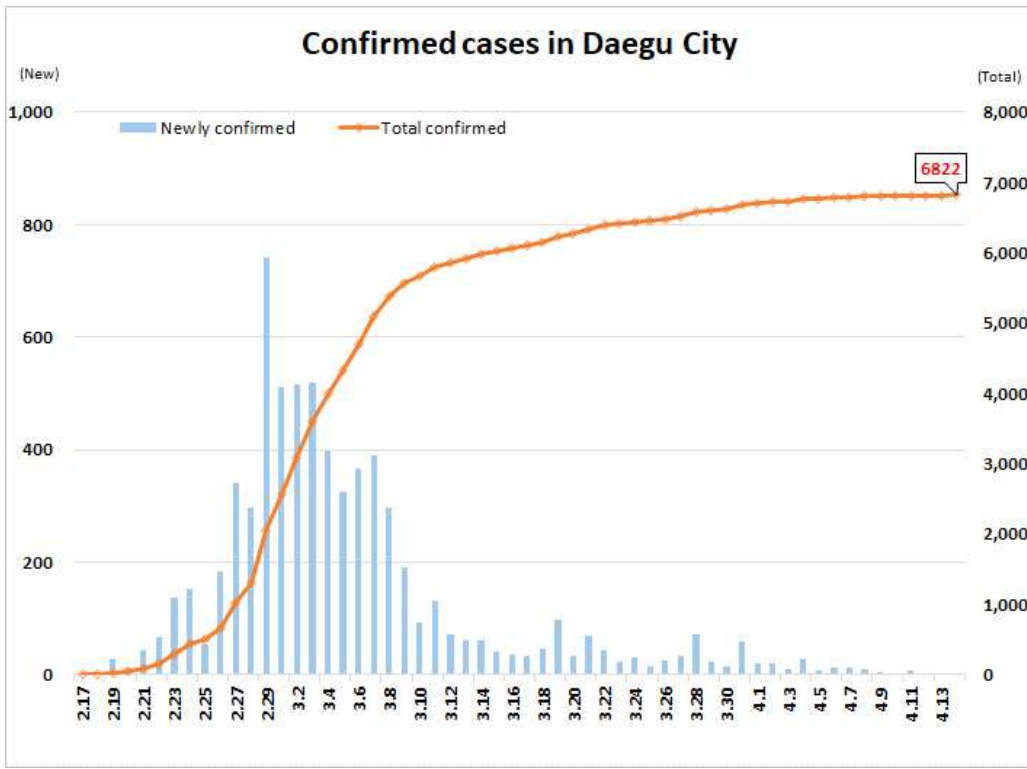
KCDC

Korea Centers for Disease Control & Prevention

Updates on COVID-19 in Republic of Korea

14 April 2020

○ Daily case trends by region:



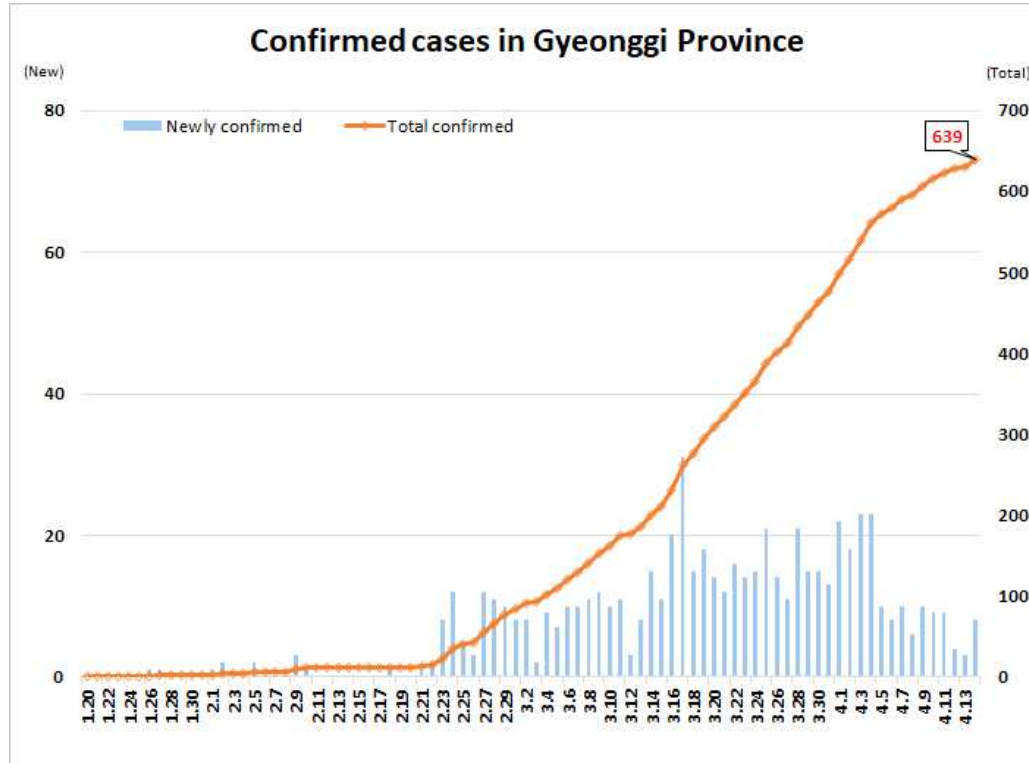
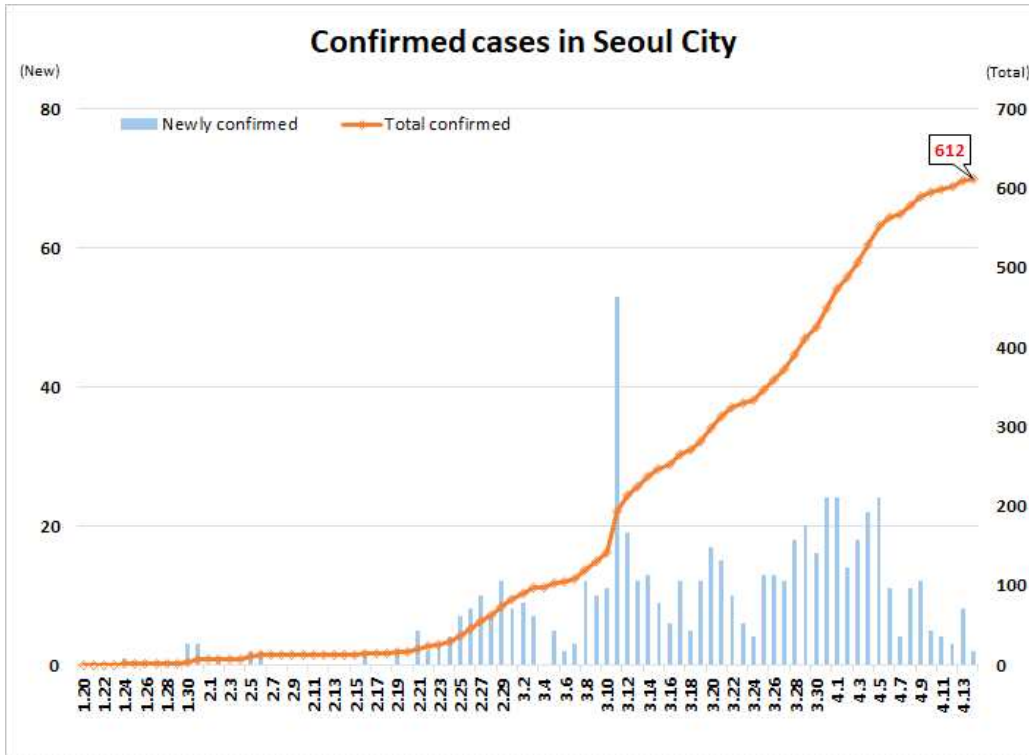


KCDC

Korea Centers for Disease Control & Prevention

Updates on COVID-19 in Republic of Korea

14 April 2020





KCDC

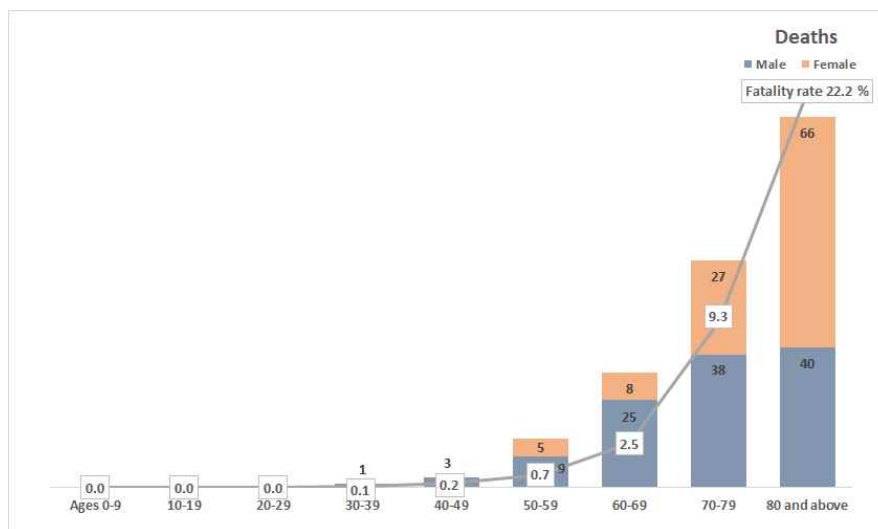
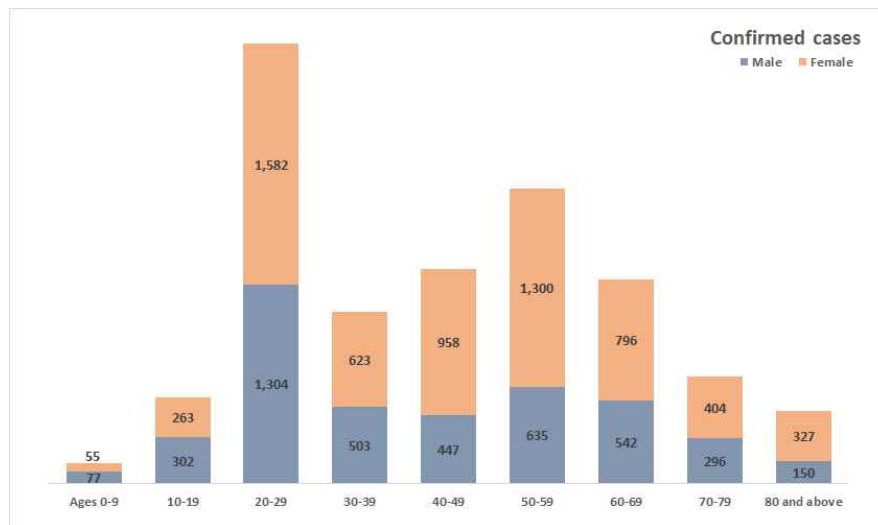
Korea Centers for Disease Control & Prevention

Updates on COVID-19 in Republic of Korea

14 April 2020

○ Case distribution by gender and age group:

		Confirmed Cases (%)	Deaths (%)	Fatality rate (%)
Total		10,564 (100)	222 (100)	2.10
Sex	Male	4,256 (40.29)	116 (52.25)	2.73
	Female	6,308 (59.71)	106 (47.75)	1.68
Age	80 and above	477 (4.52)	106 (47.75)	22.22
	70-79	700 (6.63)	65 (29.28)	9.29
	60-69	1,338 (12.67)	33 (14.86)	2.47
	50-59	1,935 (18.32)	14 (6.31)	0.72
	40-49	1,405 (13.30)	3 (1.35)	0.21
	30-39	1,126 (10.66)	1 (0.45)	0.09
	20-29	2,886 (27.32)	0 (0.00)	-
	10-19	565 (5.35)	0 (0.00)	-
	0-9	132 (1.25)	0 (0.00)	-





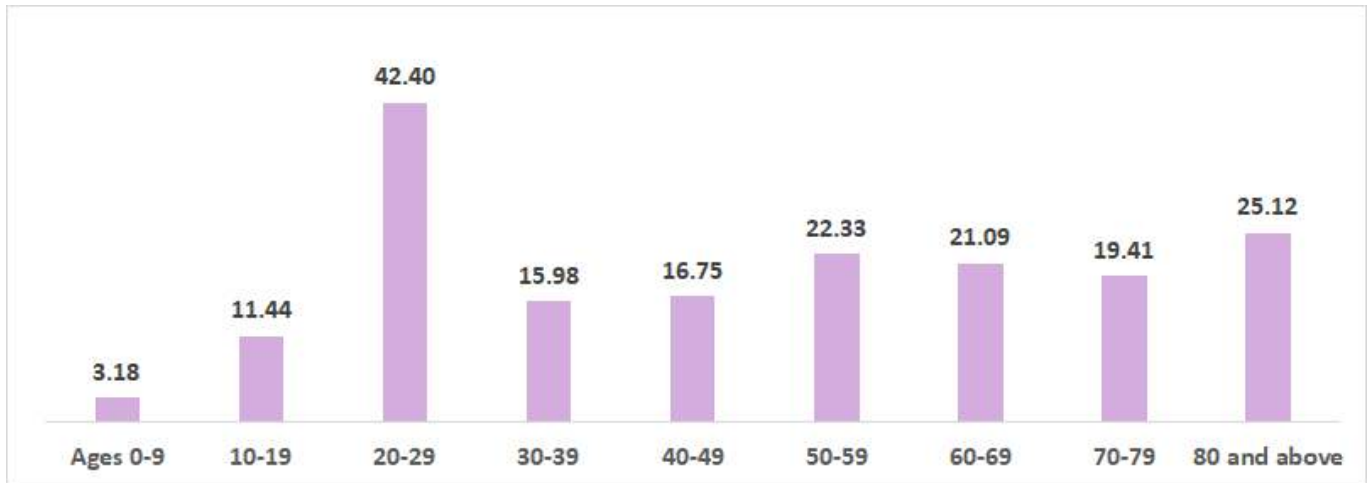
KCDC

Korea Centers for Disease Control & Prevention

Updates on COVID-19 in Republic of Korea

14 April 2020

○ Incidence rate by age group (per 100,000):



○ Weekly trend of imported cases:

