



KCDC

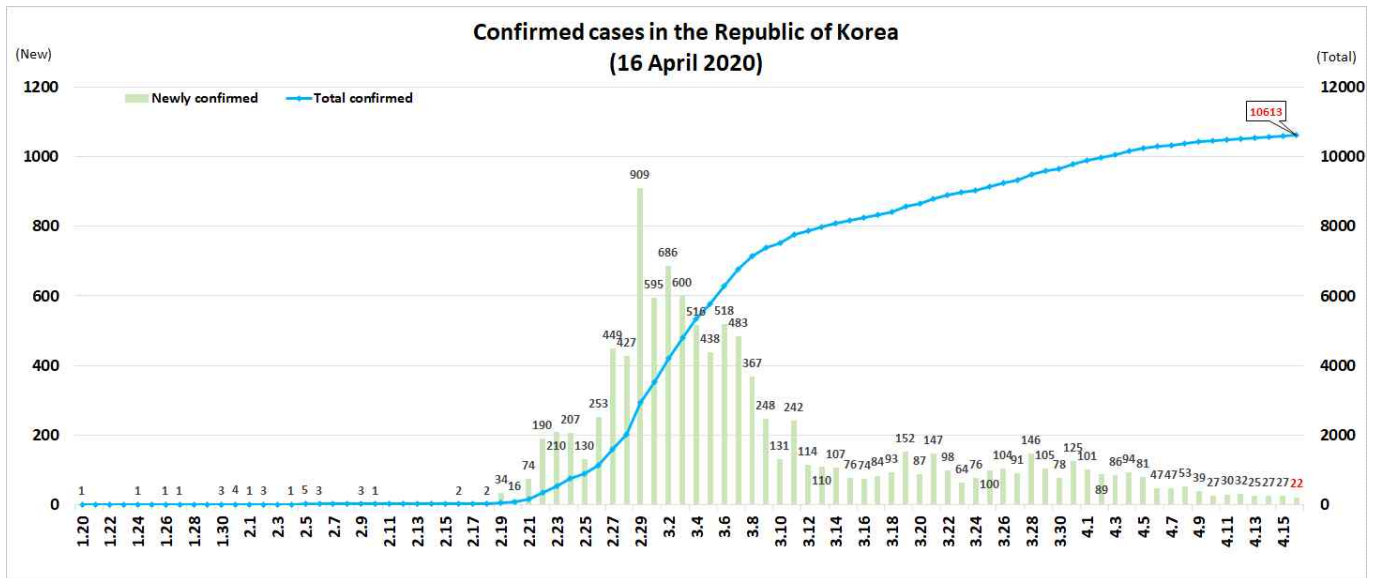
Korea Centers for Disease Control & Prevention

Updates on COVID-19 in Republic of Korea

16 April 2020

○ As of 0:00, 16 April 2020, the total number of confirmed cases is 10,613 (including 967 imported cases), of which 7,757 cases have been discharged from isolation. Newly confirmed cases are 22 in total.

Period (since 3 Jan)	Total	Tested positive (PCR)				Being tested	Tested negative
		Confirmed	Discharged from isolation	Under isolation	Deceased		
As of 0:00 15 April (Wed)	534,552	10,591	7,616	2,750	225	15,026	508,935
As of 0:00 16 April (Thurs)	538,775	10,613	7,757	2,627	229	14,268	513,894
Difference	(+)4,223	(+)22	(+)141	(-)123	(+)4	(-)758	(+)4,959



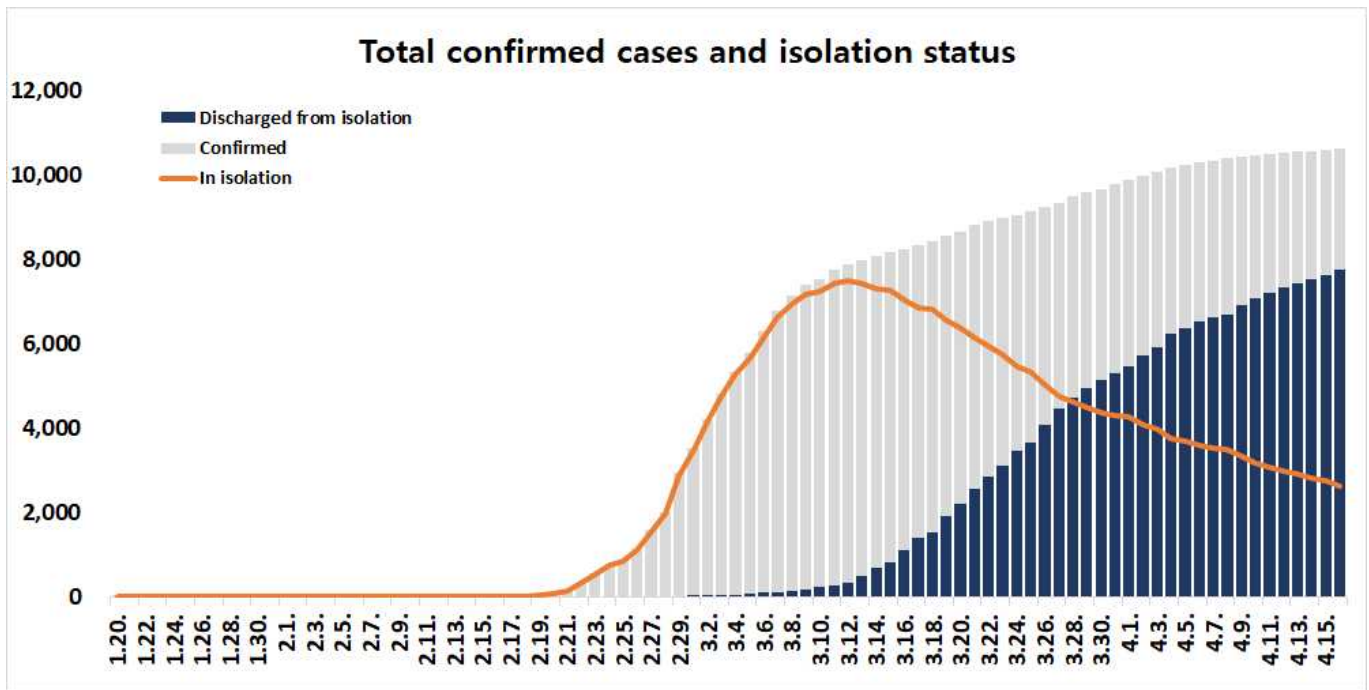
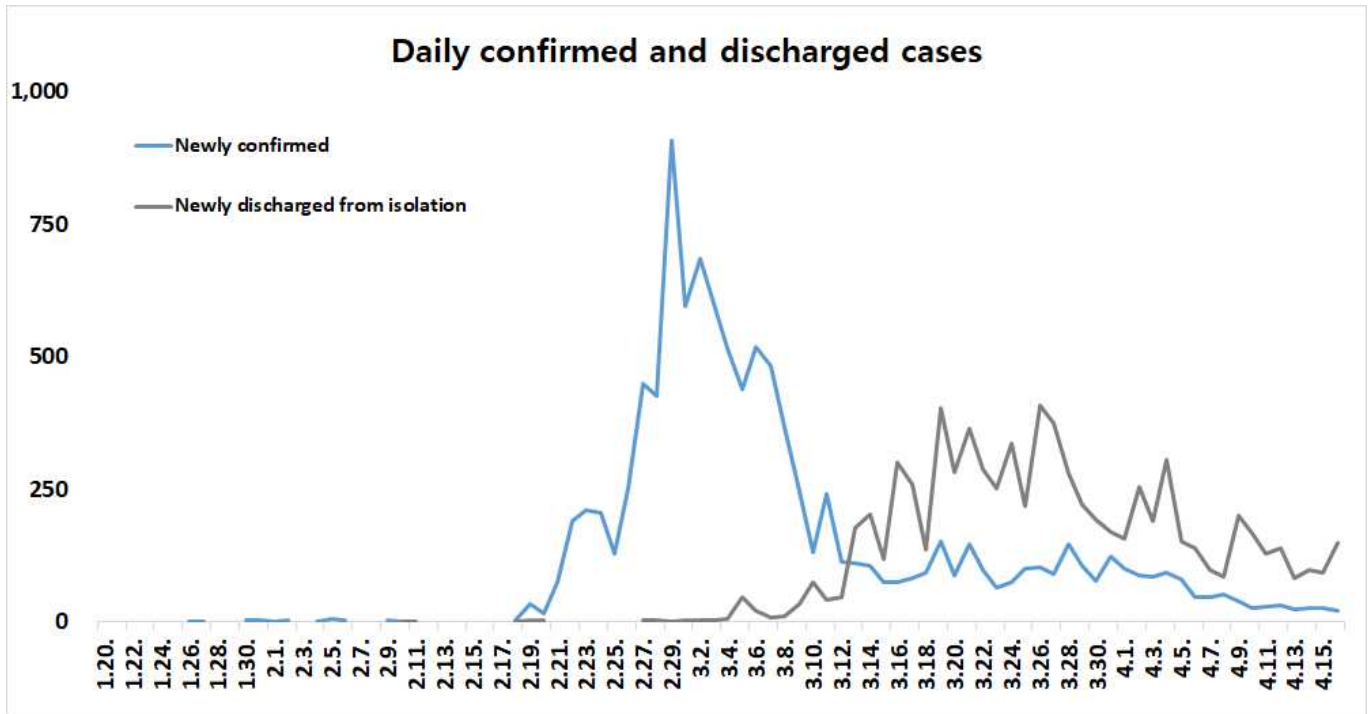


KCDC

Korea Centers for Disease Control & Prevention

Updates on COVID-19 in Republic of Korea

16 April 2020





KCDC

Korea Centers for Disease Control & Prevention

Updates on COVID-19 in Republic of Korea

16 April 2020

○ Regional distribution of total confirmed cases:

	Total	City							
		Seoul	Busan	Daegu	Incheon	Gwangju	Daejeon	Ulsan	Sejong
Isolated	2,627	367	16	1,083	37	6	14	7	25
Discharged	7,757	250	111	5,586	51	22	25	34	21
Deceased	229	2	3	158	0	0	0	1	0
Subtotal	10,613	619	130	6,827	88	28	39	42	46
New (Difference)	22	2	3	4	0	0	0	0	0

	Total	Province									Other
		Gyeonggi	Gangwon	Chungbuk	Chungnam	Jeonbuk	Jeonnam	Gyeongbuk	Gyeongnam	Jeju	
Isolated	305	24	11	24	8	8	258	33	8	393	
Discharged	330	27	34	115	9	7	1,044	82	5	4	
Deceased	14	1	0	0	0	0	50	0	0	0	
Subtotal	649	52	45	139	17	15	1,352	115	13	397	
New (Difference)	4	1	0	0	0	0	4	0	0	4	

○ Case distribution and incidence rate by region:

Region	# of cases	(%)	Incidence rate (per 0.1M)	Region	# of cases	(%)	Incidence rate (per 0.1M)
Seoul	619	(5.83)	6.36	Gyeonggi	649	(6.12)	4.90
Busan	130	(1.22)	3.81	Gangwon	52	(0.49)	3.38
Daegu	6,827	(64.33)	280.20	Chungbuk	45	(0.42)	2.81
Incheon	88	(0.83)	2.98	Chungnam	139	(1.31)	6.55
Gwangju	28	(0.26)	1.92	Jeonbuk	17	(0.16)	0.94
Daejeon	39	(0.37)	2.65	Jeonnam	15	(0.14)	0.80
Ulsan	42	(0.40)	3.66	Gyeongbuk	1,352	(12.74)	50.78
Sejong	46	(0.43)	13.44	Gyeongnam	115	(1.08)	3.42
Airport Screening	397	(3.74)	-	Jeju	13	(0.12)	1.94
Total				10,613 (100) 20.47			



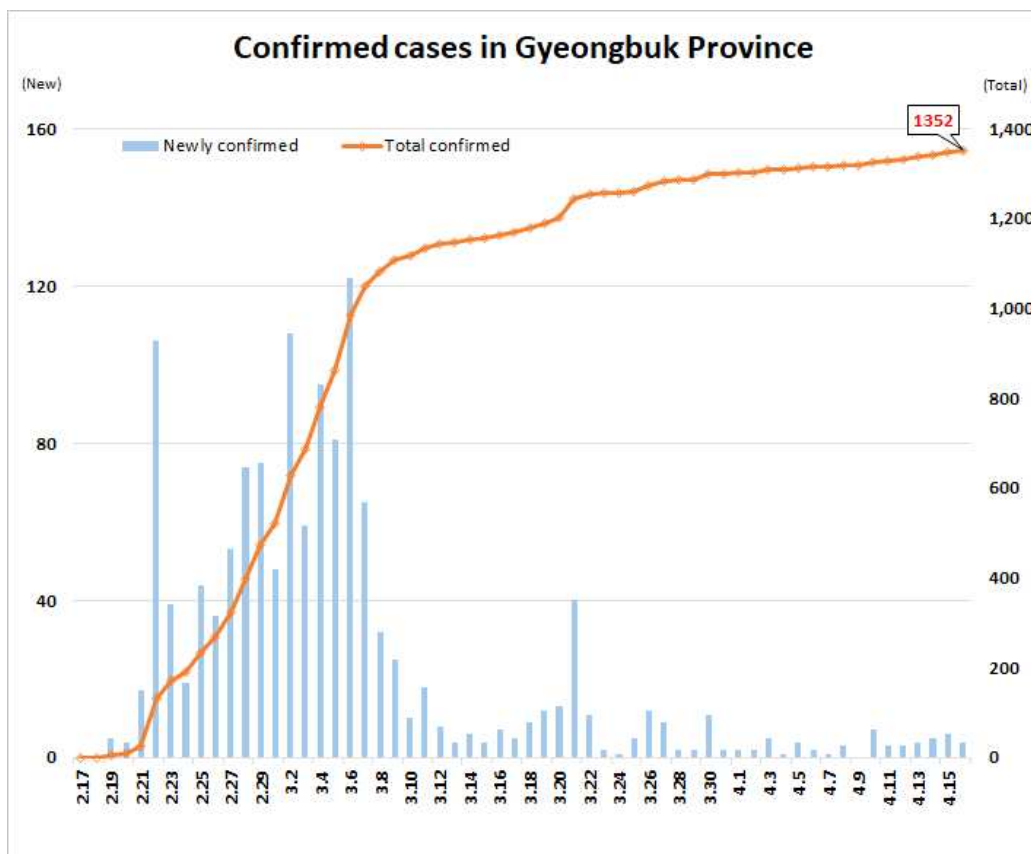
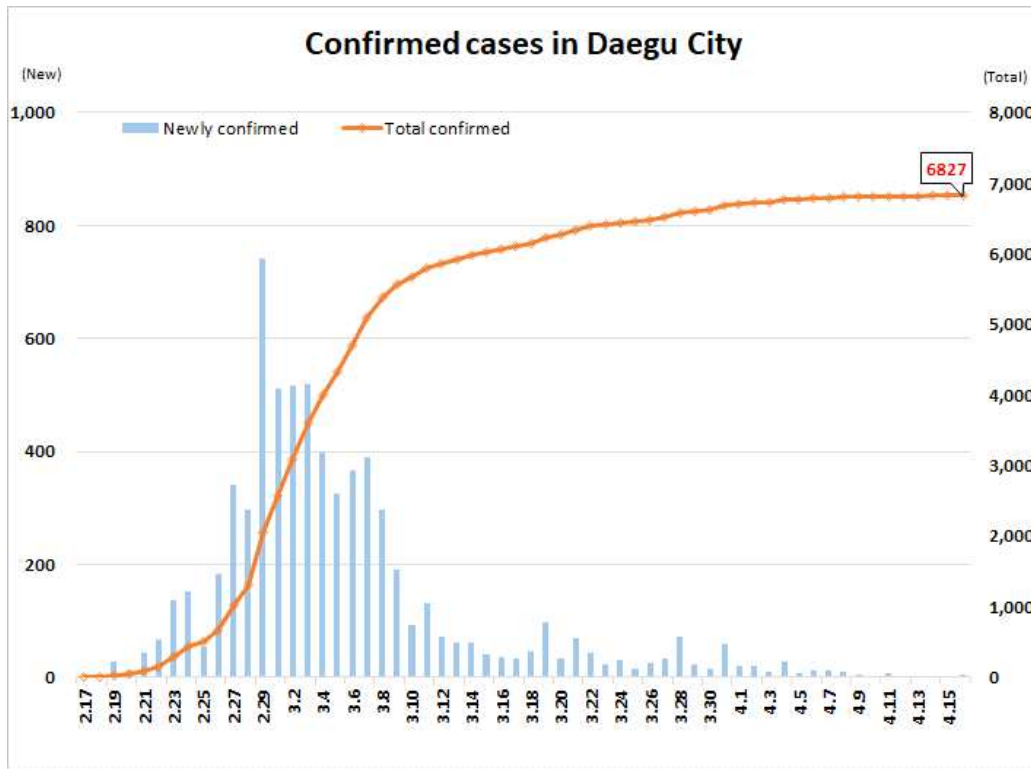
KCDC

Korea Centers for Disease Control & Prevention

Updates on COVID-19 in Republic of Korea

16 April 2020

○ Daily case trends by region:



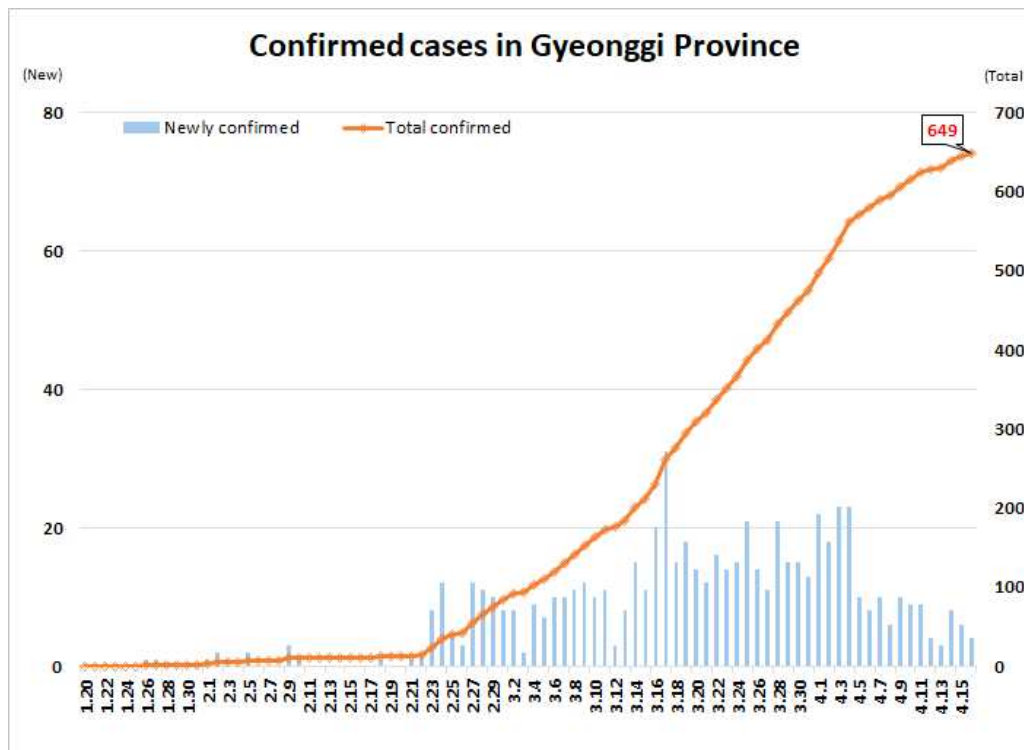
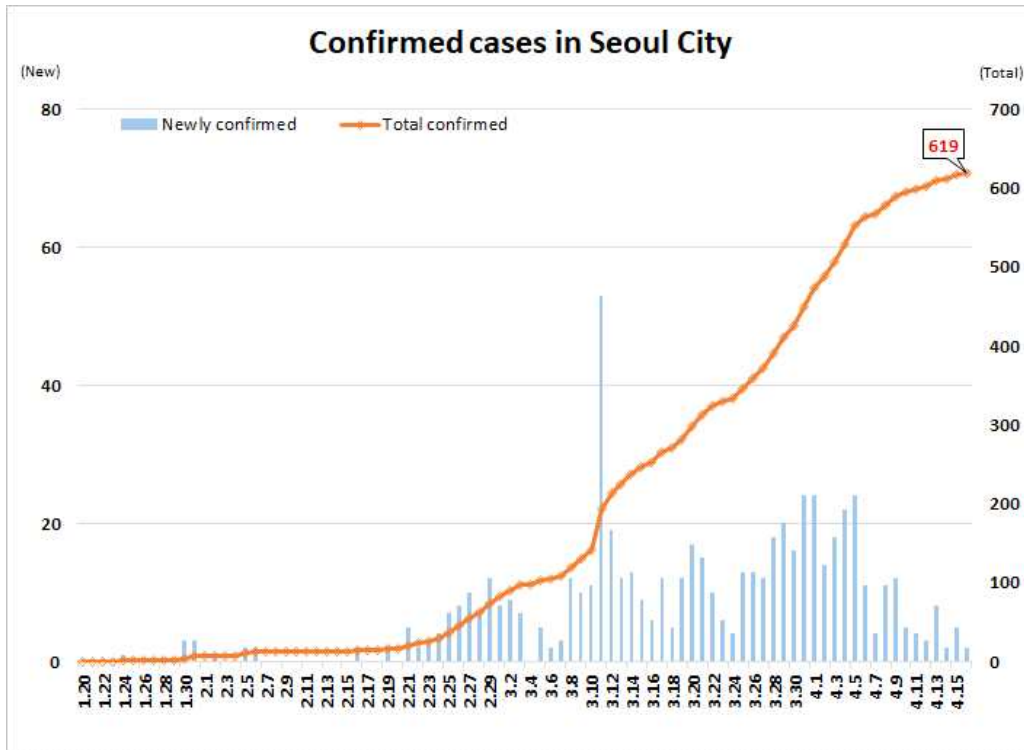


KCDC

Korea Centers for Disease Control & Prevention

Updates on COVID-19 in Republic of Korea

16 April 2020





KCDC

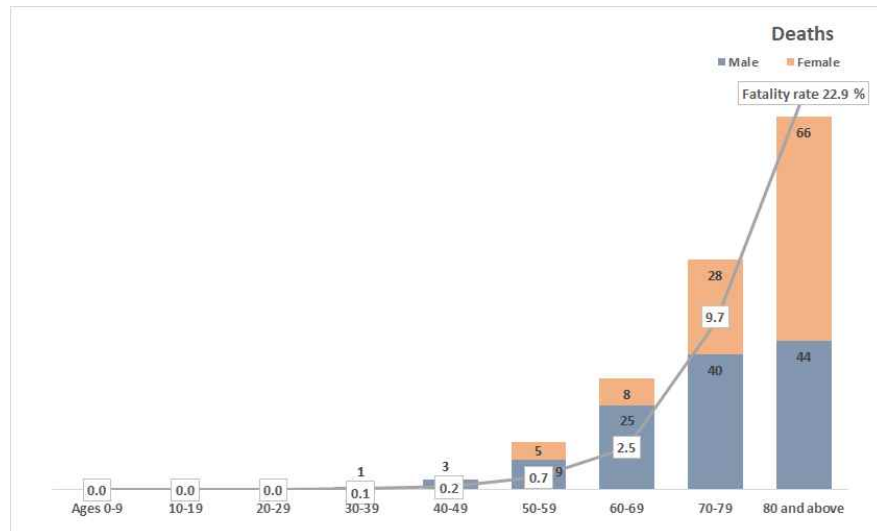
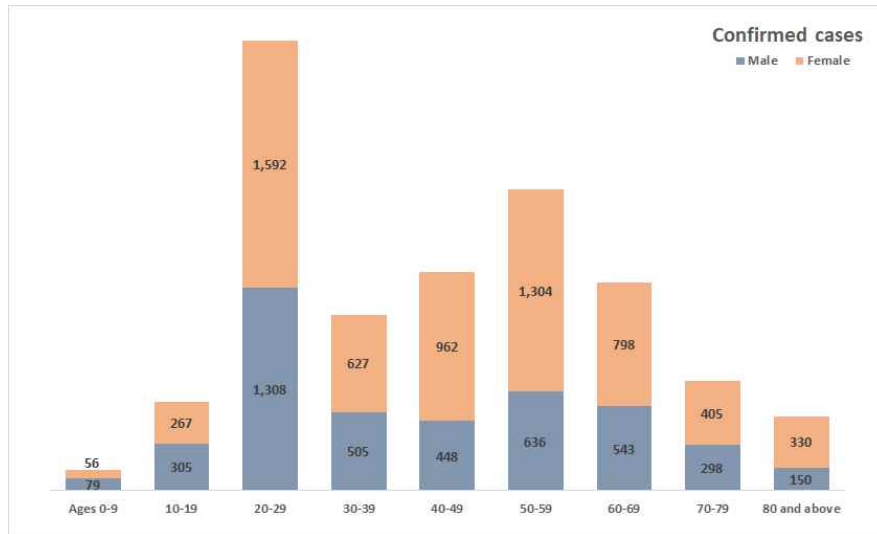
Korea Centers for Disease Control & Prevention

Updates on COVID-19 in Republic of Korea

16 April 2020

○ Case distribution by gender and age group:

		Confirmed Cases (%)	Deaths (%)	Fatality rate (%)
Total		10,613 (100)	229 (100)	2.16
Sex	Male	4,272 (40.25)	122 (53.28)	2.86
	Female	6,341 (59.75)	107 (46.72)	1.69
Age	80 and above	480 (4.52)	110 (48.03)	22.92
	70-79	703 (6.62)	68 (29.69)	9.67
	60-69	1,341 (12.64)	33 (14.41)	2.46
	50-59	1,940 (18.28)	14 (6.11)	0.72
	40-49	1,410 (13.29)	3 (1.31)	0.21
	30-39	1,132 (10.67)	1 (0.44)	0.09
	20-29	2,900 (27.32)	0 (0.00)	-
	10-19	572 (5.39)	0 (0.00)	-
	0-9	135 (1.27)	0 (0.00)	-





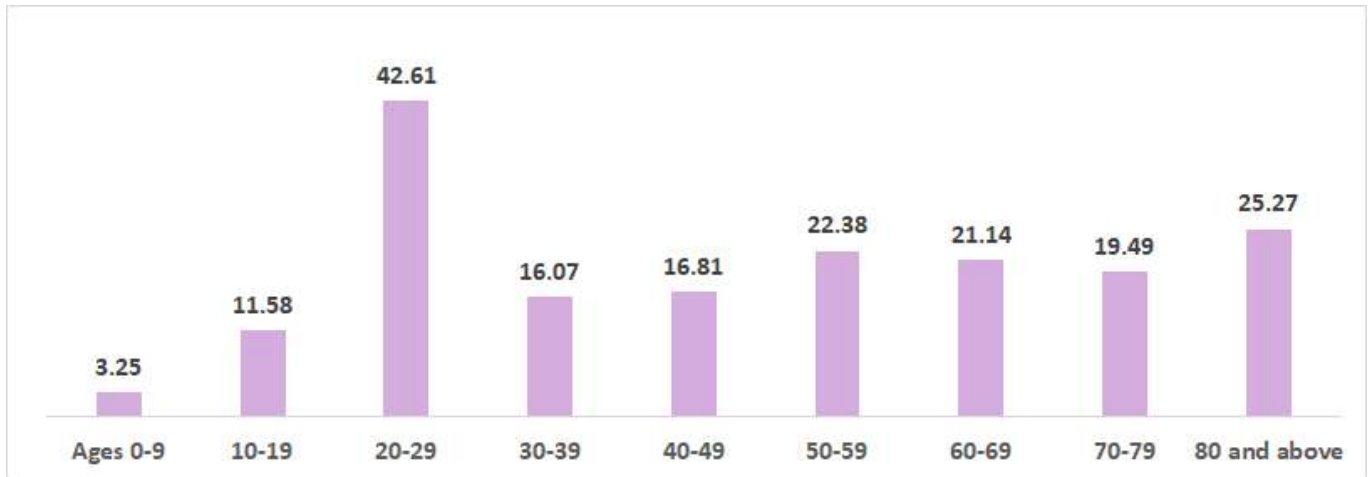
KCDC

Korea Centers for Disease Control & Prevention

Updates on COVID-19 in Republic of Korea

16 April 2020

○ Incidence rate by age group (per 100,000):



○ Weekly trend of imported cases:

