



KCDC

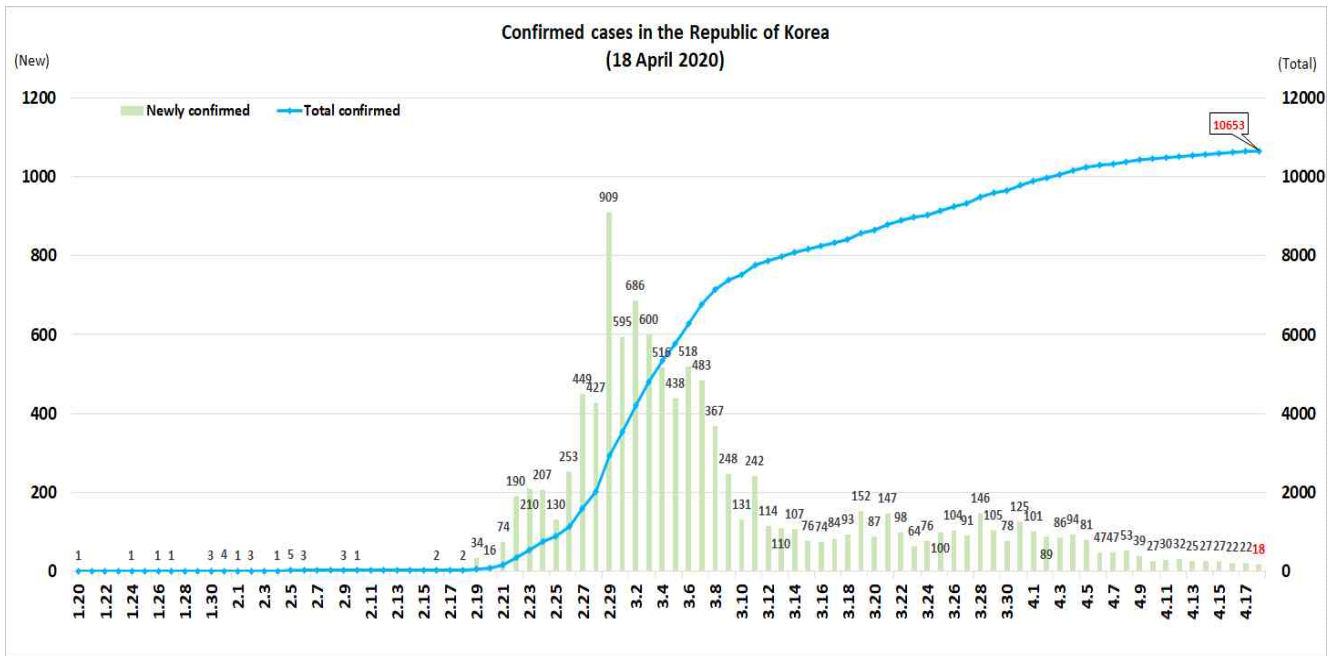
Korea Centers for Disease Control & Prevention

The Updates of COVID-19 in Republic of Korea

18 April, 2020

- As of 0:00, 18 April 2020, the total number of confirmed cases is 10,653 (including 993 imported cases), of which 7,937 cases have been discharged from isolation. Newly confirmed cases are 18 in total.

| Period (since 3 Jan) | Total | Tested positive (PCR) | | | | Being tested | Tested negative |
|------------------------------|----------|-----------------------|---------------------------|-----------------|----------|--------------|-----------------|
| | | Confirmed | Discharged from isolation | Under isolation | Deceased | | |
| As of 0:00 17 April (Fri) | 546,463 | 10,635 | 7,829 | 2,576 | 230 | 14,186 | 521,642 |
| As of 0:00 18 April (Sat) | 554,834 | 10,653 | 7,937 | 2,484 | 232 | 13,550 | 530,631 |
| Difference | (+)8,371 | (+)18 | (+)108 | (-)92 | (+)2 | (-)636 | (+)8,989 |



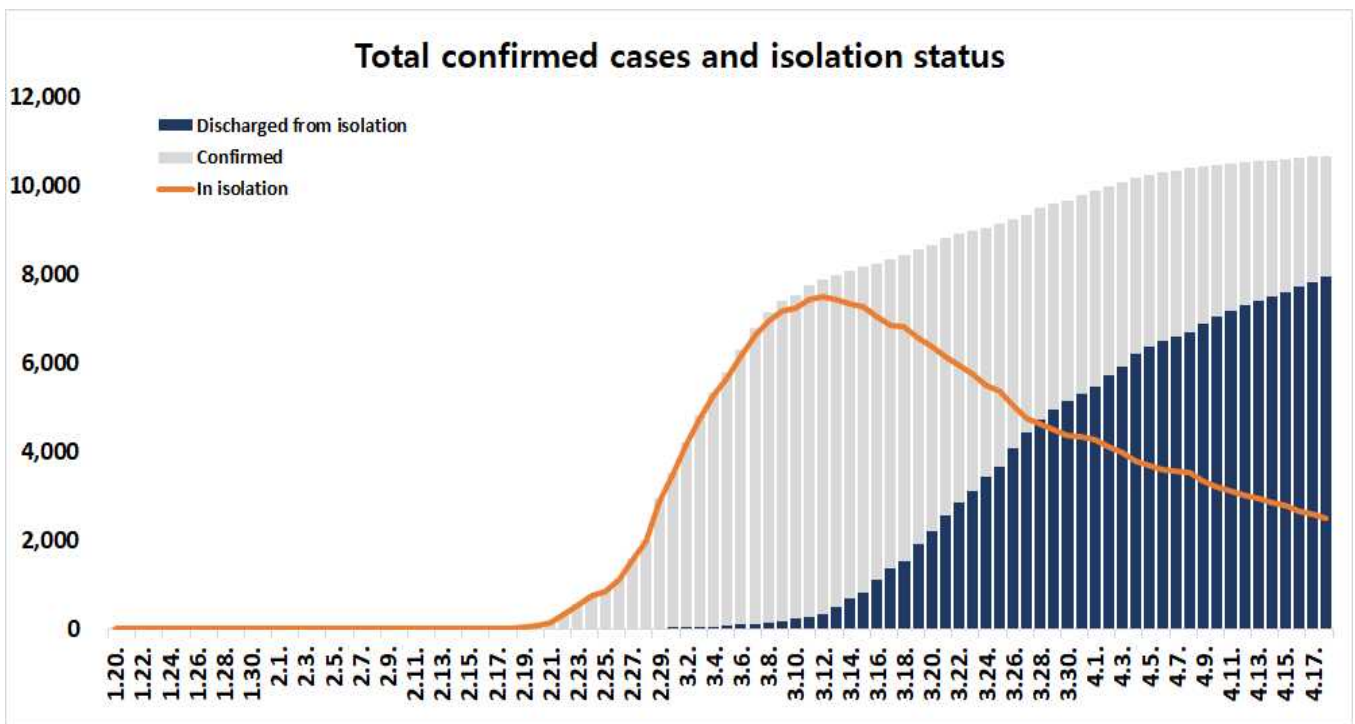
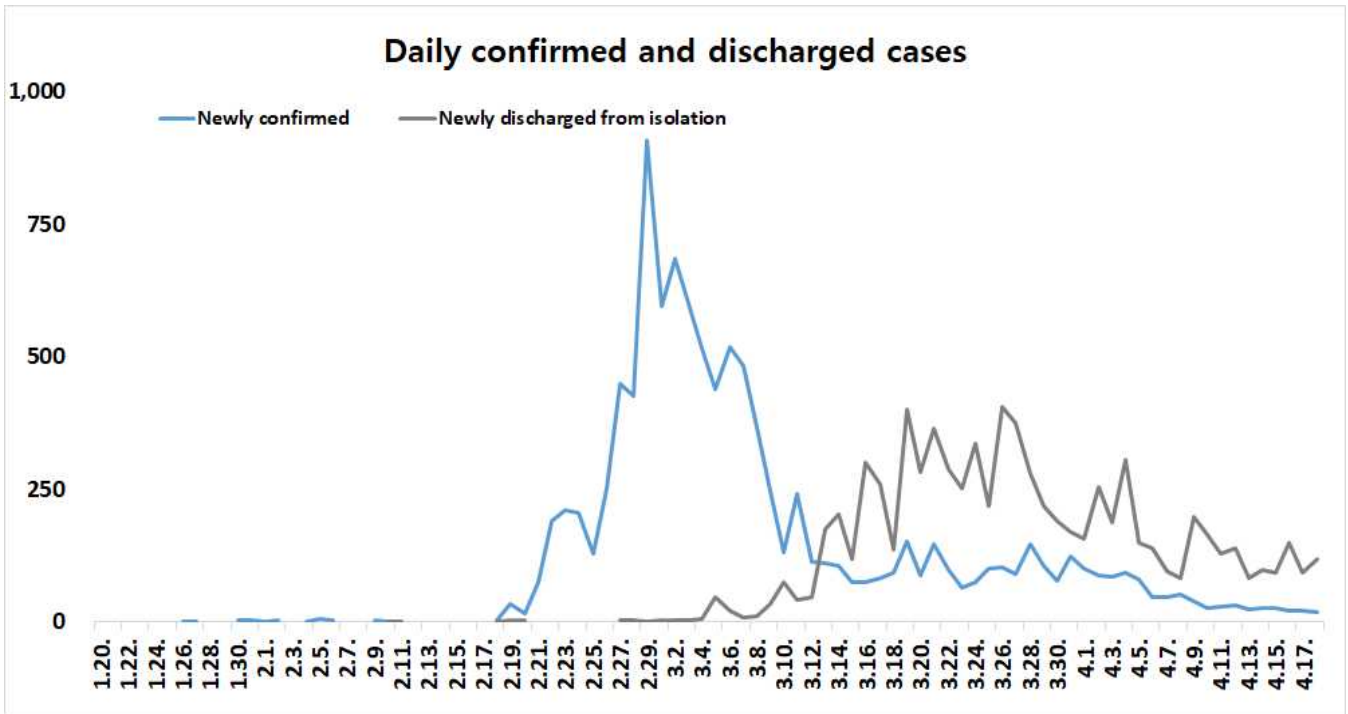


KCDC

Korea Centers for Disease Control & Prevention

The Updates of COVID-19 in Republic of Korea

18 April, 2020





○ Regional distribution of total confirmed cases:

| | Total | City | | | | | | | |
|------------------|---------------|------------|------------|--------------|-----------|-----------|-----------|-----------|-----------|
| | | Seoul | Busan | Daegu | Incheon | Gwangju | Daejeon | Ulsan | Sejong |
| Isolated | 2,484 | 346 | 15 | 985 | 35 | 8 | 14 | 7 | 21 |
| Discharged | 7,937 | 274 | 112 | 5,685 | 55 | 22 | 25 | 34 | 25 |
| Deceased | 232 | 2 | 3 | 160 | 0 | 0 | 0 | 1 | 0 |
| Subtotal | 10,653 | 622 | 130 | 6,830 | 90 | 30 | 39 | 42 | 46 |
| New (Difference) | 18 | 1 | 0 | 3 | 1 | 0 | -1* | 0 | 0 |

| | Total | Province | | | | | | | | |
|------------------|------------|-----------|-----------|------------|-----------|-----------|--------------|------------|-----------|------------|
| | | Gyeonggi | Gangwon | Chungbuk | Chungnam | Jeonbuk | Jeonnam | Gyeongbuk | Gyeongnam | Jeju |
| Isolated | 279 | 24 | 7 | 22 | 8 | 8 | 261 | 32 | 7 | 405 |
| Discharged | 361 | 28 | 38 | 119 | 9 | 7 | 1,046 | 84 | 6 | 7 |
| Deceased | 14 | 1 | 0 | 0 | 0 | 0 | 51 | 0 | 0 | 0 |
| Subtotal | 654 | 53 | 45 | 141 | 17 | 15 | 1,358 | 116 | 13 | 412 |
| New (Difference) | 4 | 1 | 0 | 2 | 0 | 0 | 2 | 1* | 0 | 4 |

○ Case distribution and incidence rate by region:

| Region | # of cases | (%) | Incidence rate (per 0.1M) | Region | # of cases | (%) | Incidence rate (per 0.1M) |
|-------------------|------------|---------|---------------------------|---------------------------|------------|---------|---------------------------|
| Seoul | 622 | (5.84) | 6.39 | Gyeonggi | 654 | (6.14) | 4.94 |
| Busan | 130 | (1.22) | 3.81 | Gangwon | 53 | (0.50) | 3.44 |
| Daegu | 6,830 | (64.11) | 280.32 | Chungbuk | 45 | (0.42) | 2.81 |
| Incheon | 90 | (0.84) | 3.04 | Chungnam | 141 | (1.32) | 6.64 |
| Gwangju | 30 | (0.28) | 2.06 | Jeonbuk | 17 | (0.16) | 0.94 |
| Daejeon | 39 | (0.37) | 2.65 | Jeonnam | 15 | (0.14) | 0.80 |
| Ulsan | 42 | (0.39) | 3.66 | Gyeongbuk | 1,358 | (12.75) | 51.00 |
| Sejong | 46 | (0.43) | 13.44 | Gyeongnam | 116 | (1.09) | 3.45 |
| Airport Screening | 412 | (3.87) | - | Jeju | 13 | (0.12) | 1.94 |
| Total | | | | 10,653 (100) 20.55 | | | |



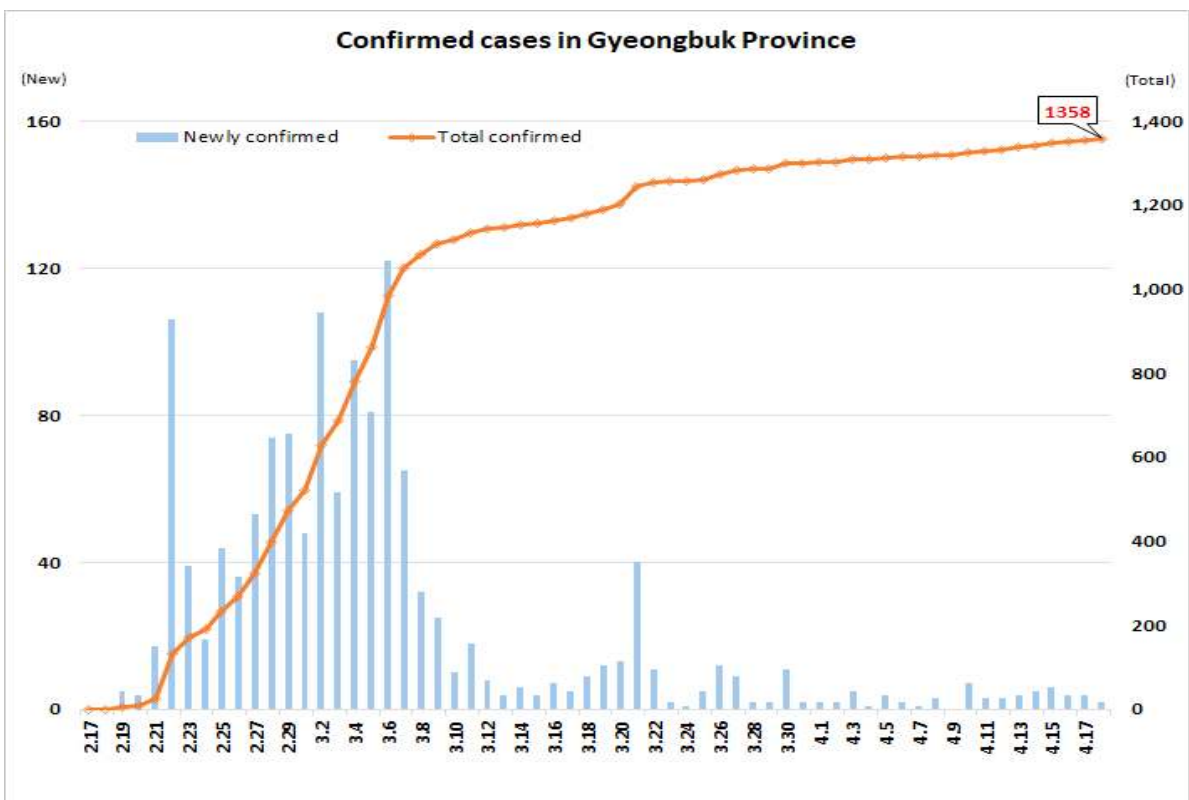
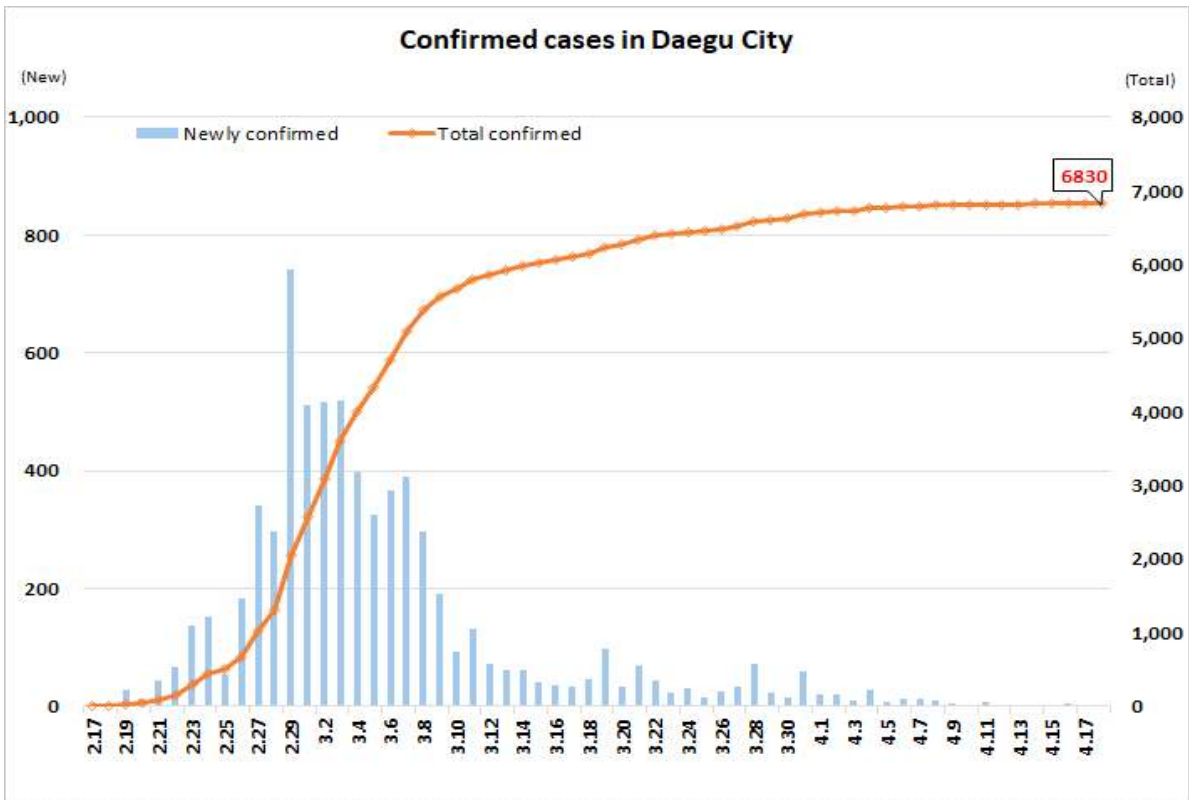
KCDC

Korea Centers for Disease Control & Prevention

The Updates of COVID-19 in Republic of Korea

18 April, 2020

○ Daily case trends by region:



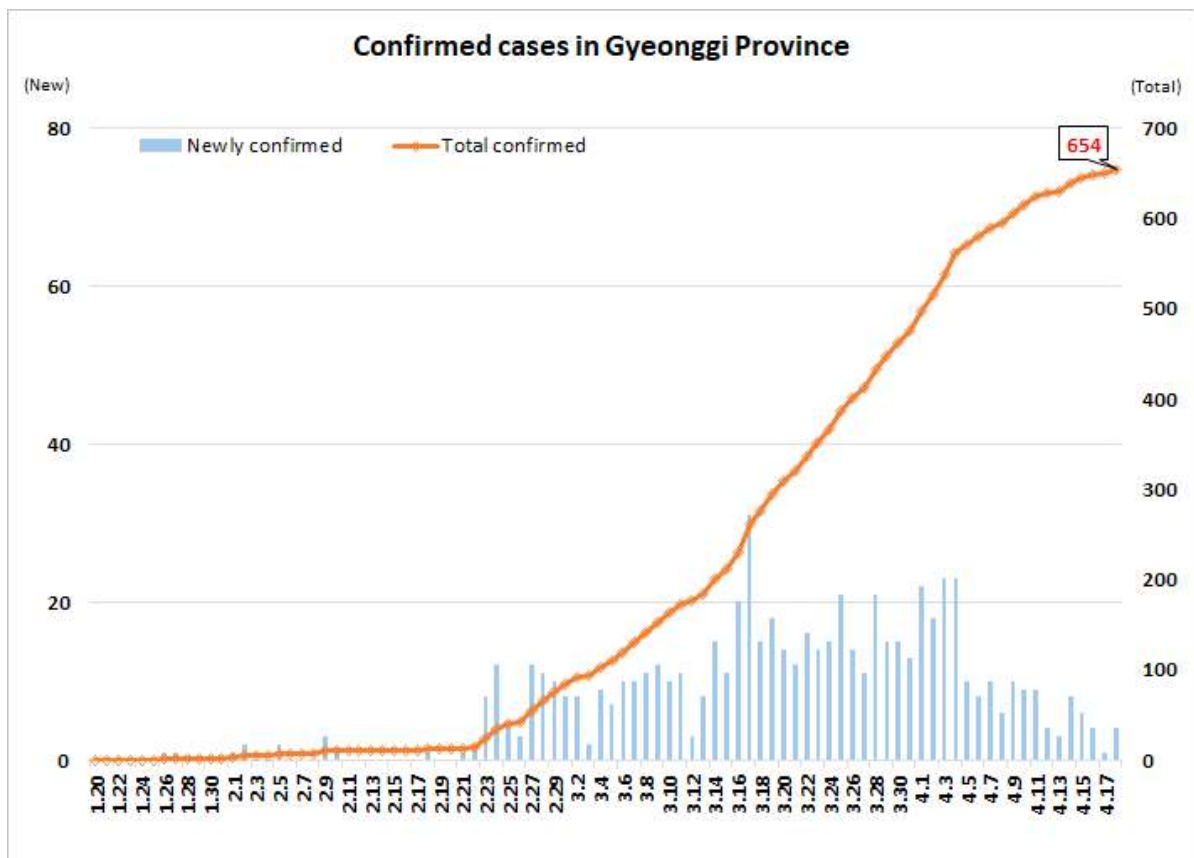
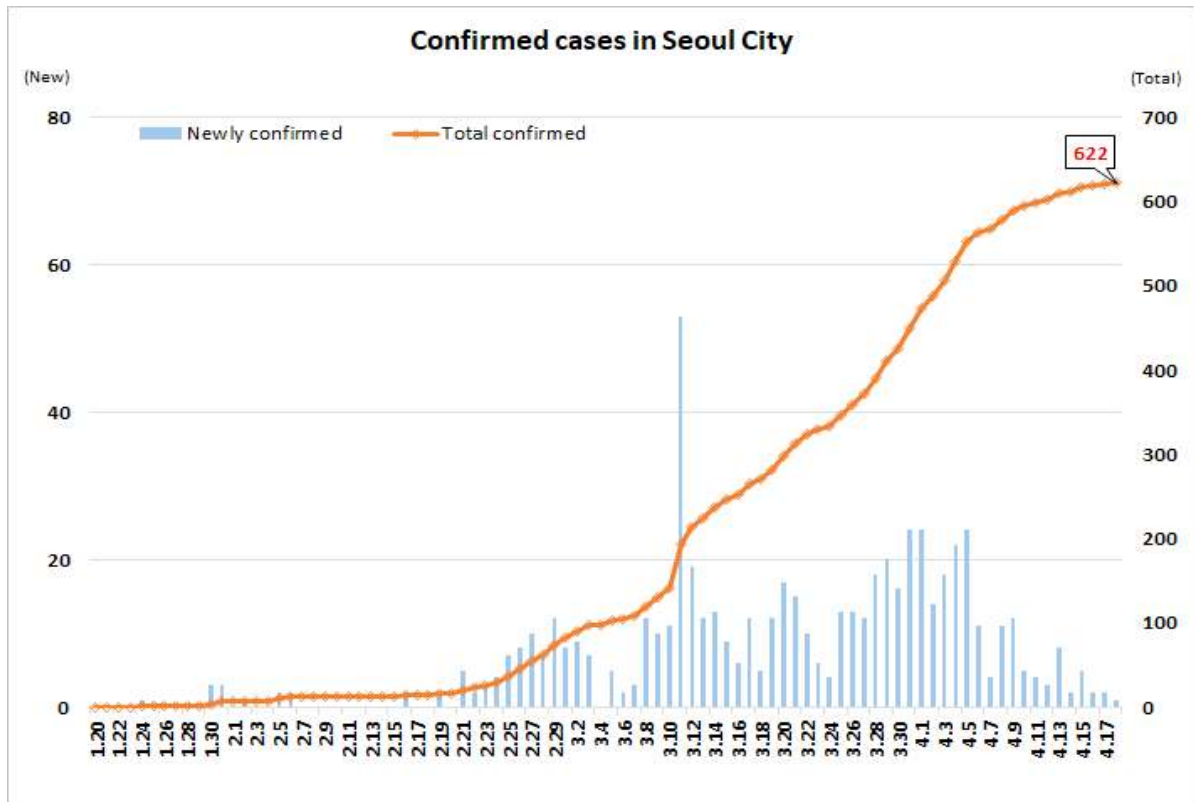


KCDC

Korea Centers for Disease Control & Prevention

The Updates of COVID-19 in Republic of Korea

18 April, 2020





KCDC

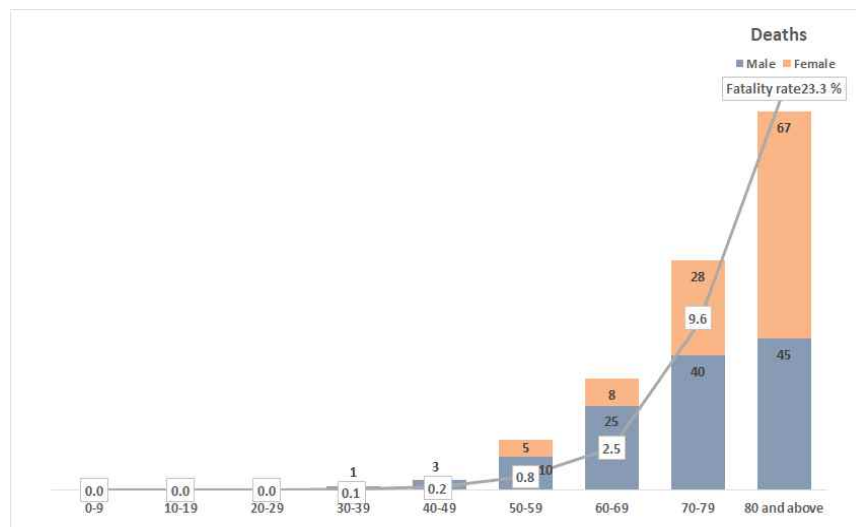
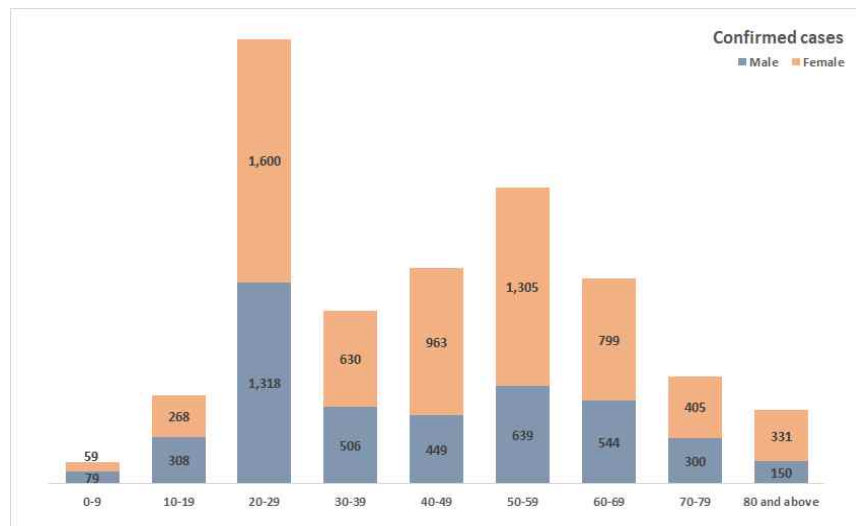
Korea Centers for Disease Control & Prevention

The Updates of COVID-19 in Republic of Korea

18 April, 2020

○ Case distribution by gender and age group:

| | | Confirmed Cases (%) | Deaths (%) | Fatality rate (%) |
|-------|--------------|---------------------|-------------|-------------------|
| Total | | 10,653 (100) | 232 (100) | 2.18 |
| Sex | Male | 4,293 (40.30) | 124 (53.45) | 2.89 |
| | Female | 6,360 (59.70) | 108 (46.55) | 1.70 |
| Age | 80 and above | 481 (4.52) | 112 (48.28) | 23.28 |
| | 70-79 | 705 (6.62) | 68 (29.31) | 9.65 |
| | 60-69 | 1,343 (12.61) | 33 (14.22) | 2.46 |
| | 50-59 | 1,944 (18.25) | 15 (6.47) | 0.77 |
| | 40-49 | 1,412 (13.25) | 3 (1.29) | 0.21 |
| | 30-39 | 1,136 (10.66) | 1 (0.43) | 0.09 |
| | 20-29 | 2,918 (27.39) | 0 (0.00) | - |
| | 10-19 | 576 (5.41) | 0 (0.00) | - |
| | 0-9 | 138 (1.30) | 0 (0.00) | - |





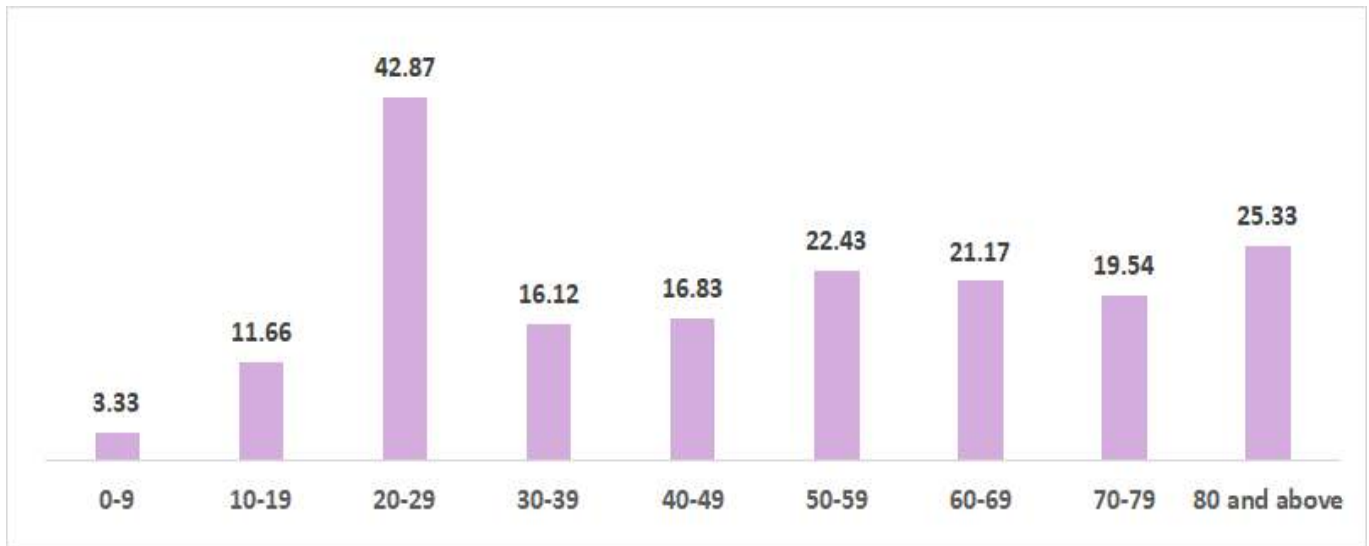
KCDC

Korea Centers for Disease Control & Prevention

The Updates of COVID-19 in Republic of Korea

18 April, 2020

○ Incidence rate by age group (per 100,000):



○ Weekly trend of imported cases:

