



KCDC

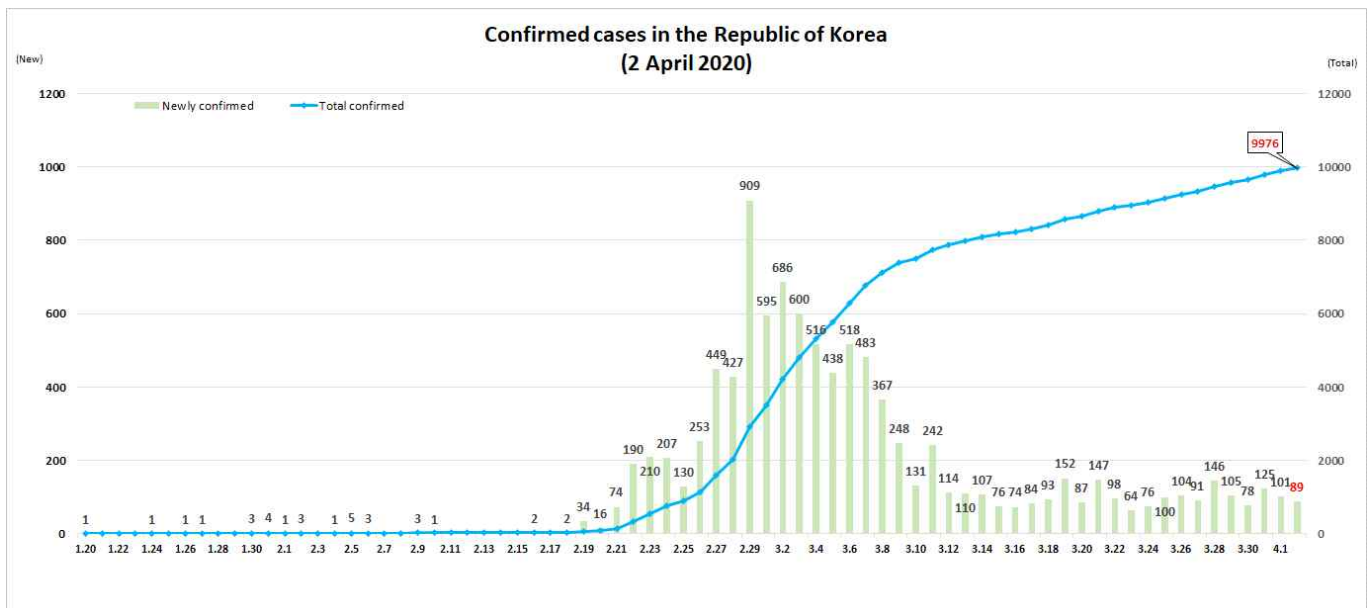
Korea Centers for Disease Control & Prevention

Updates on COVID-19 in Republic of Korea

2 April 2020

- As of 0:00, 2 April 2020, the total number of confirmed cases is 9,976 (including 601 imported cases), of which 5,828 cases have been discharged from isolation. Newly confirmed cases are 89 in total.

Period (since 3 Jan)	Total	Tested positive (PCR)				Being tested	Tested negative
		Confirmed	Discharged	Isolated	Deceased		
As of 0:00 1 April (Wed)	421,547	9,887	5,567	4,155	165	16,585	395,075
As of 0:00 2 April (Thurs)	431,743	9,976	5,828	3,979	169	17,885	403,882
Difference	10,196	89	261	-176	4	1,300	8,807



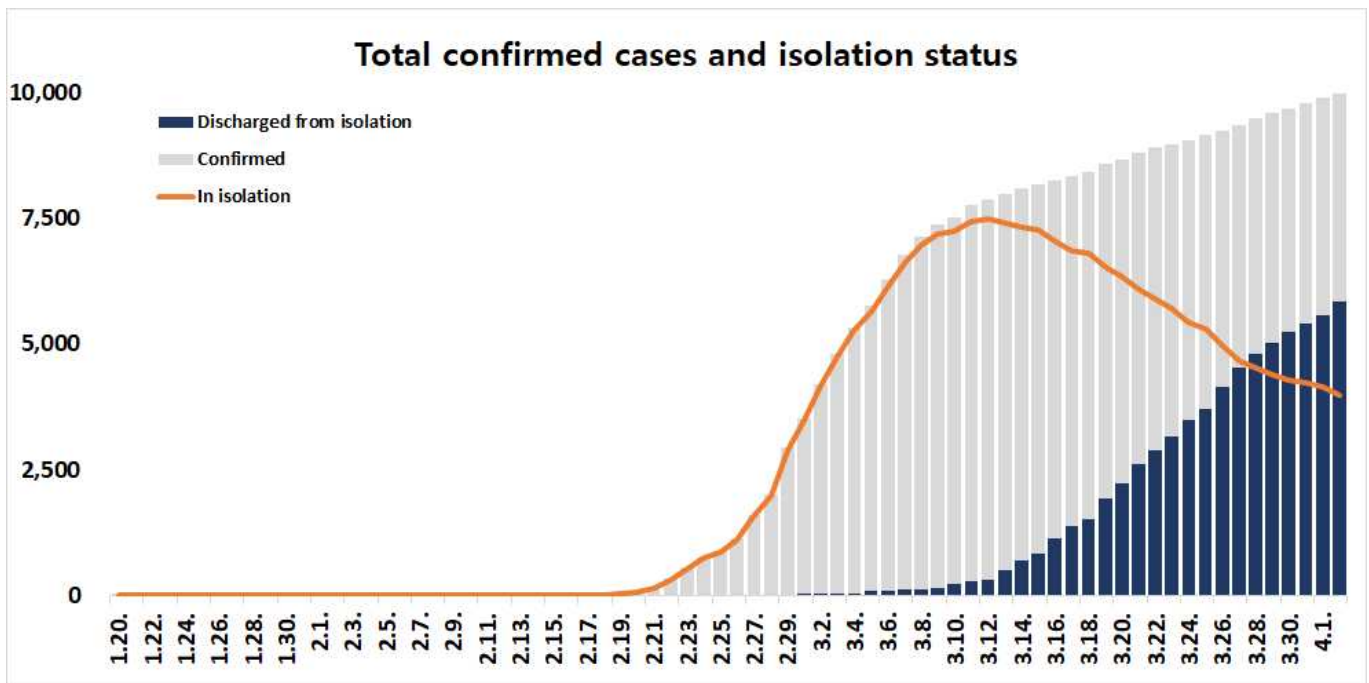
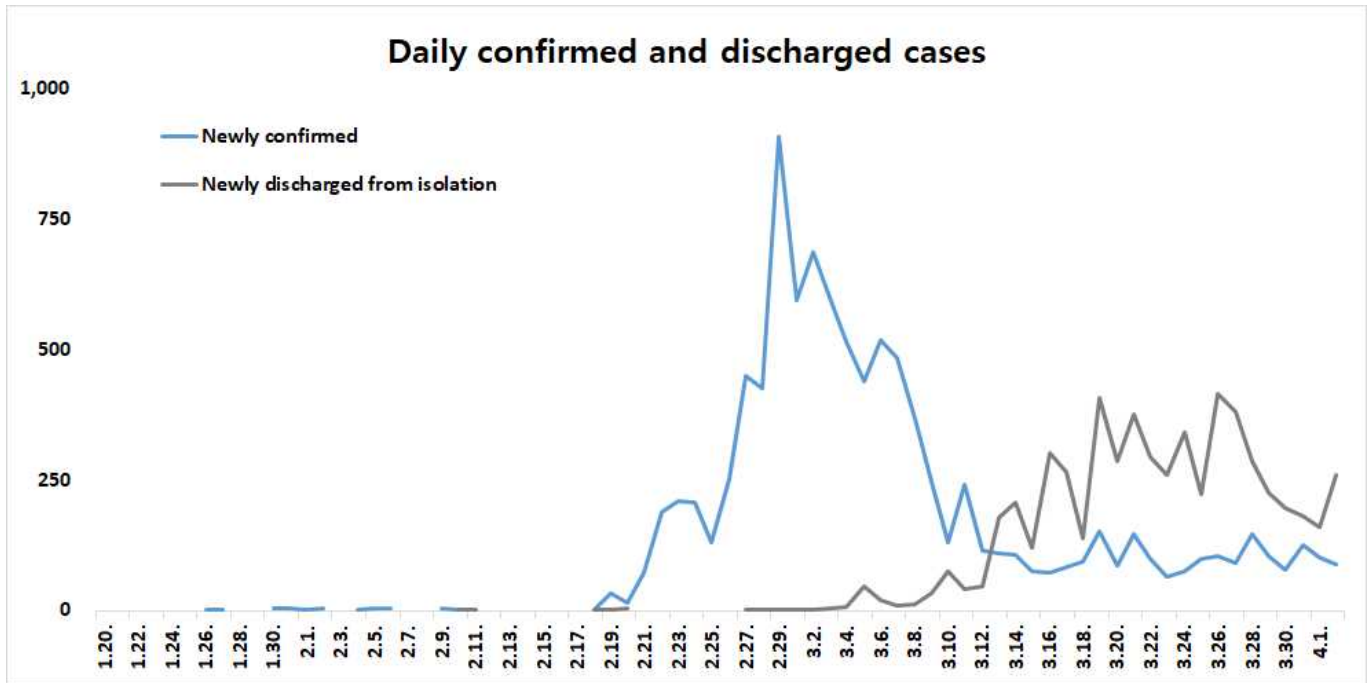


KCDC

Korea Centers for Disease Control & Prevention

Updates on COVID-19 in Republic of Korea

2 April 2020





KCDC

Korea Centers for Disease Control & Prevention

Updates on COVID-19 in Republic of Korea

2 April 2020

○ Regional distribution of total confirmed cases:

	Total	City							
		Seoul	Busan	Daegu	Incheon	Gwangju	Daejeon	Ulsan	Sejong
Isolated	3,979	361	32	2,325	53	11	18	18	34
Discharged	5,828	127	87	4,283	20	14	18	21	12
Deceased	169	0	3	117	0	0	0	1	0
Subtotal	9,976	488	122	6,725	73	25	36	40	46
(Difference)	(89)	(14)	-	(21)	(4)	(1)	-	(1)	-

	Gyeonggi	Gangwon	Chungbuk	Chungnam	Jeonbuk	Jeonnam	Gyeongbuk	Gyeongnam	Jeju	Other
										Airport screening
Isolated	329	15	21	38	7	11	423	36	6	241
Discharged	181	23	23	95	7	3	840	70	3	1
Deceased	6	1	0	0	0	0	41	0	0	0
Subtotal	516	39	44	133	14	14	1,304	106	9	242
(Difference)	(17)	(1)	-	(2)	-	(2)	(2)	(6)	-	(18)

○ Case distribution and incidence rate by region:

Region	# of cases	(%)	Incidence rate (per 0.1M)	Region	# of cases	(%)	Incidence rate (per 0.1M)
Seoul	488	(4.89)	5.01	Gyeonggi	516	(5.17)	3.89
Busan	122	(1.22)	3.58	Gangwon	39	(0.39)	2.53
Daegu	6,725	(67.41)	276.01	Chungbuk	44	(0.44)	2.75
Incheon	73	(0.73)	2.47	Chungnam	133	(1.33)	6.27
Gwangju	25	(0.25)	1.72	Jeonbuk	14	(0.14)	0.77
Daejeon	36	(0.36)	2.44	Jeonnam	14	(0.14)	0.75
Ulsan	40	(0.40)	3.49	Gyeongbuk	1,304	(13.07)	48.98
Sejong	46	(0.46)	13.44	Gyeongnam	106	(1.06)	3.15
Airport Screening	242	(2.43)	-	Jeju	9	(0.09)	1.34
Total				9,976 (100) 19.24			



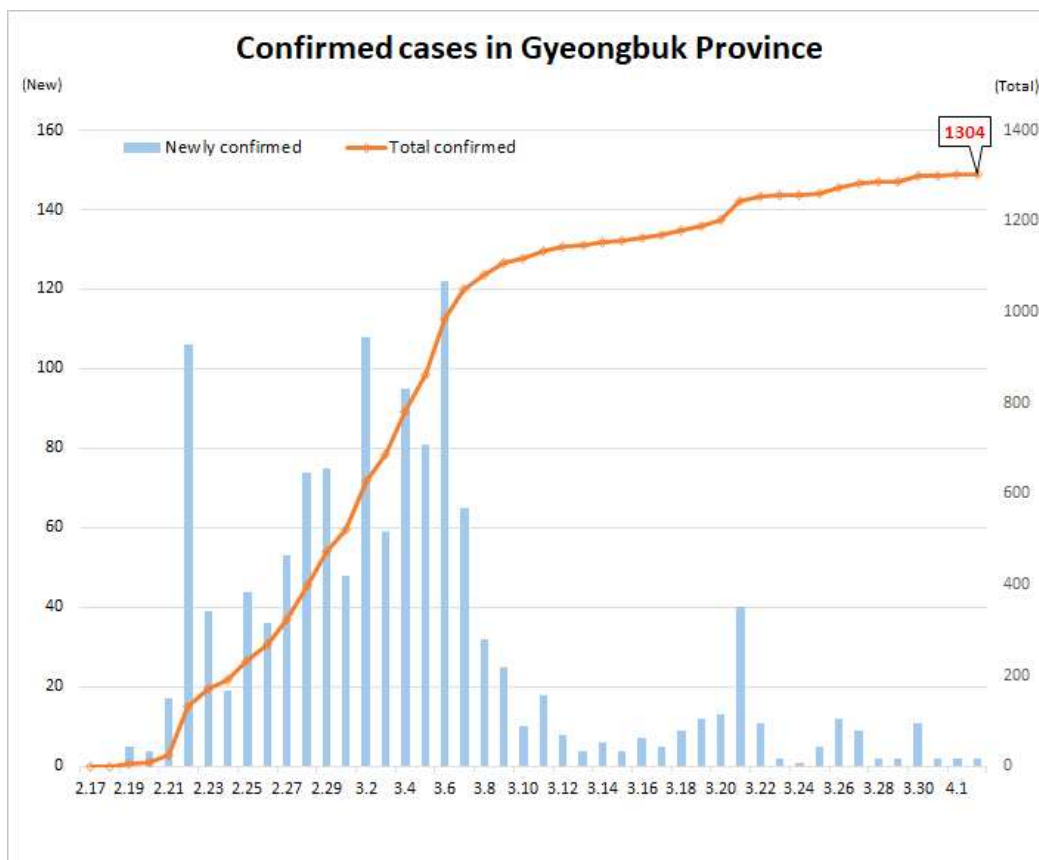
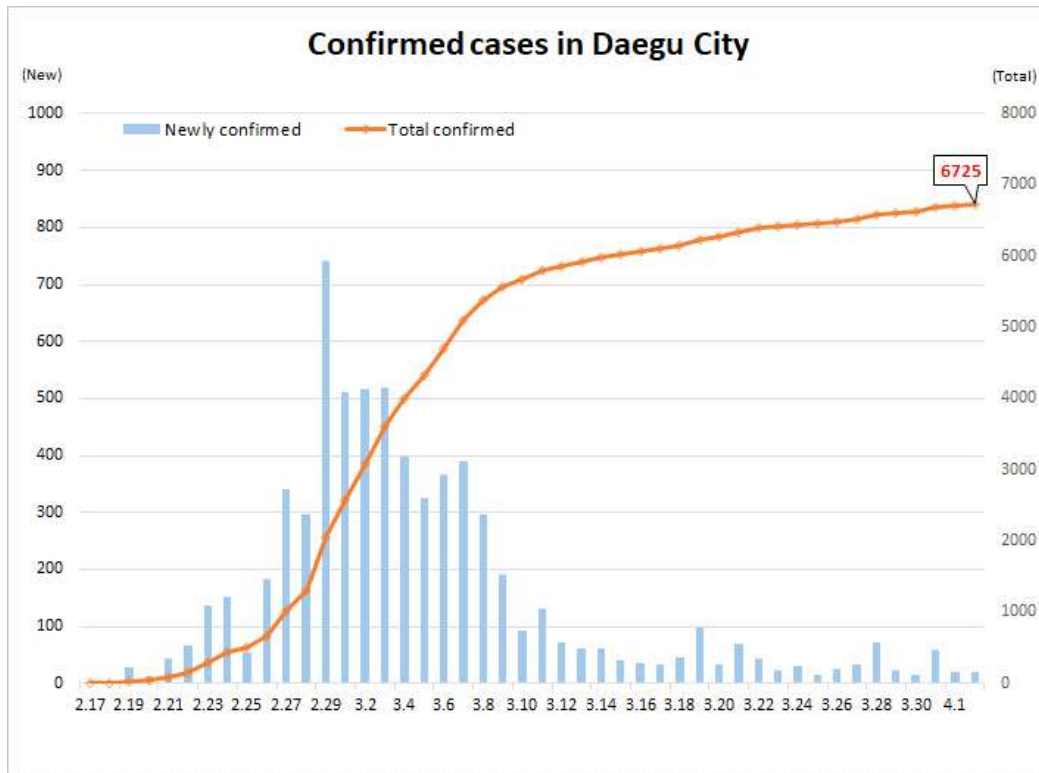
KCDC

Korea Centers for Disease Control & Prevention

Updates on COVID-19 in Republic of Korea

2 April 2020

○ Daily cases trends by region:



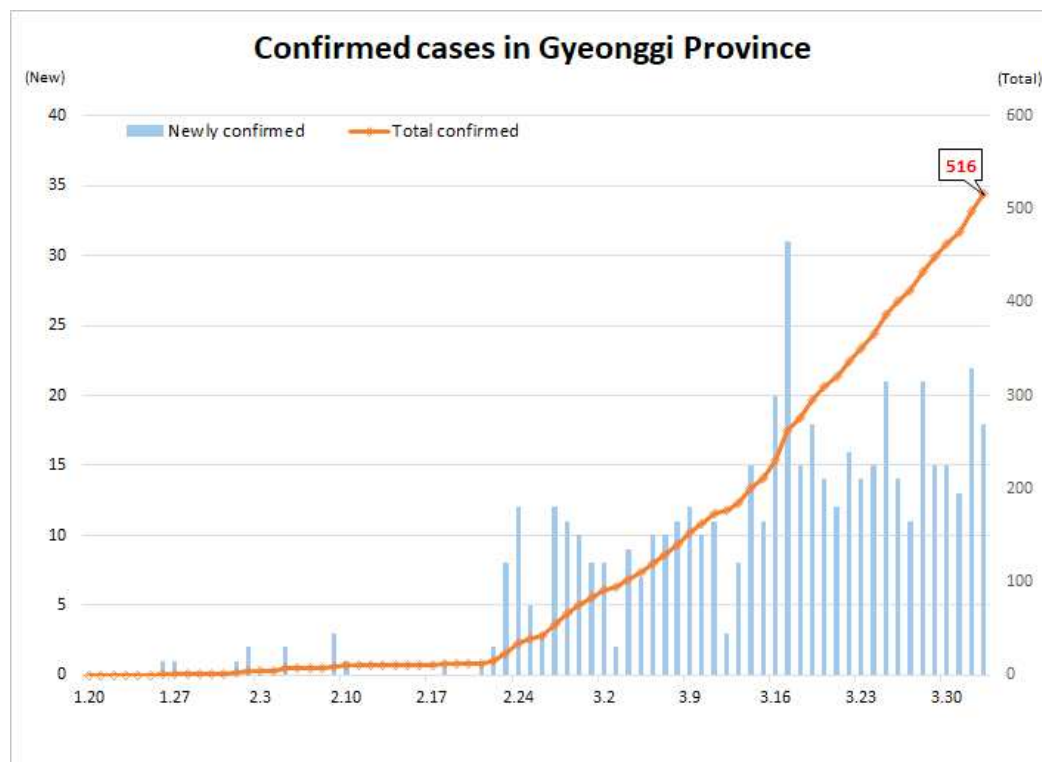
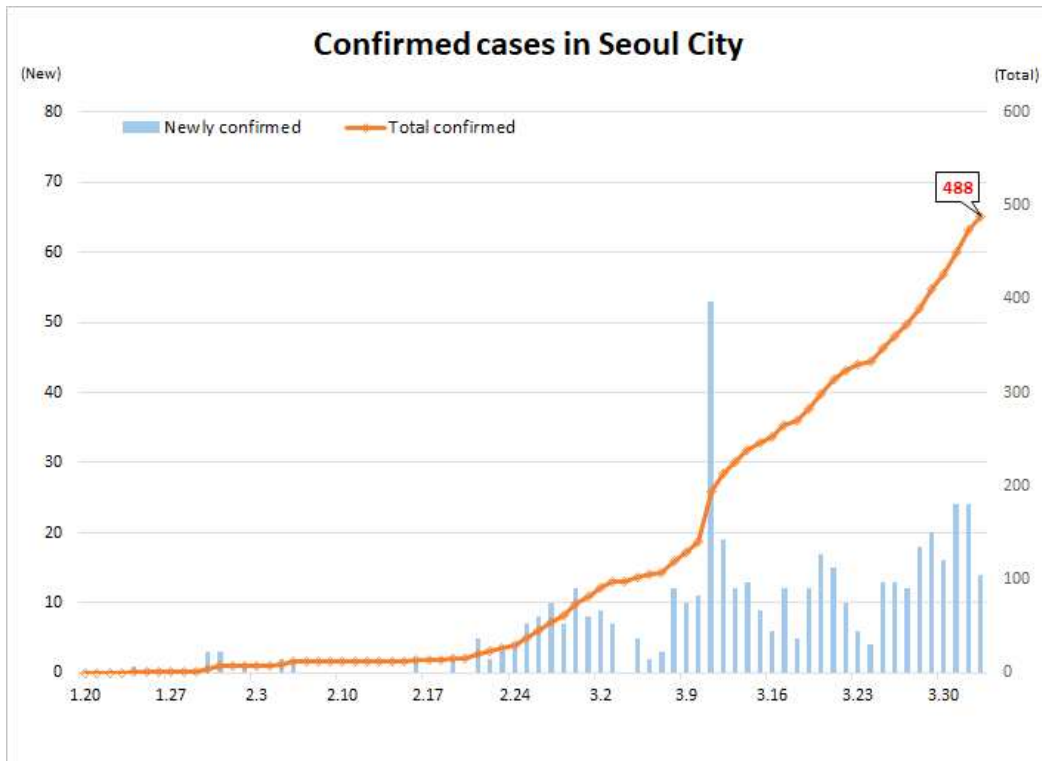


KCDC

Korea Centers for Disease
Control & Prevention

Updates on COVID-19 in Republic of Korea

2 April 2020





KCDC

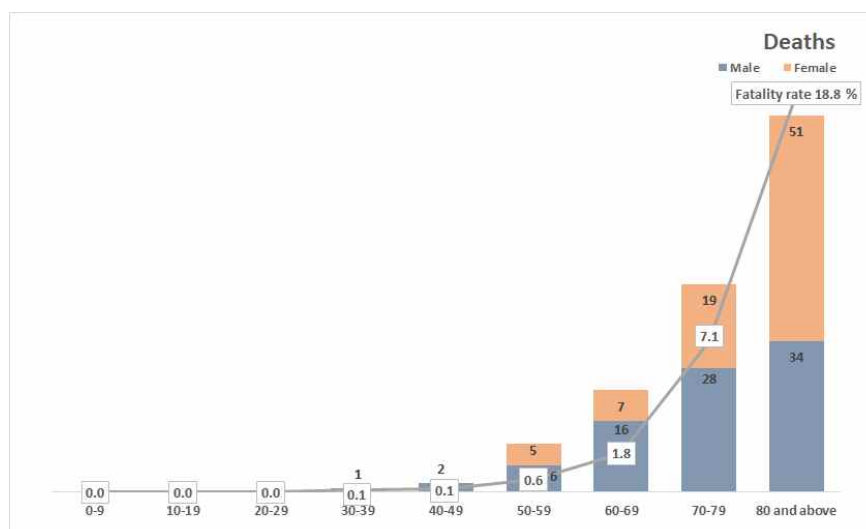
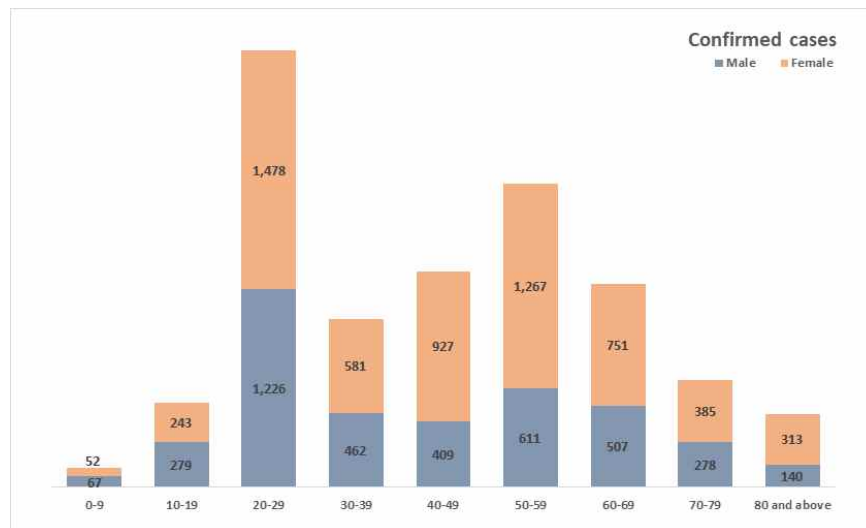
Korea Centers for Disease Control & Prevention

Updates on COVID-19 in Republic of Korea

2 April 2020

○ Case distribution by gender and age group:

		Confirmed Cases (%)	Deaths (%)	Fatality rate (%)
Total		9,976 (100)	169 (100)	1.69
Sex	Male	3,979 (39.89)	87 (51.48)	2.19
	Female	5,997 (60.11)	82 (48.52)	1.37
Age	80 and above	453 (4.54)	85 (50.30)	18.76
	70-79	663 (6.65)	47 (27.81)	7.09
	60-69	1,258 (12.61)	23 (13.61)	1.83
	50-59	1,878 (18.83)	11 (6.51)	0.59
	40-49	1,336 (13.39)	2 (1.18)	0.15
	30-39	1,043 (10.46)	1 (0.59)	0.10
	20-29	2,704 (27.11)	0 (0.00)	-
	10-19	522 (5.23)	0 (0.00)	-
	0-9	119 (1.19)	0 (0.00)	-





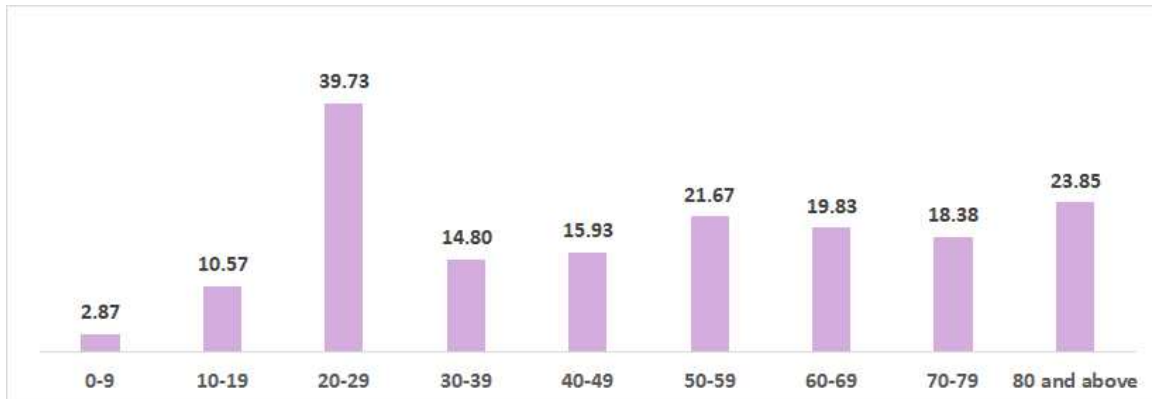
KCDC

Korea Centers for Disease Control & Prevention

Updates on COVID-19 in Republic of Korea

2 April 2020

○ Incidence rate by age group (per 100,000):



○ Weekly trend of imported cases:

