



KCDC

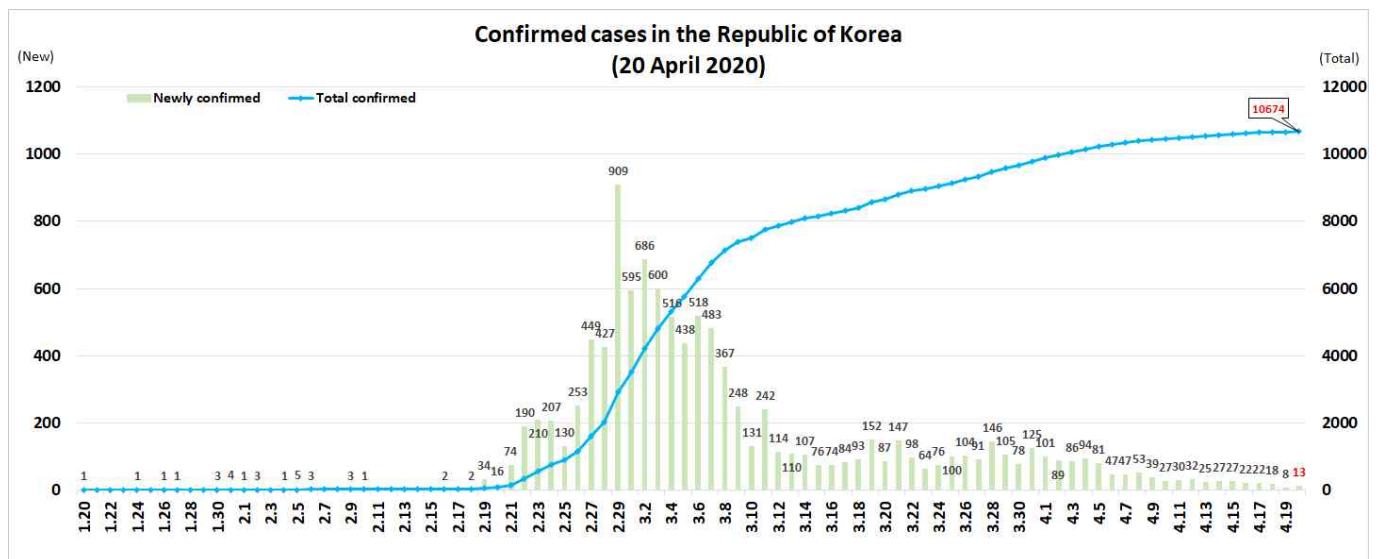
Korea Centers for Disease Control & Prevention

Updates on COVID-19 in Republic of Korea

20 April 2020

○ As of 0:00, 20 April 2020, the total number of confirmed cases is 10,674 (including 1,006 imported cases), of which 8,114 cases have been discharged from isolation. Newly confirmed cases are 13 in total.

Period (since 3 Jan)	Total	Tested positive (PCR)				Being tested	Tested negative
		Confirmed	Discharged from isolation	Under isolation	Deceased		
As of 0:00 19 April (Sun)	559,109	10,661	8,042	2,385	234	12,243	536,205
As of 0:00 20 April (Mon)	563,035	10,674	8,114	2,324	236	11,981	540,380
Difference	(+)3,926	(+)13	(+)72	(-)-61	(+)2	(-)-262	(+)4,175



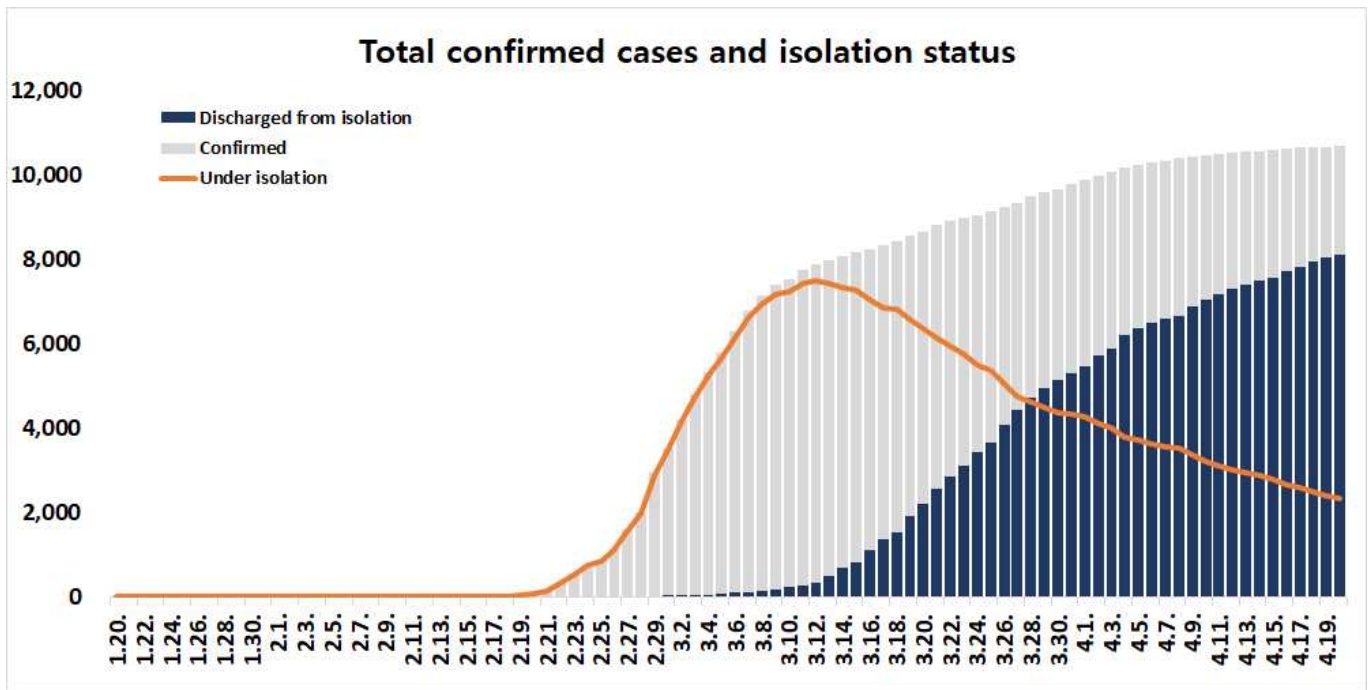
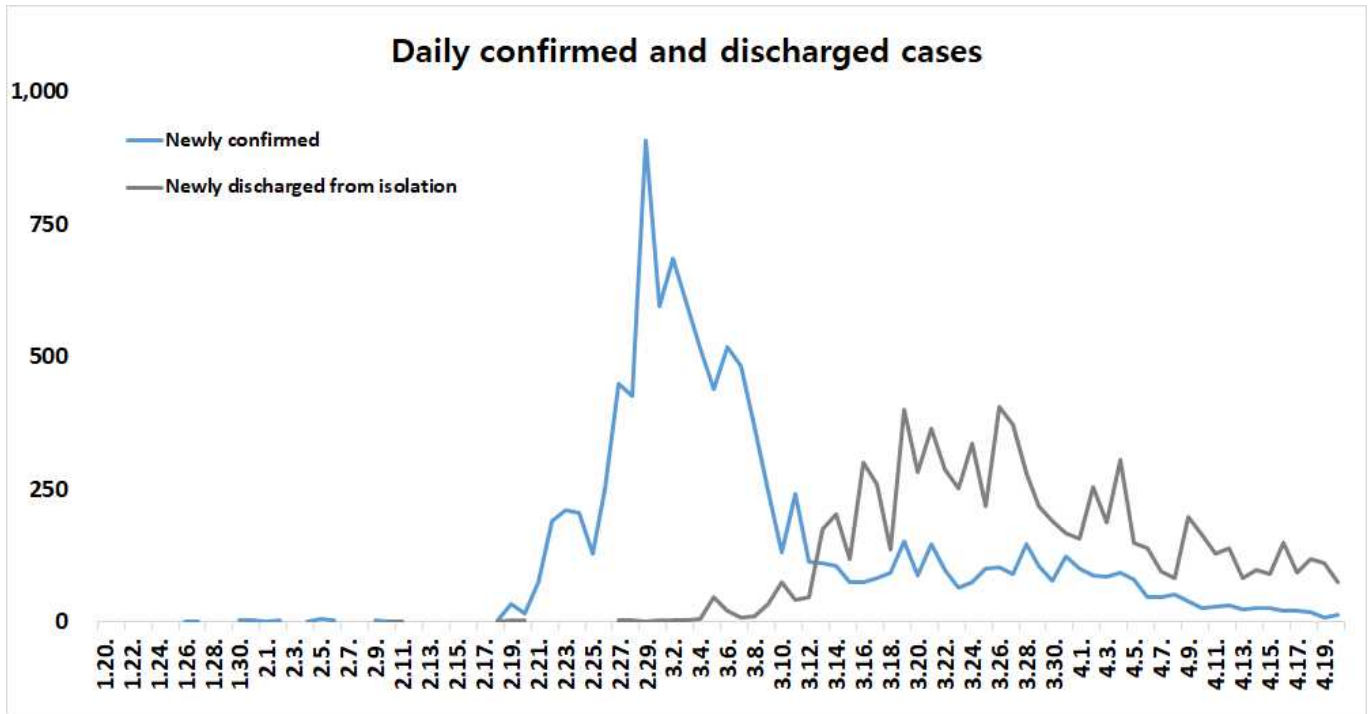


KCDC

Korea Centers for Disease Control & Prevention

Updates on COVID-19 in Republic of Korea

20 April 2020





KCDC

Korea Centers for Disease Control & Prevention

Updates on COVID-19 in Republic of Korea

20 April 2020

○ Regional distribution of total confirmed cases:

	Total	City							
		Seoul	Busan	Daegu	Incheon	Gwangju	Daejeon	Ulsan	Sejong
Isolated	2,324	318	14	901	36	8	13	8	17
Discharged	8,114	304	115	5,769	56	22	26	34	29
Deceased	236	2	3	163	0	0	0	1	0
Subtotal	10,674	624	132	6,833	92	30	39	43	46
New (Difference)	13	0	2	1	1	0	0	1	0

	Total	Province								
		Gyeonggi	Gangwon	Chungbuk	Chungnam	Jeonbuk	Jeonnam	Gyeongbuk	Gyeongnam	Jeju
Isolated	255	23	7	19	8	7	246	29	7	408
Discharged	387	28	38	122	9	8	1,064	87	6	10
Deceased	14	2	0	0	0	0	51	0	0	0
Subtotal	656	53	45	141	17	15	1,361	116	13	418
New (Difference)	2	0	0	0	0	0	2	0	0	4

○ Case distribution and incidence rate by region:

Region	# of cases	(%)	Incidence rate (per 0.1M)	Region	# of cases	(%)	Incidence rate (per 0.1M)
Seoul	624	(5.85)	6.41	Gyeonggi	656	(6.15)	4.95
Busan	132	(1.24)	3.87	Gangwon	53	(0.50)	3.44
Daegu	6,833	(64.02)	280.44	Chungbuk	45	(0.42)	2.81
Incheon	92	(0.86)	3.11	Chungnam	141	(1.32)	6.64
Gwangju	30	(0.28)	2.06	Jeonbuk	17	(0.16)	0.94
Daejeon	39	(0.37)	2.65	Jeonnam	15	(0.14)	0.80
Ulsan	43	(0.40)	3.75	Gyeongbuk	1,361	(12.75)	51.12
Sejong	46	(0.43)	13.44	Gyeongnam	116	(1.09)	3.45
Airport Screening	418	(3.92)	-	Jeju	13	(0.12)	1.94
Total				10,674 (100) 20.59			



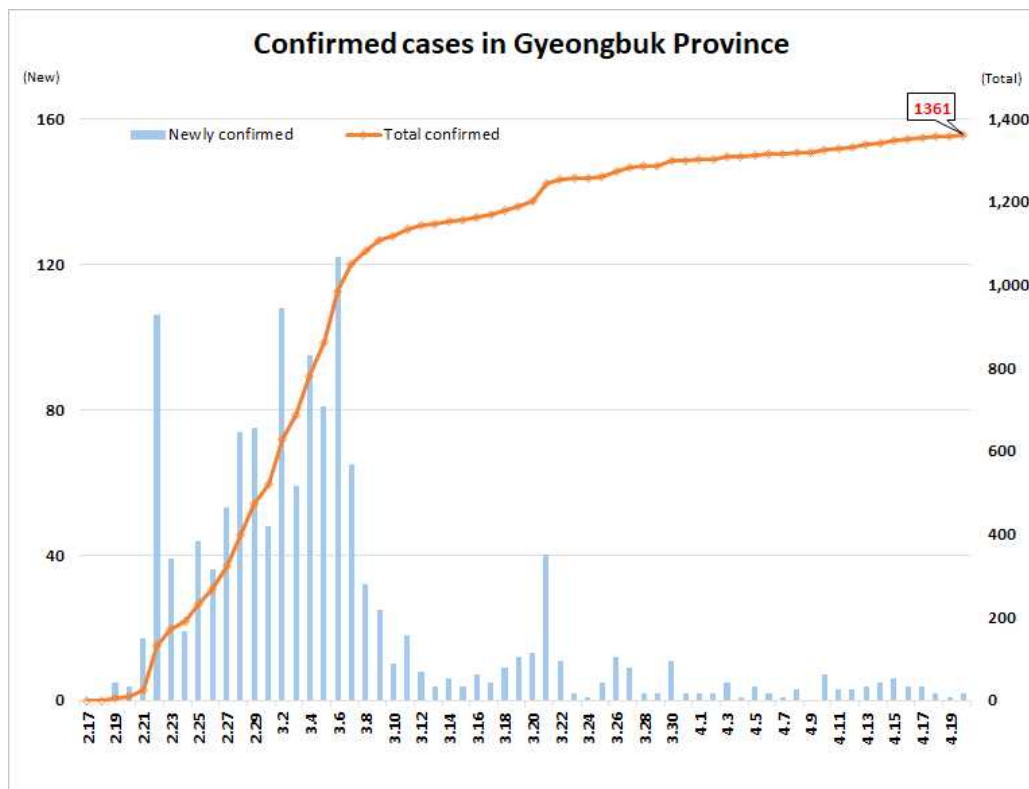
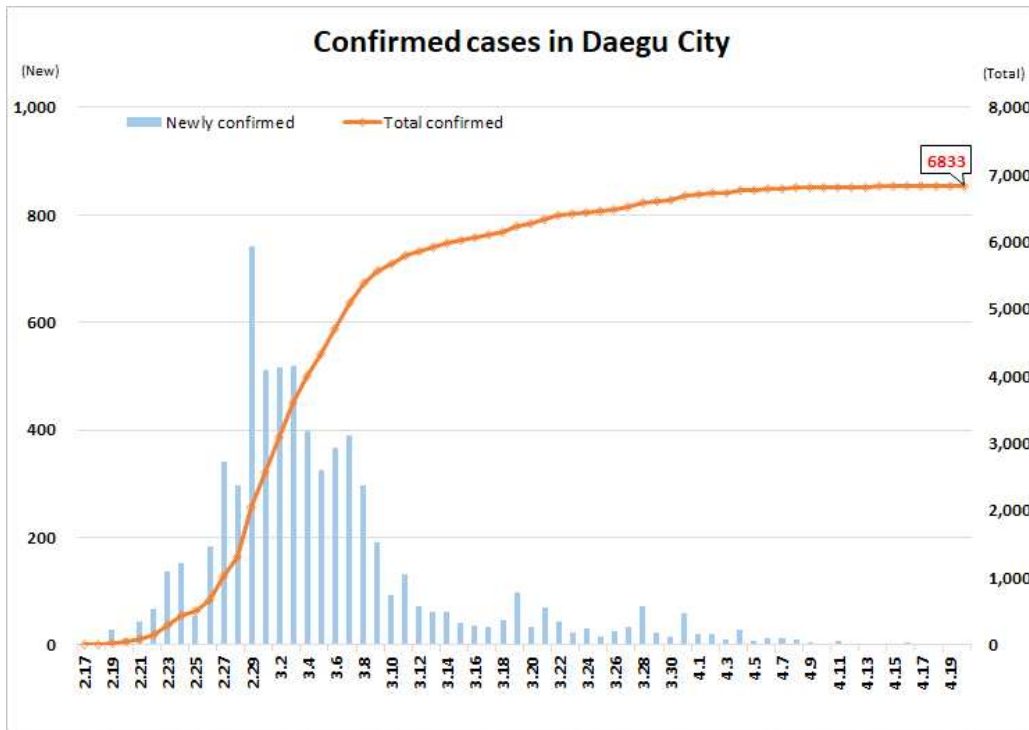
KCDC

Korea Centers for Disease Control & Prevention

Updates on COVID-19 in Republic of Korea

20 April 2020

○ Daily case trends by region:



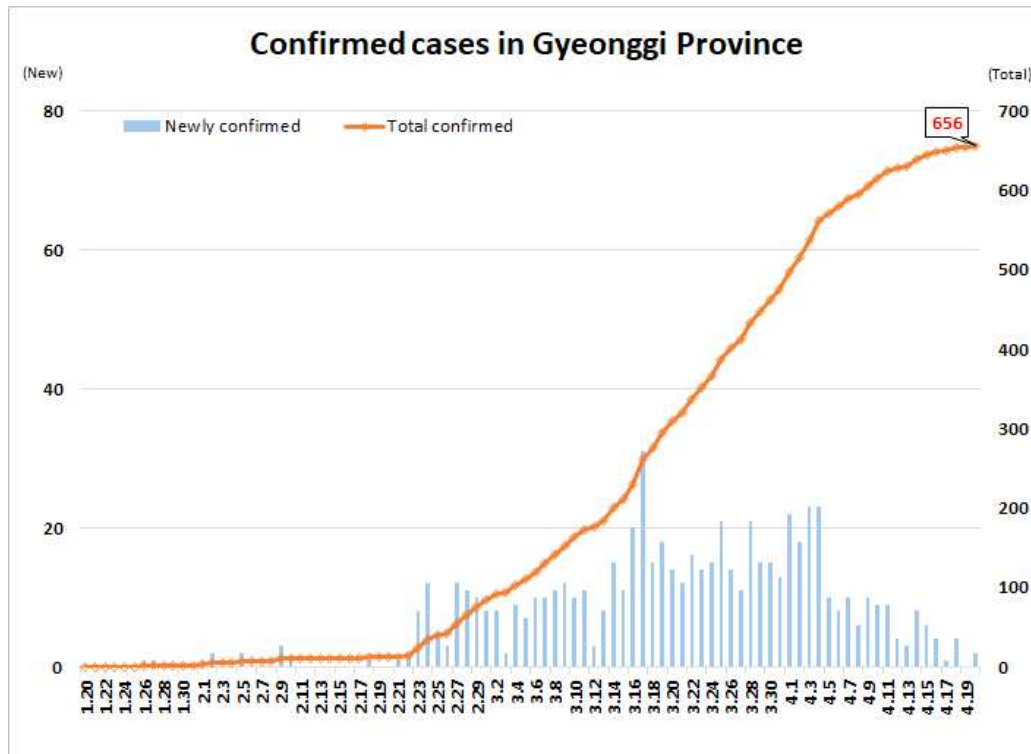
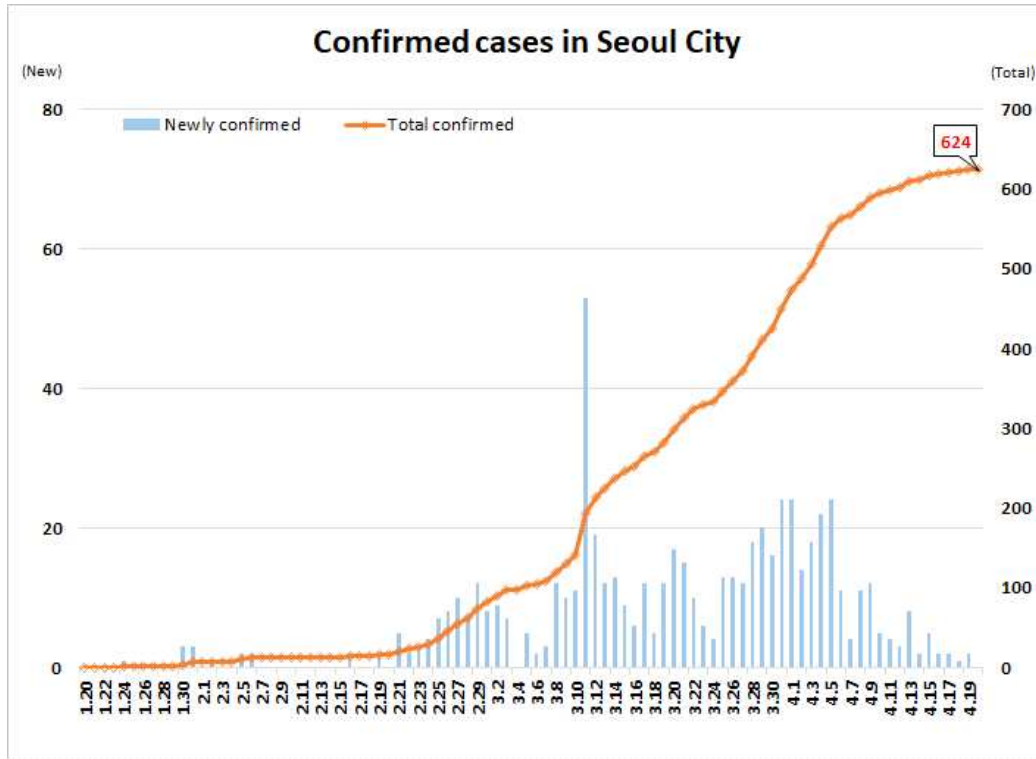


KCDC

Korea Centers for Disease Control & Prevention

Updates on COVID-19 in Republic of Korea

20 April 2020





KCDC

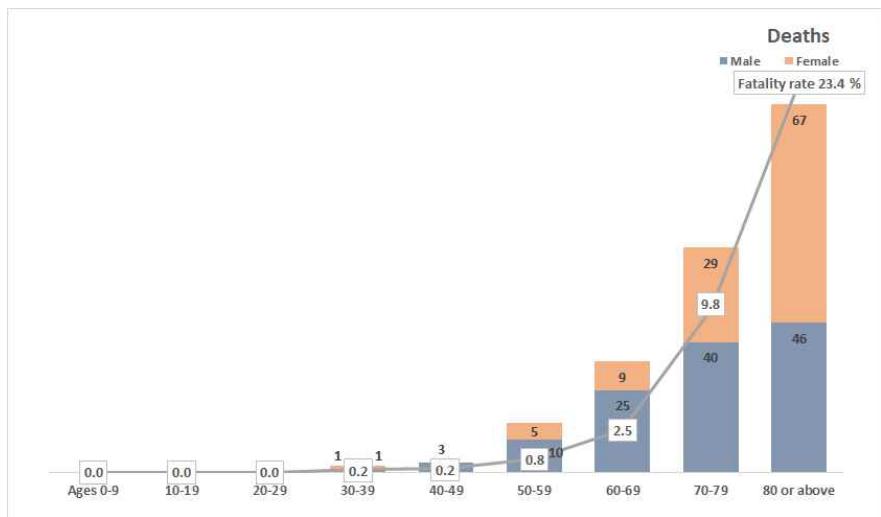
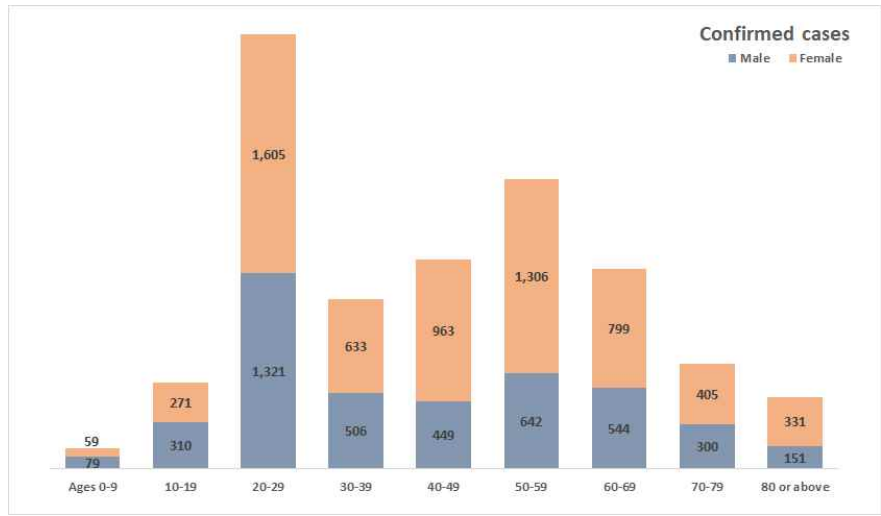
Korea Centers for Disease Control & Prevention

Updates on COVID-19 in Republic of Korea

20 April 2020

○ Case distribution by gender and age group:

		Confirmed Cases (%)	Deaths (%)	Fatality rate (%)
Total		10,674 (100)	236 (100)	2.21
Sex	Male	4,302 (40.30)	125 (52.97)	2.91
	Female	6,372 (59.70)	111 (47.03)	1.74
Age	80 and above	482 (4.52)	113 (47.88)	23.44
	70-79	705 (6.60)	69 (29.24)	9.79
	60-69	1,343 (12.58)	34 (14.41)	2.53
	50-59	1,948 (18.25)	15 (6.36)	0.77
	40-49	1,412 (13.23)	3 (1.27)	0.21
	30-39	1,139 (10.67)	2 (0.85)	0.18
	20-29	2,926 (27.41)	0 (0.00)	-
	10-19	581 (5.44)	0 (0.00)	-
	0-9	138 (1.29)	0 (0.00)	-





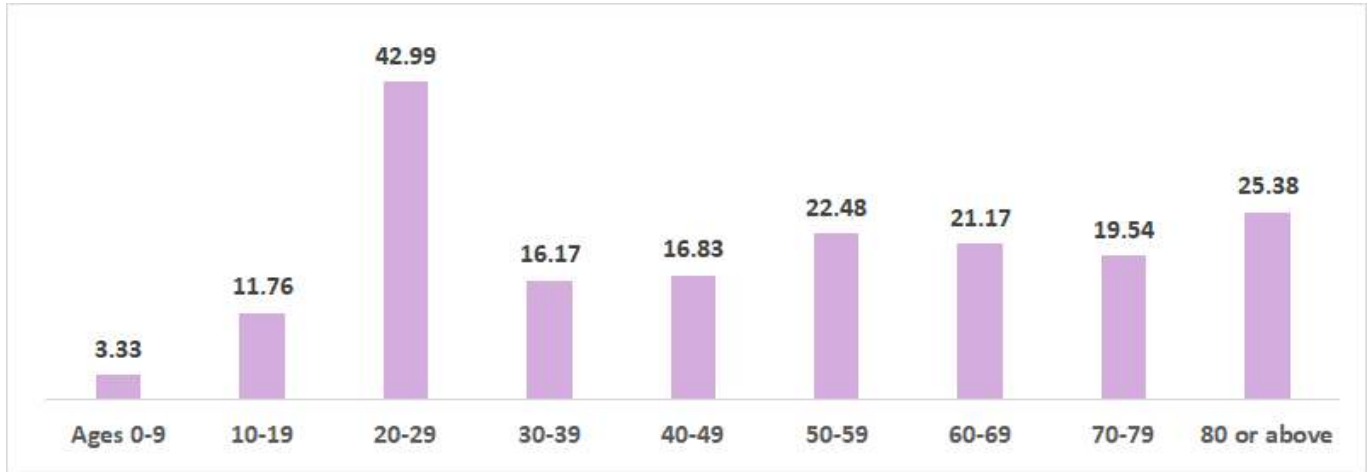
KCDC

Korea Centers for Disease Control & Prevention

Updates on COVID-19 in Republic of Korea

20 April 2020

○ Incidence rate by age group (per 100,000):



○ Weekly trend of imported cases:

