



KCDC

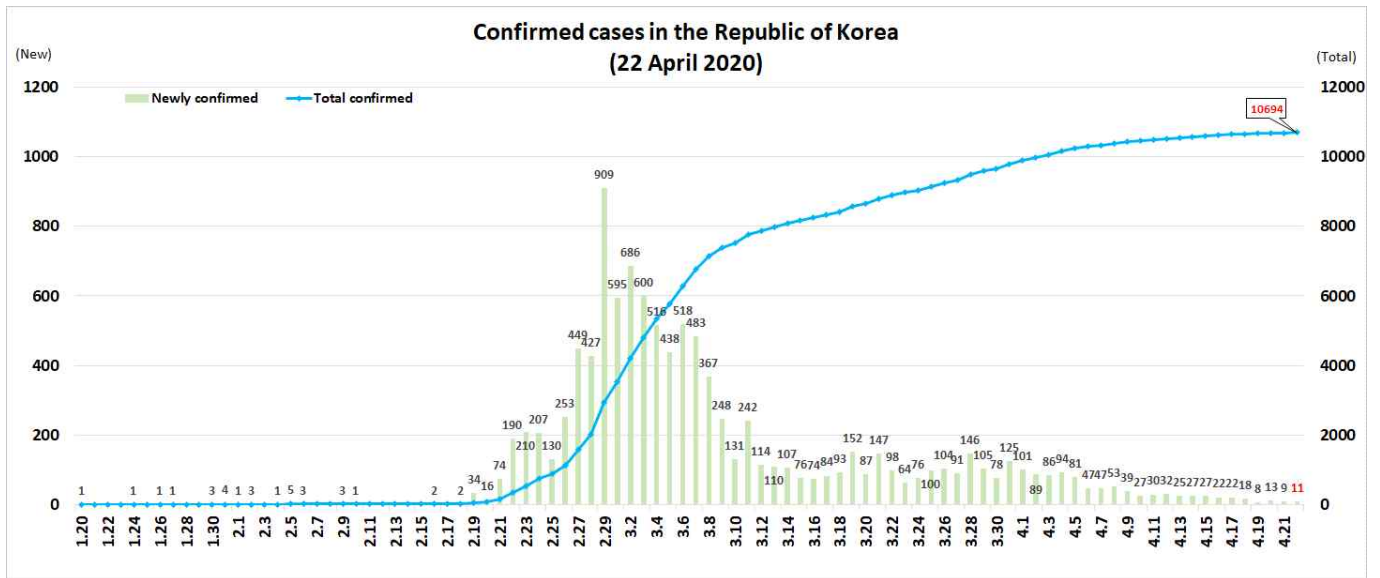
Korea Centers for Disease Control & Prevention

# Updates on COVID-19 in Republic of Korea

22 April 2020

○ As of 0:00, 22 April 2020, the total number of confirmed cases is 10,694 (including 1,017 imported cases), of which 8,277 cases have been discharged from isolation. Newly confirmed cases are 11 in total.

Period (since 3 Jan)	Total	Tested positive (PCR)				Being tested	Tested negative
		Confirmed	Discharged from isolation	Under isolation	Deceased		
As of 0:00 21 April (Tues)	571,014	10,683	8,213	2,233	237	12,721	547,610
As of 0:00 22 April (Wed)	577,959	10,694	8,277	2,179	238	12,121	555,144
Difference	(+)6,945	(+)11	(+)64	(-)-54	(+)1	(-)-600	(+)7,534



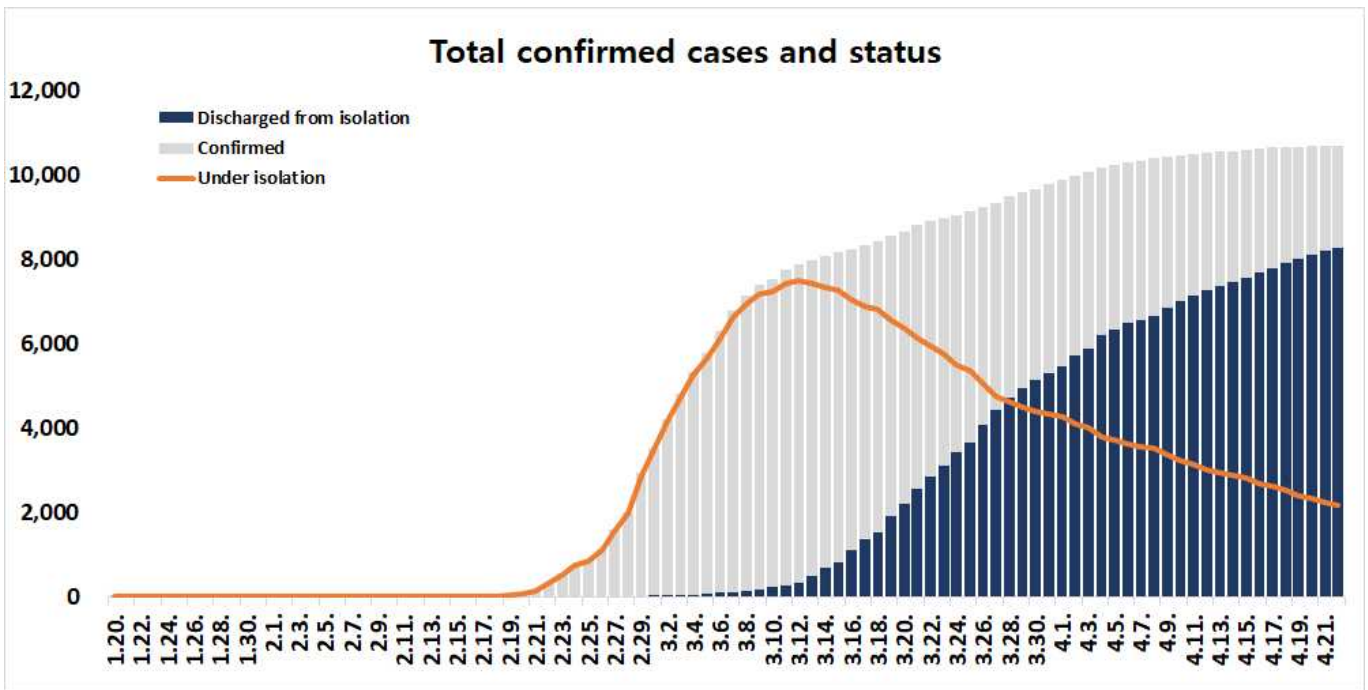
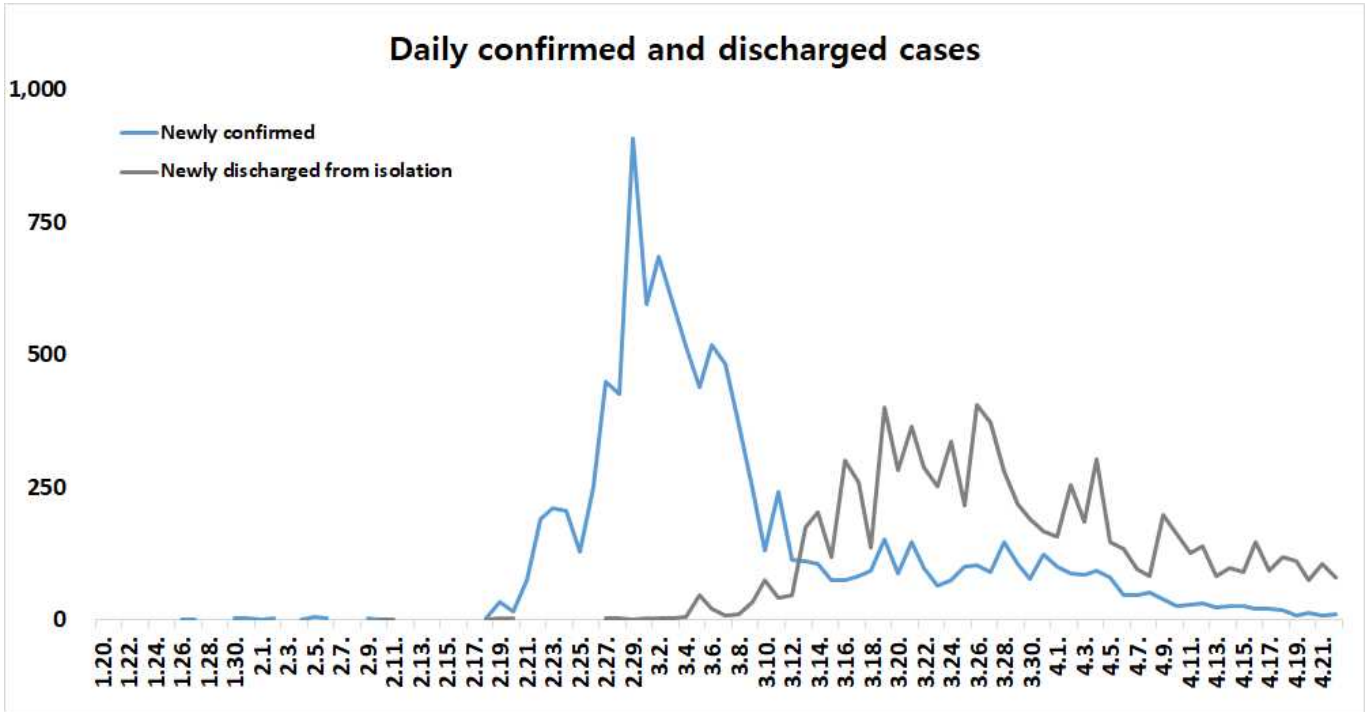


KCDC

Korea Centers for Disease Control & Prevention

# Updates on COVID-19 in Republic of Korea

22 April 2020





KCDC

Korea Centers for Disease Control & Prevention

# Updates on COVID-19 in Republic of Korea

22 April 2020

○ Regional distribution of total confirmed cases:

	Total	City							
		Seoul	Busan	Daegu	Incheon	Gwangju	Daejeon	Ulsan	Sejong
Isolated	2,179	304	16	844	35	8	13	7	13
Discharged	8,277	322	115	5,827	57	22	27	35	33
Deceased	238	2	3	165	0	0	0	1	0
<b>Subtotal</b>	<b>10,694</b>	<b>628</b>	<b>134</b>	<b>6,836</b>	<b>92</b>	<b>30</b>	<b>40</b>	<b>43</b>	<b>46</b>
New (Difference)	11	2	2	1	0	0	1	0	0

	Total	Province									Other
		Gyeonggi	Gangwon	Chungbuk	Chungnam	Jeonbuk	Jeonnam	Gyeongbuk	Gyeongnam	Jeju	
Isolated	240	20	6	19	8	7	233	28	5	373	
Discharged	404	31	39	122	9	8	1,079	89	8	50	
Deceased	14	2	0	0	0	0	51	0	0	0	
<b>Subtotal</b>	<b>658</b>	<b>53</b>	<b>45</b>	<b>141</b>	<b>17</b>	<b>15</b>	<b>1,363</b>	<b>117</b>	<b>13</b>	<b>423</b>	
New (Difference)	0	0	0	0	0	0	2	1	0	2	

○ Case distribution and incidence rate by region:

Region	# of cases	(%)	Incidence rate (per 0.1M)	Region	# of cases	(%)	Incidence rate (per 0.1M)
Seoul	628	(5.87)	6.45	Gyeonggi	658	(6.15)	4.97
Busan	134	(1.25)	3.93	Gangwon	53	(0.50)	3.44
Daegu	6,836	(63.92)	280.57	Chungbuk	45	(0.42)	2.81
Incheon	92	(0.86)	3.11	Chungnam	141	(1.32)	6.64
Gwangju	30	(0.28)	2.06	Jeonbuk	17	(0.16)	0.94
Daejeon	40	(0.37)	2.71	Jeonnam	15	(0.14)	0.80
Ulsan	43	(0.40)	3.75	Gyeongbuk	1,363	(12.75)	51.19
Sejong	46	(0.43)	13.44	Gyeongnam	117	(1.09)	3.48
Airport Screening	423	(3.96)	-	Jeju	13	(0.12)	1.94
<b>Total</b>				<b>10,694 (100) 20.63</b>			



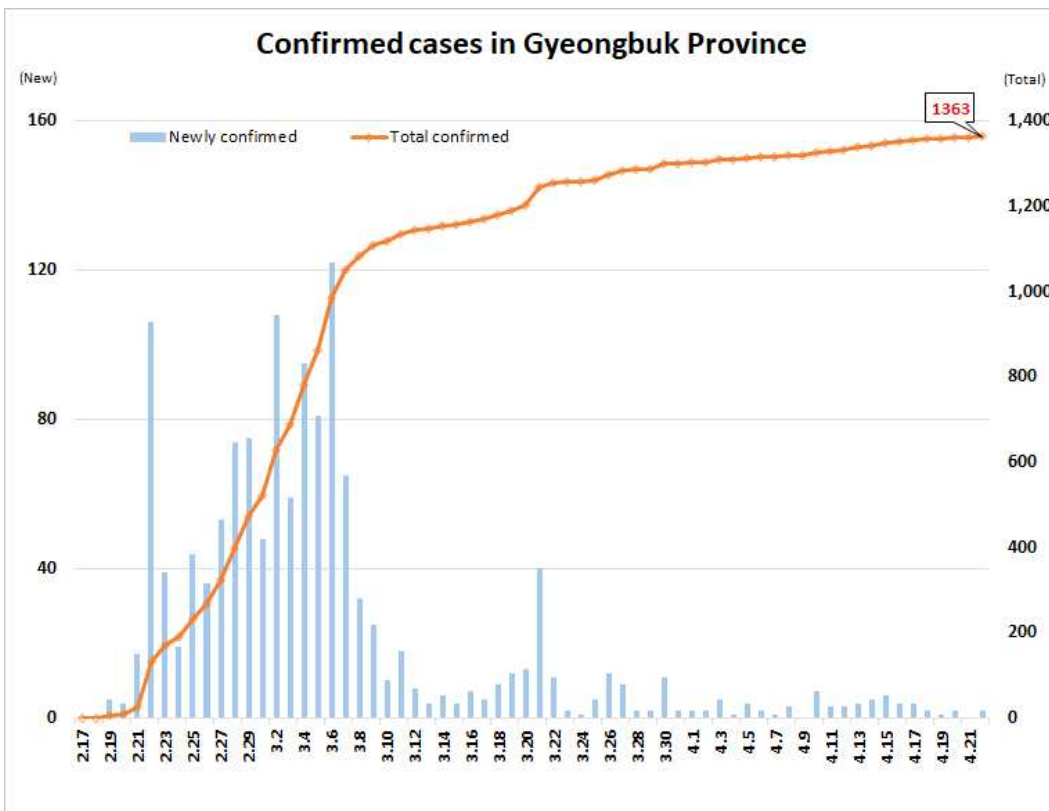
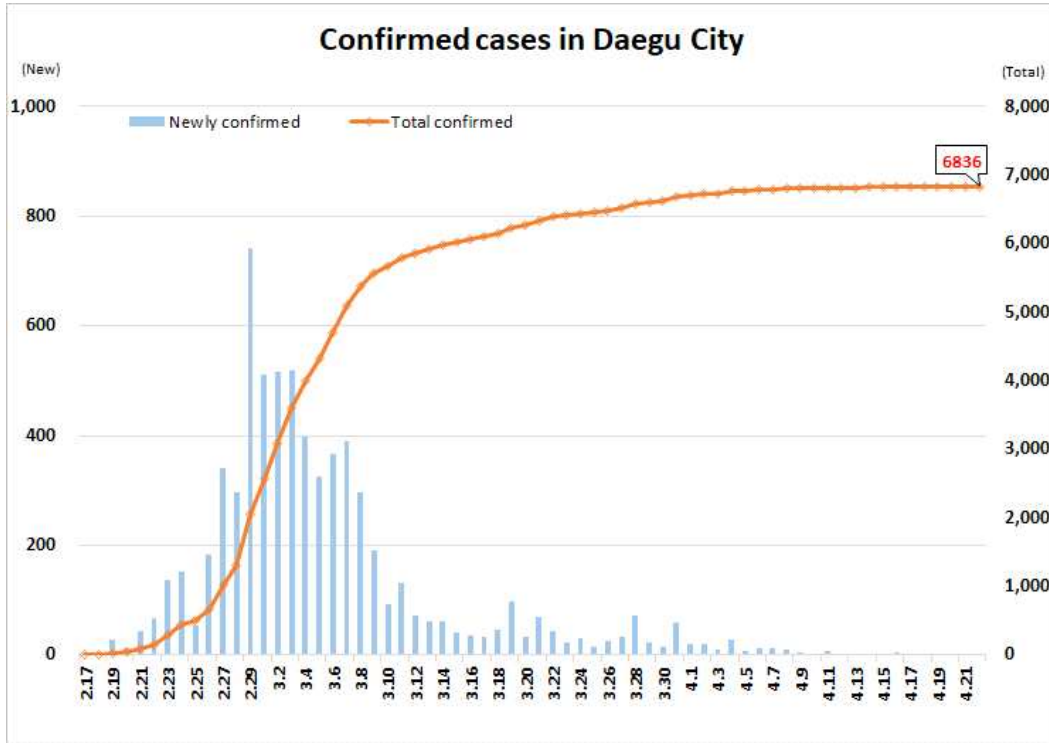
KCDC

Korea Centers for Disease Control & Prevention

# Updates on COVID-19 in Republic of Korea

22 April 2020

## ○ Daily case trends by region:



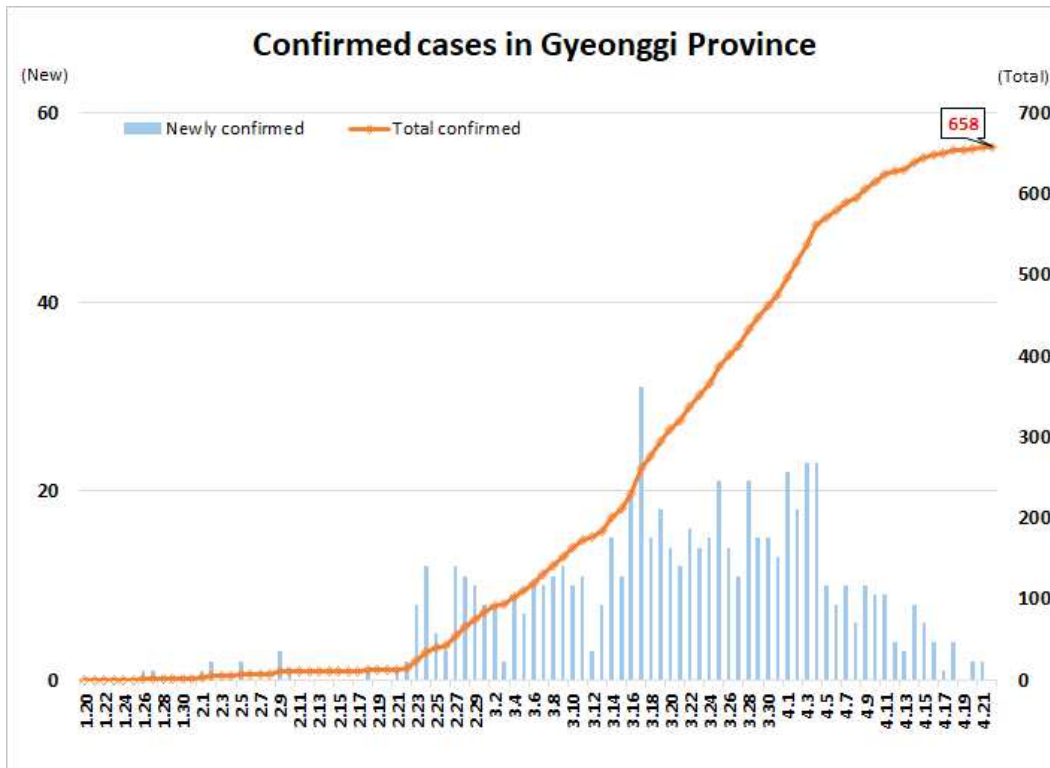
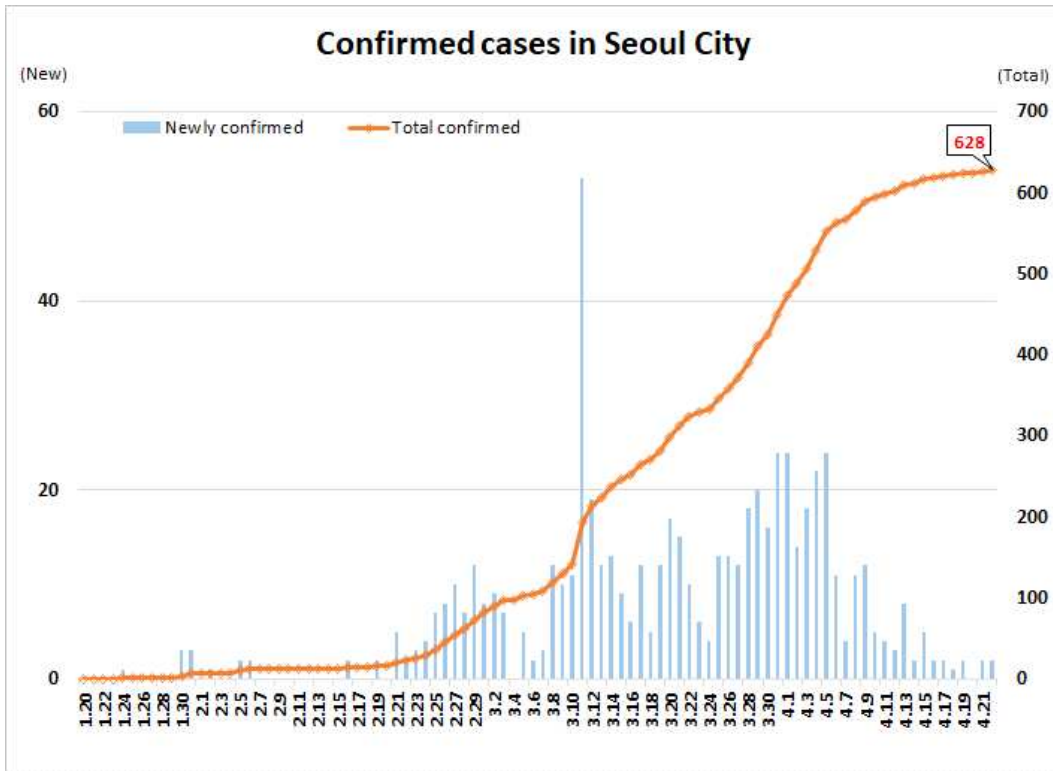


KCDC

Korea Centers for Disease Control & Prevention

# Updates on COVID-19 in Republic of Korea

22 April 2020





KCDC

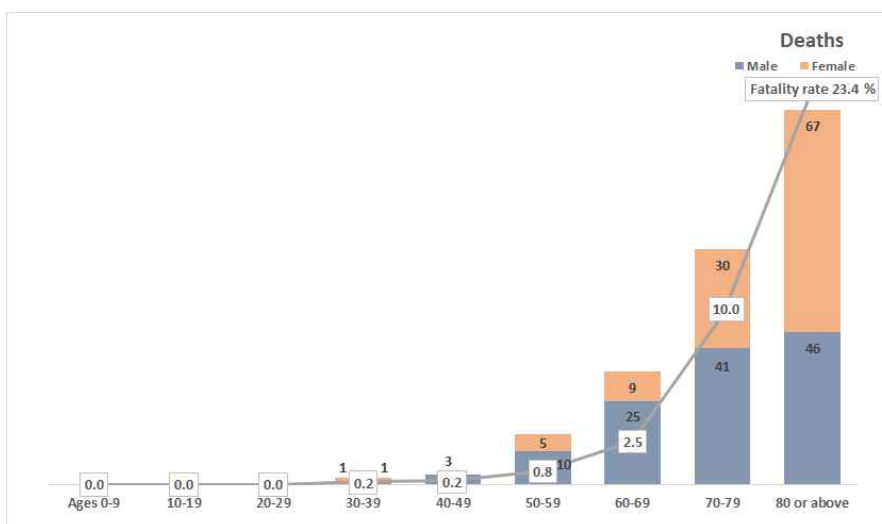
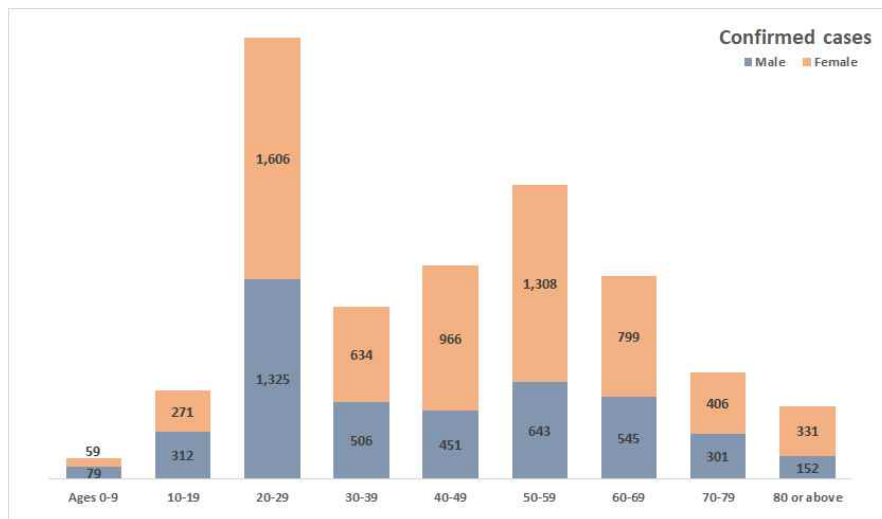
Korea Centers for Disease Control & Prevention

# Updates on COVID-19 in Republic of Korea

22 April 2020

○ Case distribution by gender and age group:

		Confirmed Cases (%)	Deaths (%)	Fatality rate (%)
Total		10,694 (100)	238 (100)	2.23
Sex	Male	4,314 (40.34)	126 (52.94)	2.92
	Female	6,380 (59.66)	112 (47.06)	1.76
Age	80 and above	483 (4.52)	113 (47.48)	23.40
	70-79	707 (6.61)	71 (29.83)	10.04
	60-69	1,344 (12.57)	34 (14.29)	2.53
	50-59	1,951 (18.24)	15 (6.30)	0.77
	40-49	1,417 (13.25)	3 (1.26)	0.21
	30-39	1,140 (10.66)	2 (0.84)	0.18
	20-29	2,931 (27.41)	0 (0.00)	-
	10-19	583 (5.45)	0 (0.00)	-
	0-9	138 (1.29)	0 (0.00)	-





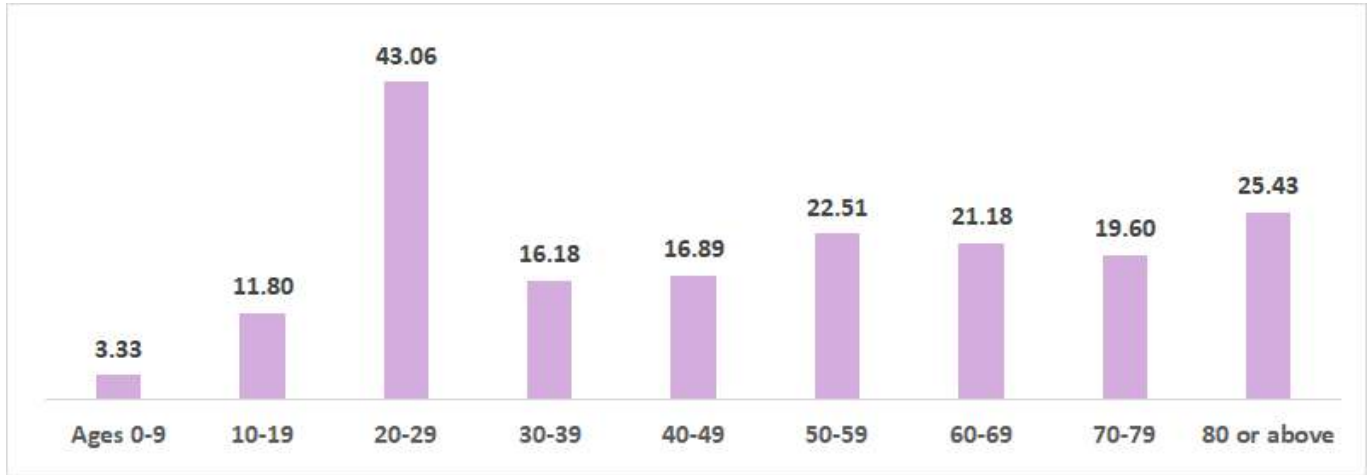
KCDC

Korea Centers for Disease Control & Prevention

# Updates on COVID-19 in Republic of Korea

22 April 2020

## ○ Incidence rate by age group (per 100,000):



## ○ Imported cases:

