



KCDC

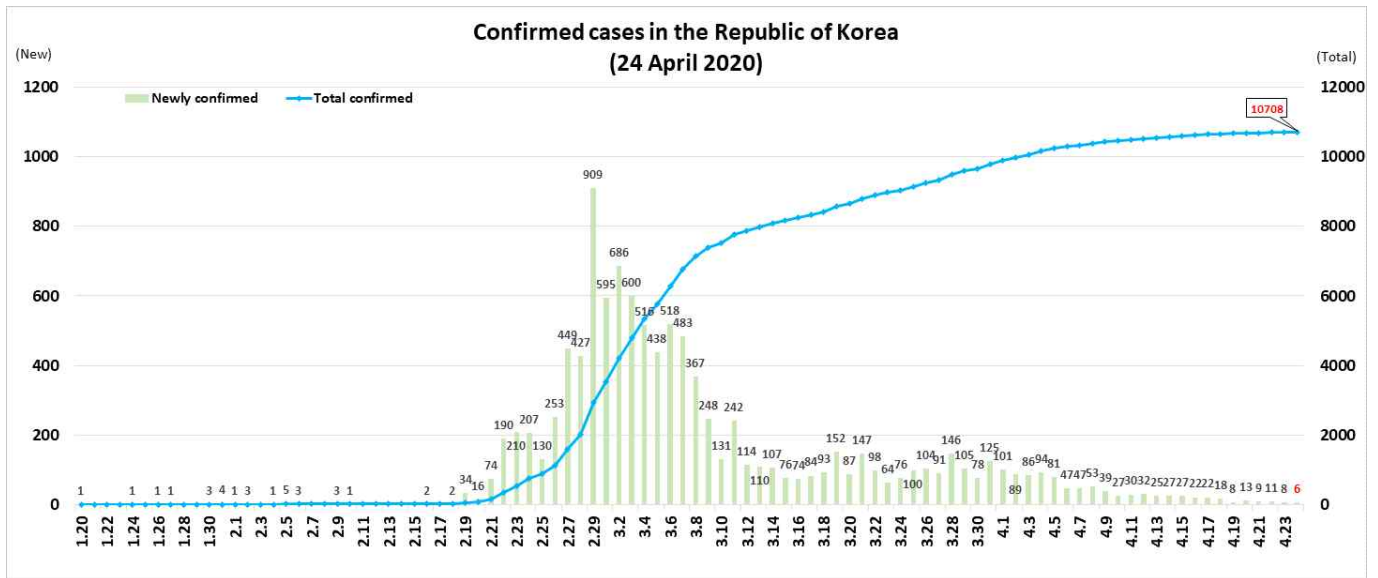
Korea Centers for Disease Control & Prevention

Updates on COVID-19 in Republic of Korea

24 April 2020

- As of 0:00, 24 April 2020, the total number of confirmed cases is 10,708 (including 1,023 imported cases), of which 8,501 cases have been discharged from isolation. Newly confirmed cases are 6 in total.

Period (since 3 Jan)	Total	Tested positive (PCR)				Being tested	Tested negative
		Confirmed	Discharged from isolation	Under isolation	Deceased		
As of 0:00 23 April (Thurs)	583,971	10,702	8,411	2,051	240	10,139	563,130
As of 0:00 24 April (Fri)	589,520	10,708	8,501	1,967	240	9,600	569,212
Difference	(+)5,549	(+)6	(+)90	(-)-84	0	(-)-539	(+)6,082



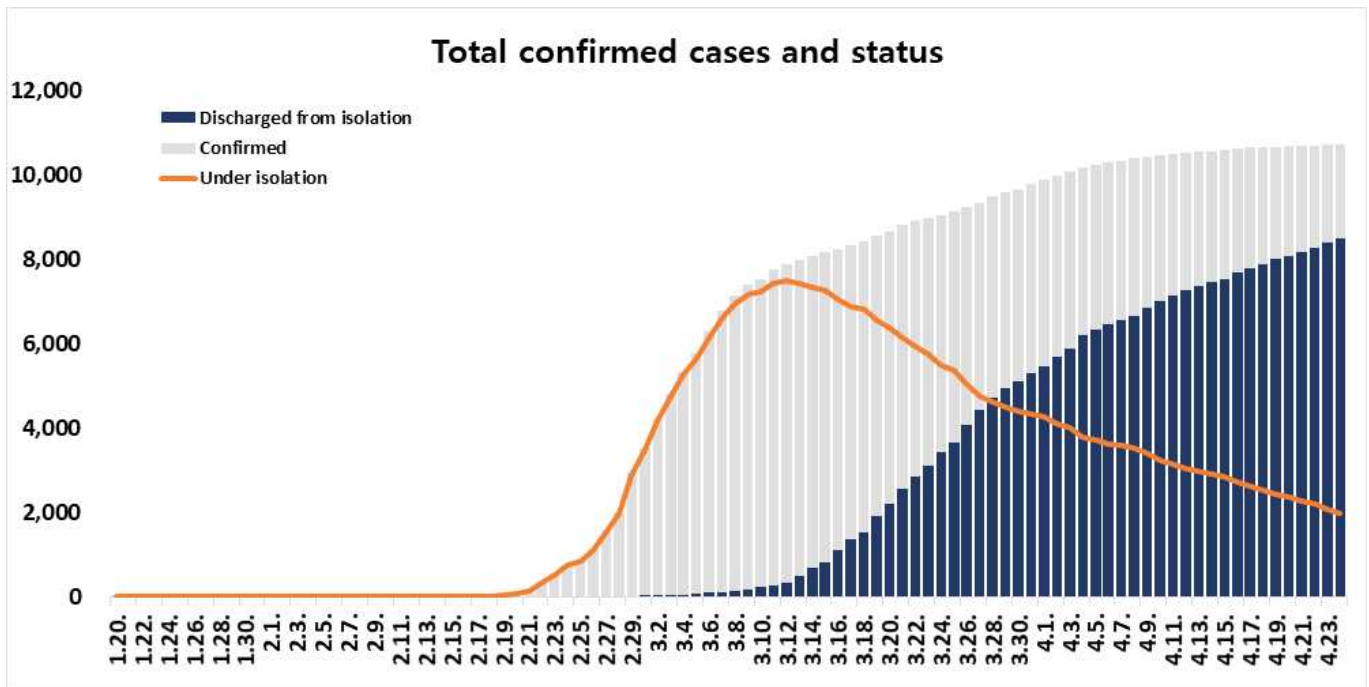
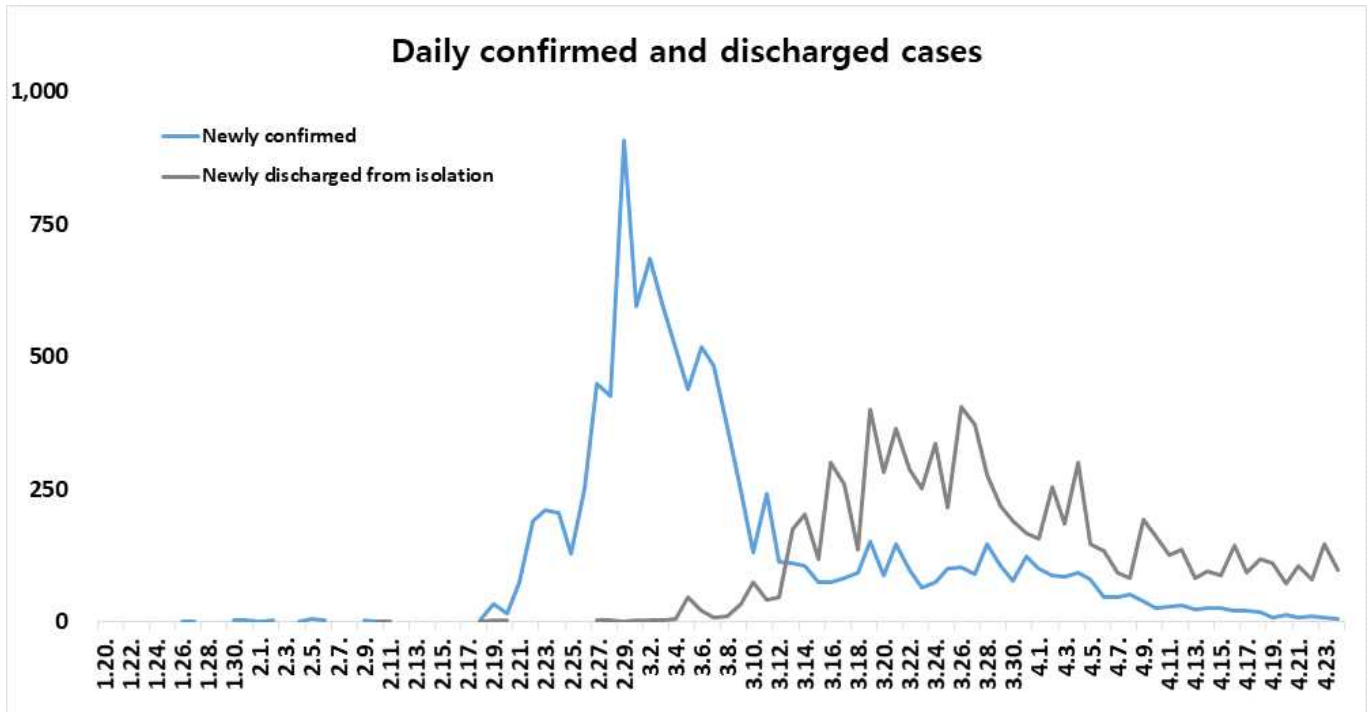


KCDC

Korea Centers for Disease Control & Prevention

Updates on COVID-19 in Republic of Korea

24 April 2020





KCDC

Korea Centers for Disease Control & Prevention

Updates on COVID-19 in Republic of Korea

24 April 2020

○ Regional distribution of total confirmed cases:

	Total	City							
		Seoul	Busan	Daegu	Incheon	Gwangju	Daejeon	Ulsan	Sejong
Isolated	1,967	264	17	745	38	6	10	6	12
Discharged	8,501	362	116	5,931	54	24	30	36	34
Deceased	240	2	3	166	0	0	0	1	0
Subtotal	10,708	628	136	6,842	92	30	40	43	46
New (Difference)	6	0	1	2	0	0	0	0	0

	Total	Province								
		Gyeonggi	Gangwon	Chungbuk	Chungnam	Jeonbuk	Jeonnam	Gyeongbuk	Gyeongnam	Jeju
Isolated	205	20	5	18	6	7	215	26	5	362
Discharged	441	31	40	123	11	8	1,097	91	8	64
Deceased	14	2	0	0	0	0	52	0	0	0
Subtotal	660	53	45	141	17	15	1,364	117	13	426
New (Difference)	1	0	0	0	0	0	1	0	0	1

○ Case distribution and incidence rate by region:

Region	# of cases	(%)	Incidence rate (per 0.1M)	Region	# of cases	(%)	Incidence rate (per 0.1M)
Seoul	628	(5.86)	6.45	Gyeonggi	660	(6.16)	4.98
Busan	136	(1.27)	3.99	Gangwon	53	(0.49)	3.44
Daegu	6,842	(63.90)	280.81	Chungbuk	45	(0.42)	2.81
Incheon	92	(0.86)	3.11	Chungnam	141	(1.32)	6.64
Gwangju	30	(0.28)	2.06	Jeonbuk	17	(0.16)	0.94
Daejeon	40	(0.37)	2.71	Jeonnam	15	(0.14)	0.80
Ulsan	43	(0.40)	3.75	Gyeongbuk	1,364	(12.74)	51.23
Sejong	46	(0.43)	13.44	Gyeongnam	117	(1.09)	3.48
Airport Screening	426	(3.98)	-	Jeju	13	(0.12)	1.94
Total				10,708 (100) 20.65			



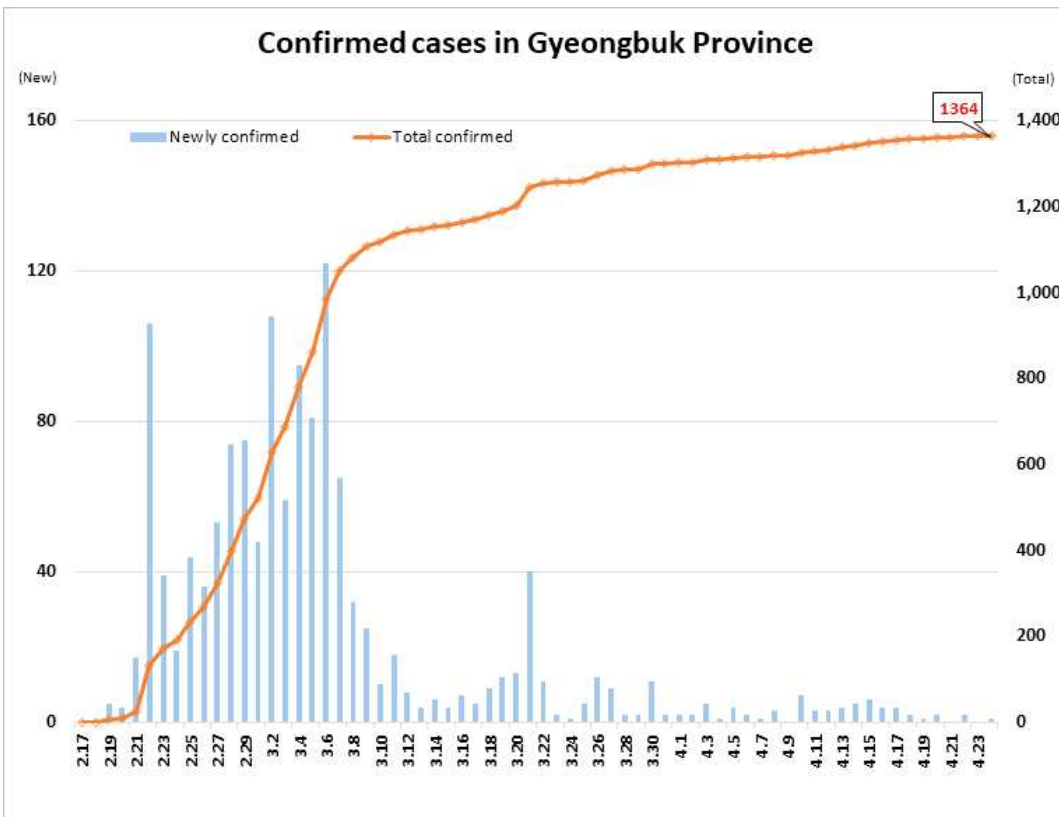
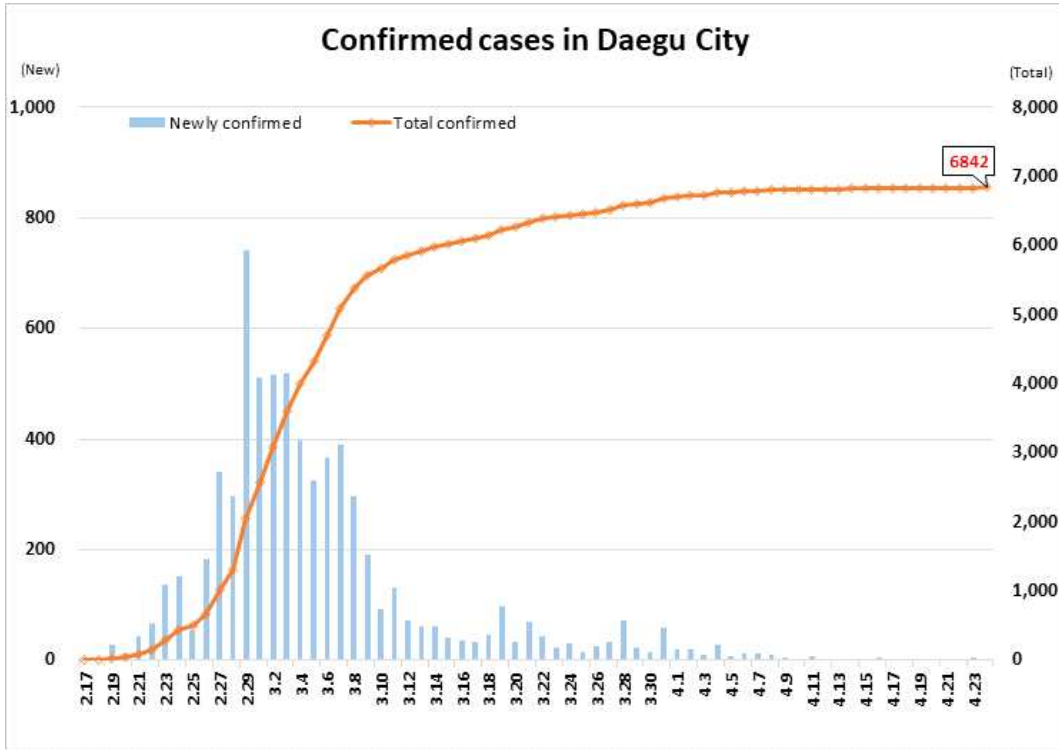
KCDC

Korea Centers for Disease Control & Prevention

Updates on COVID-19 in Republic of Korea

24 April 2020

○ Daily case trends by region:



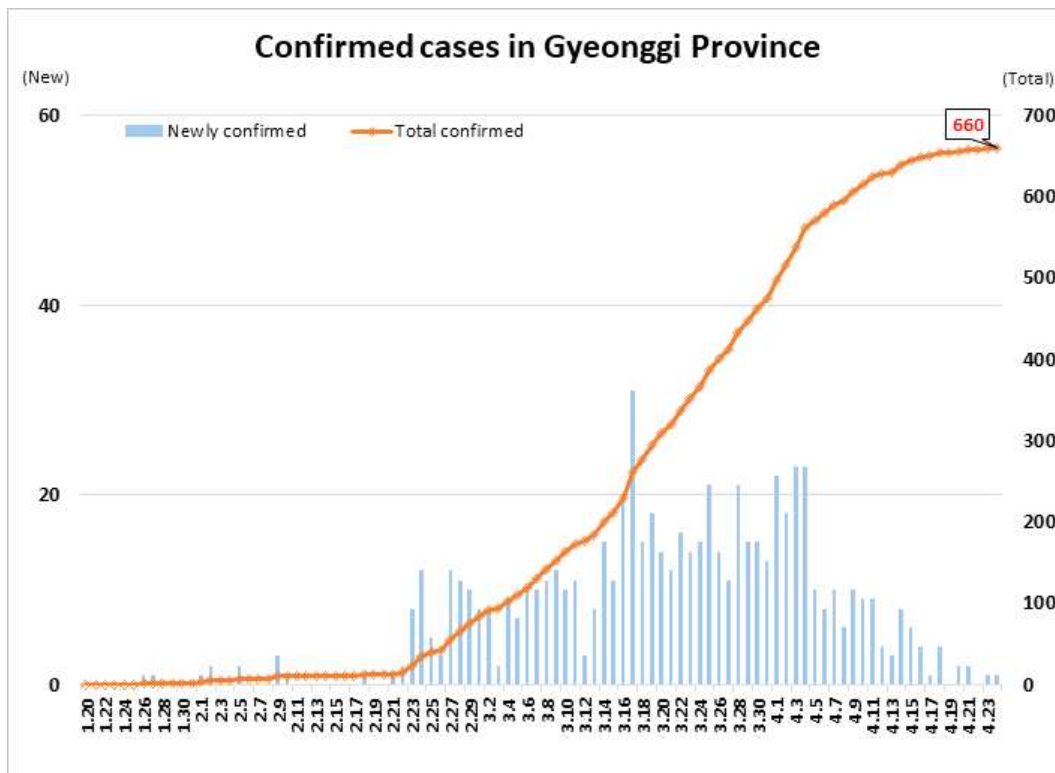
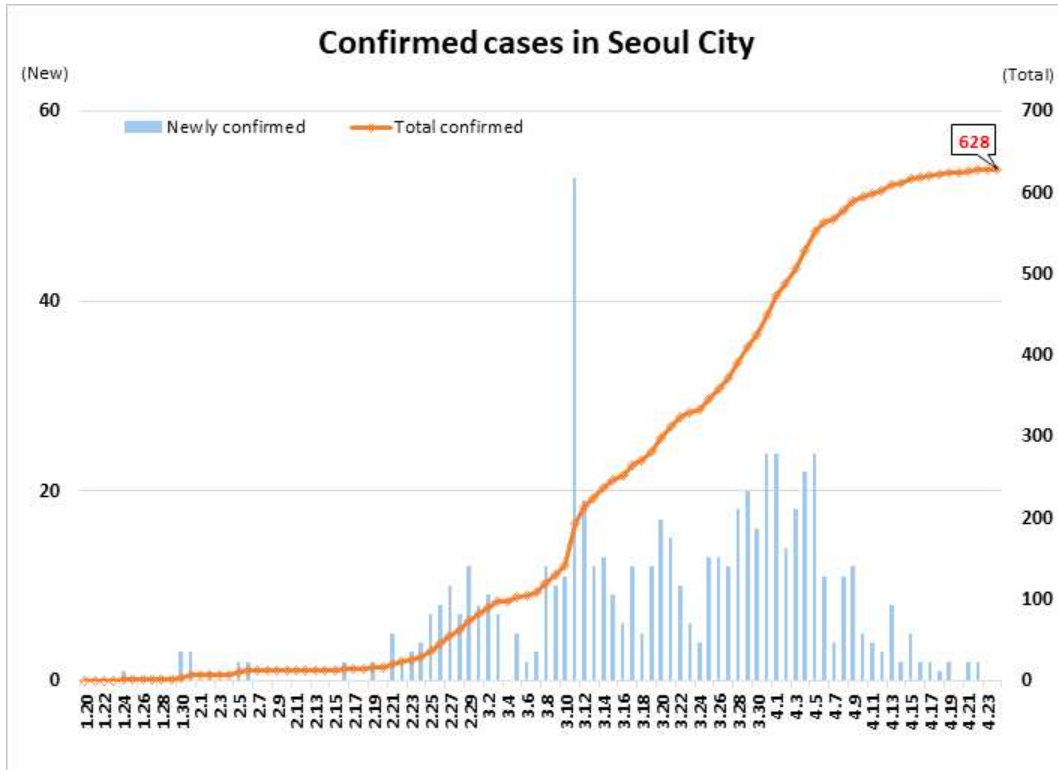


KCDC

Korea Centers for Disease Control & Prevention

Updates on COVID-19 in Republic of Korea

24 April 2020





KCDC

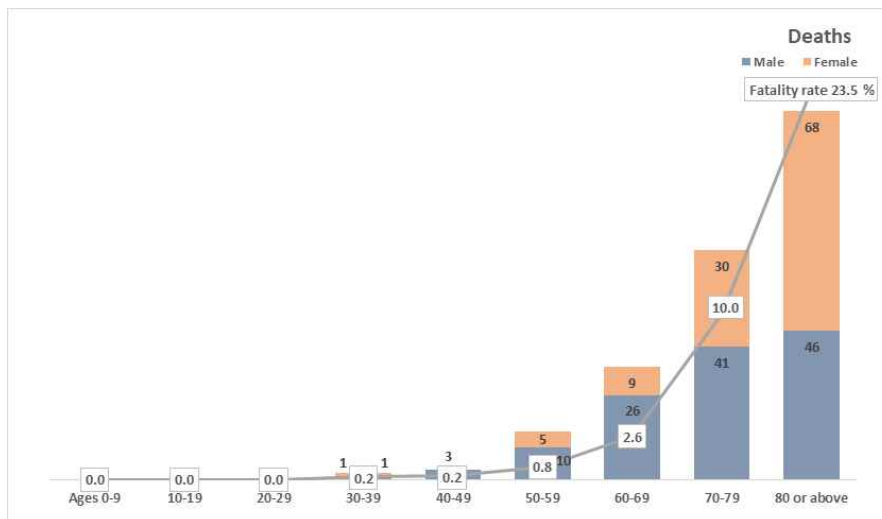
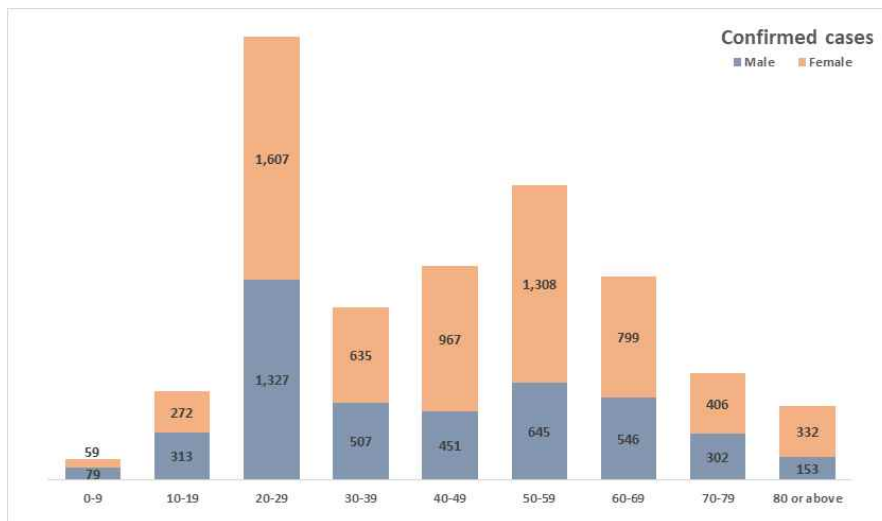
Korea Centers for Disease Control & Prevention

Updates on COVID-19 in Republic of Korea

24 April 2020

○ Case distribution by gender and age group:

		Confirmed Cases (%)	Deaths (%)	Fatality rate (%)
Total		10,708 (100)	240 (100)	2.24
Sex	Male	4,323 (40.37)	127 (52.92)	2.94
	Female	6,385 (59.63)	113 (47.08)	1.77
Age	80 and above	485 (4.53)	114 (47.50)	23.51
	70-79	708 (6.61)	71 (29.58)	10.03
	60-69	1,345 (12.56)	35 (14.58)	2.60
	50-59	1,953 (18.24)	15 (6.25)	0.77
	40-49	1,418 (13.24)	3 (1.25)	0.21
	30-39	1,142 (10.66)	2 (0.83)	0.18
	20-29	2,934 (27.40)	0 (0.00)	-
	10-19	585 (5.46)	0 (0.00)	-
	0-9	138 (1.29)	0 (0.00)	-





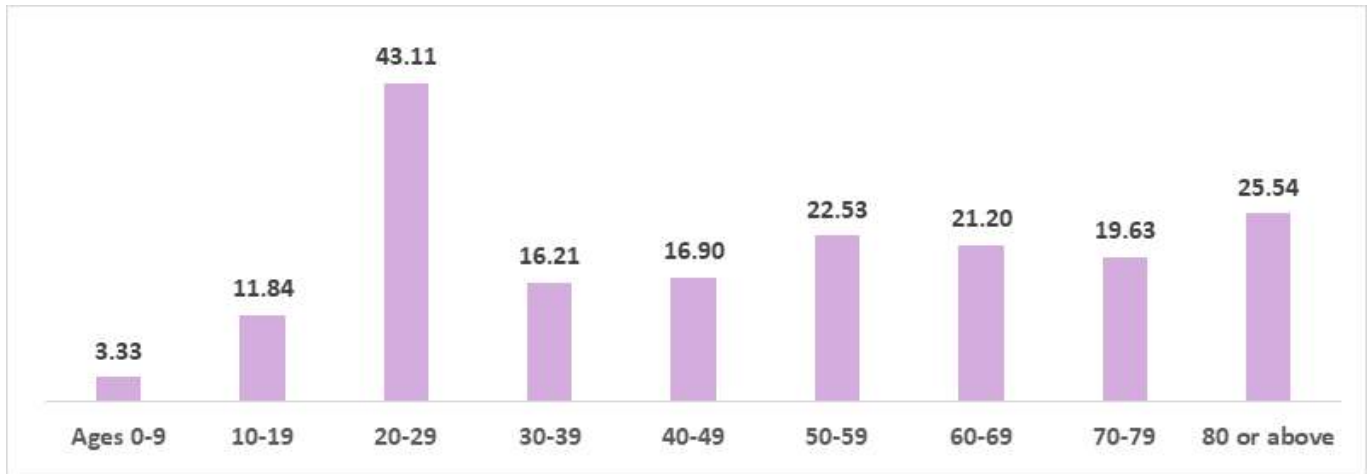
KCDC

Korea Centers for Disease Control & Prevention

Updates on COVID-19 in Republic of Korea

24 April 2020

○ Incidence rate by age group (per 100,000):



○ Imported cases:

