



KCDC

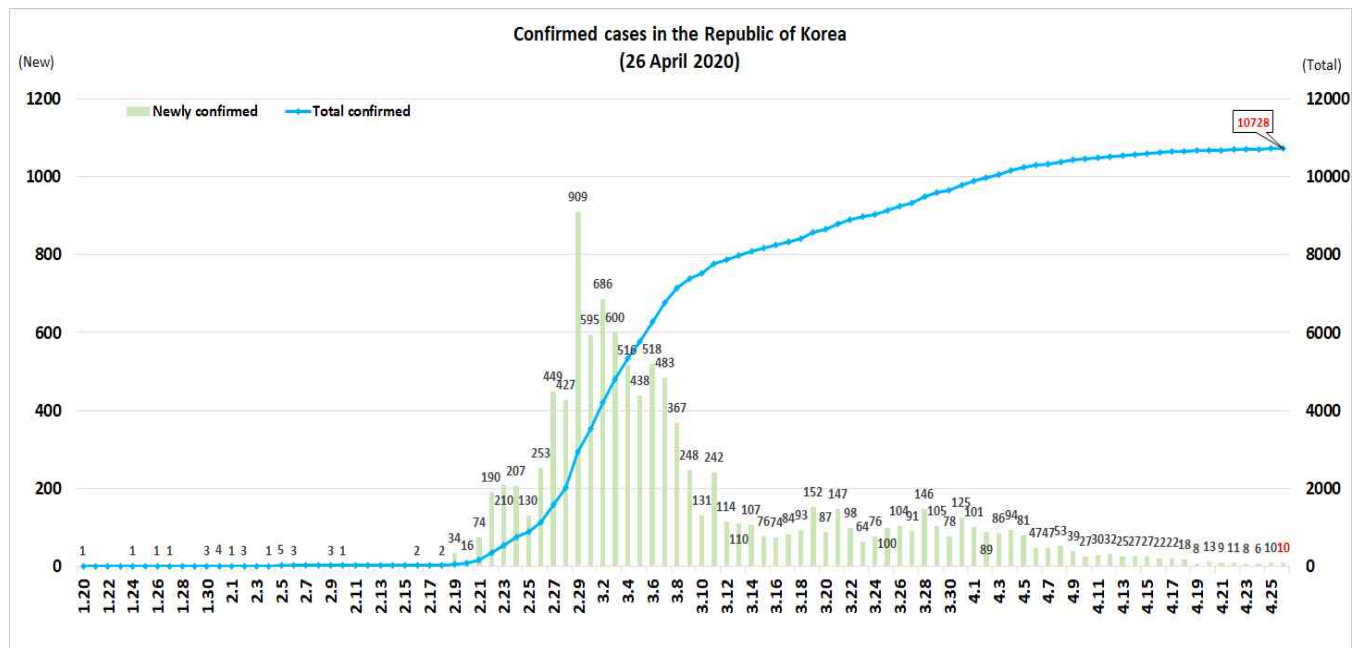
Korea Centers for Disease Control & Prevention

The Updates of COVID-19 in Republic of Korea

26 April, 2020

○ As of 0:00, 26 April 2020, the total number of confirmed cases is 10,728 (including 1,037 imported cases), of which 8,717 cases have been discharged from isolation. Newly confirmed cases are 10 in total.

Period (since 3 Jan)	Total	Tested positive (PCR)				Being tested	Tested negative
		Confirmed	Discharged from isolation	Under isolation	Deceased		
As of 0:00 25 April (Sat)	595,161	10,718	8,635	1,843	240	9,259	575,184
As of 0:00 26 April (S)	598,285	10,728	8,717	1,769	242	8,999	578,558
Difference	(+)3,124	(+)10	(+)82	(-)74	2	(-)260	(+)3,374



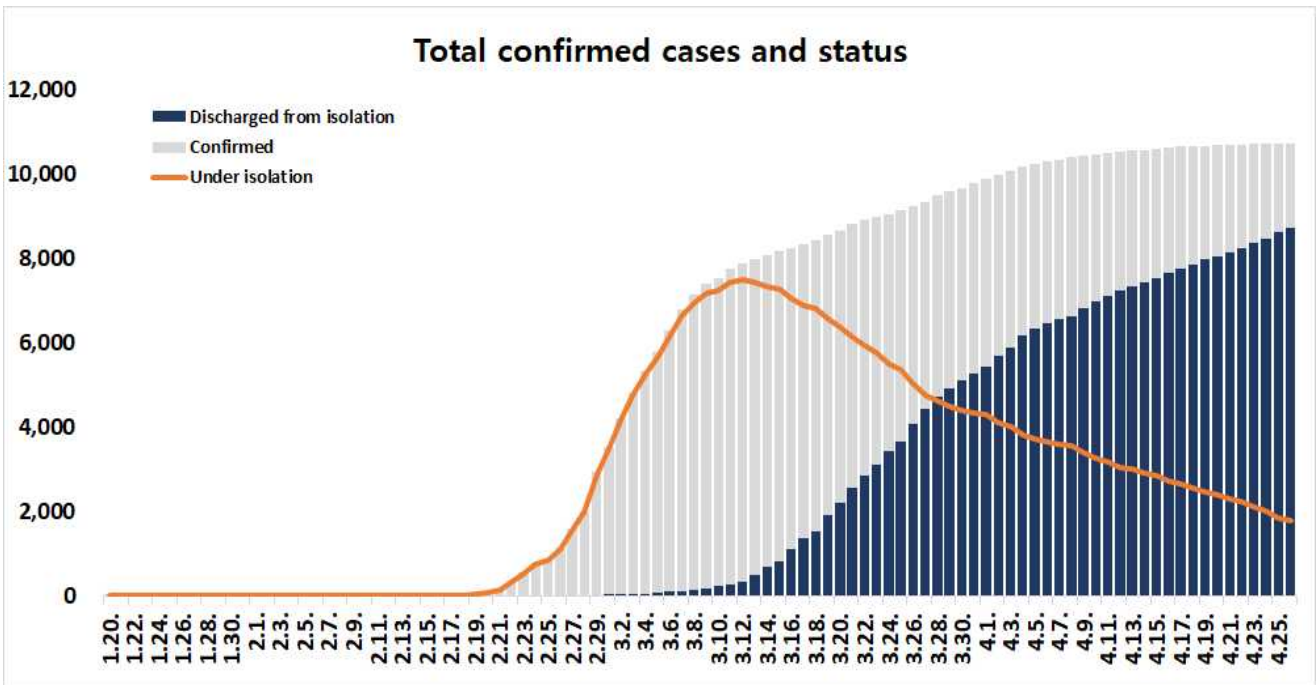
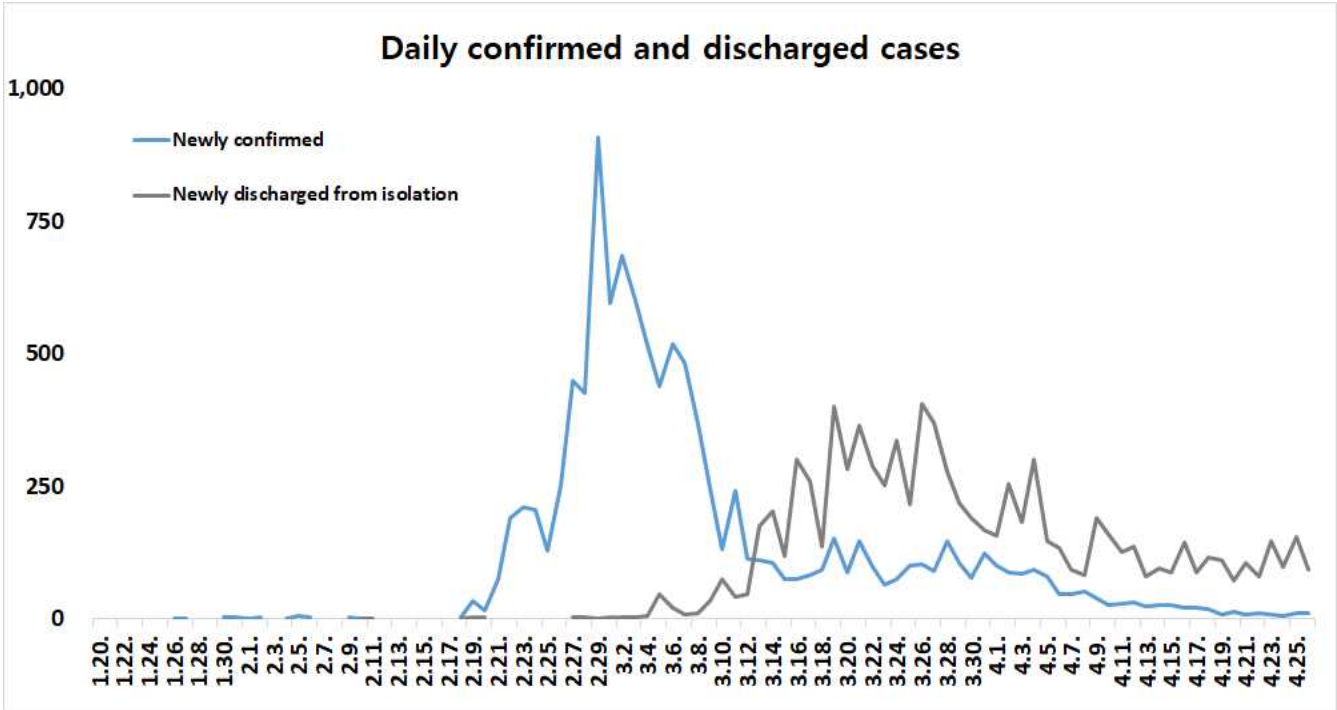


KCDC

Korea Centers for Disease Control & Prevention

The Updates of COVID-19 in Republic of Korea

26 April, 2020





KCDC

Korea Centers for Disease Control & Prevention

The Updates of COVID-19 in Republic of Korea

26 April, 2020

○ Regional distribution of total confirmed cases:

	Total	City							
		Seoul	Busan	Daegu	Incheon	Gwangju	Daejeon	Ulsan	Sejong
Isolated	1,769	239	18	660	35	5	6	6	11
Discharged	8,717	388	116	6,018	57	25	34	36	35
Deceased	242	2	3	168	0	0	0	1	0
Subtotal	10,728	629	137	6,846	92	30	40	43	46
New (Difference)	10	0	1	1	0	0	0	0	0

	Gyeonggi	Province								Other
		Gangwon	Chungbuk	Chungnam	Jeonbuk	Jeonnam	Gyeongbuk	Gyeongnam	Jeju	
Isolated	191	17	5	18	8	6	203	24	6	311
Discharged	463	34	40	123	10	9	1,109	93	7	120
Deceased	14	2	0	0	0	0	52	0	0	0
Subtotal	668	53	45	141	18	15	1,364	117	13	431
New (Difference)	6	0	0	0	1	0	0	0	0	1

○ Case distribution and incidence rate by region:

Region	# of cases	(%)	Incidence rate (per 0.1M)	Region	# of cases	(%)	Incidence rate (per 0.1M)
Seoul	629	(5.86)	6.46	Gyeonggi	668	(6.23)	5.04
Busan	137	(1.28)	4.02	Gangwon	53	(0.49)	3.44
Daegu	6,846	(63.81)	280.98	Chungbuk	45	(0.42)	2.81
Incheon	92	(0.86)	3.11	Chungnam	141	(1.31)	6.64
Gwangju	30	(0.28)	2.06	Jeonbuk	18	(0.17)	0.99
Daejeon	40	(0.37)	2.71	Jeonnam	15	(0.14)	0.80
Ulsan	43	(0.40)	3.75	Gyeongbuk	1,364	(12.71)	51.23
Sejong	46	(0.43)	13.44	Gyeongnam	117	(1.09)	3.48
Airport Screening	431	(4.02)	-	Jeju	13	(0.12)	1.94
Total				10,728 (100) 20.69			



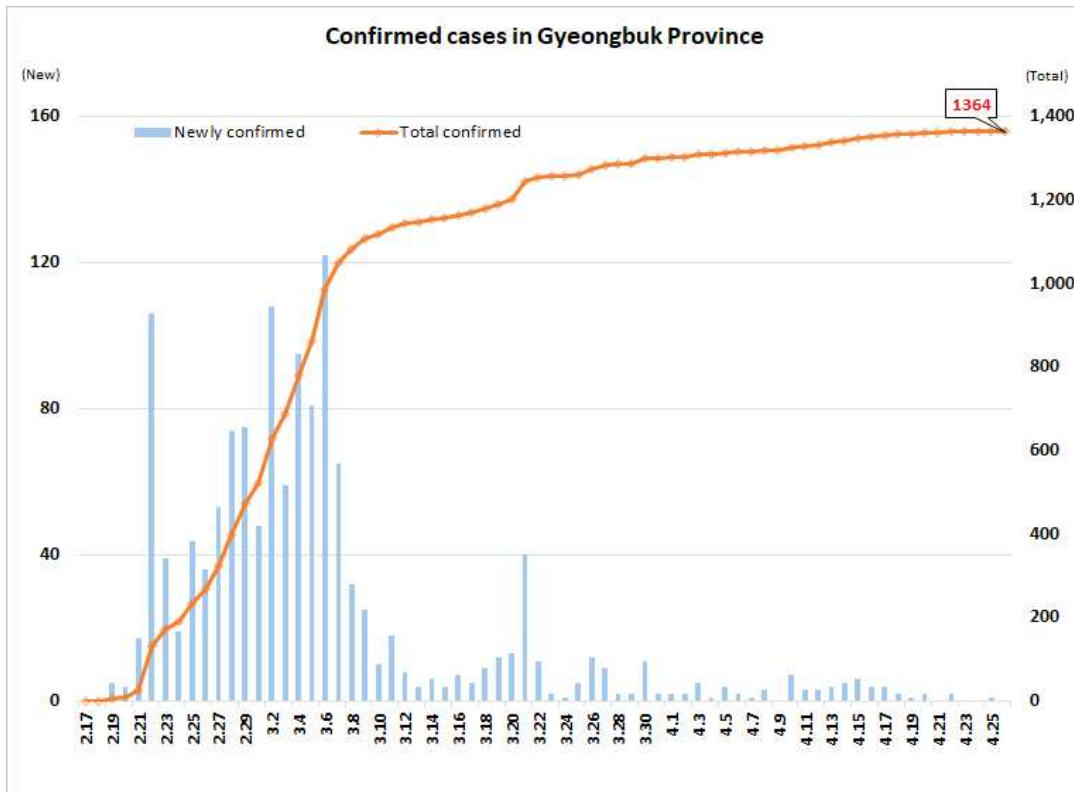
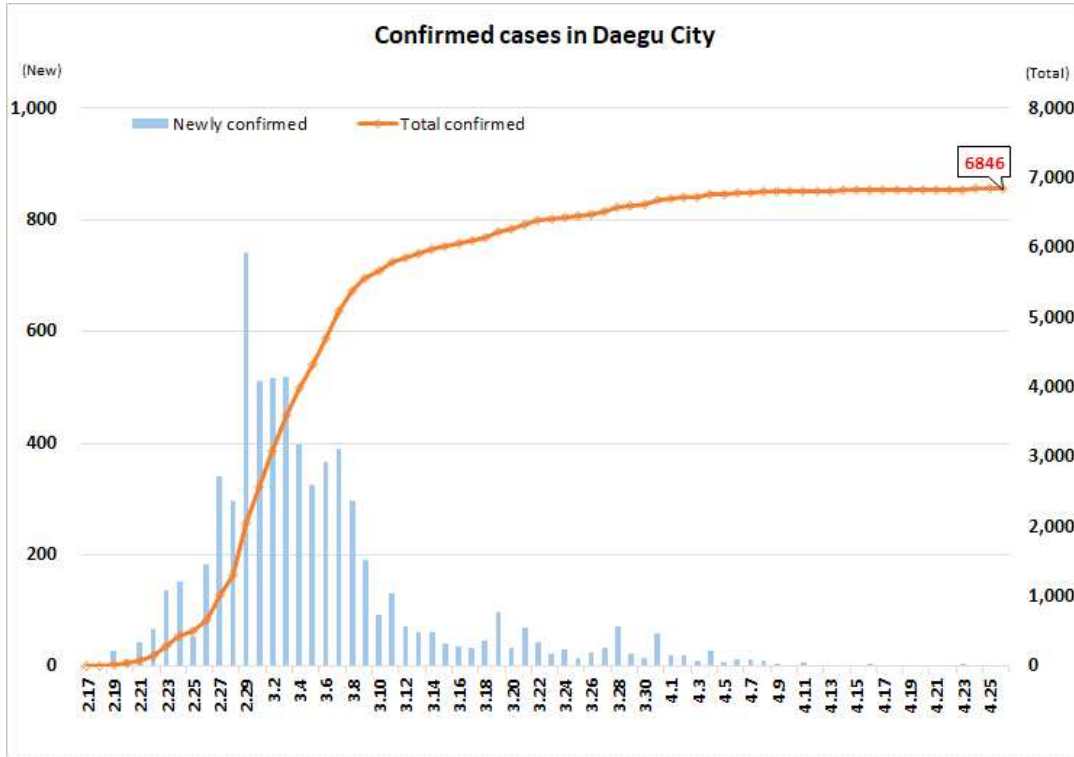
KCDC

Korea Centers for Disease Control & Prevention

The Updates of COVID-19 in Republic of Korea

26 April, 2020

○ Daily case trends by region:



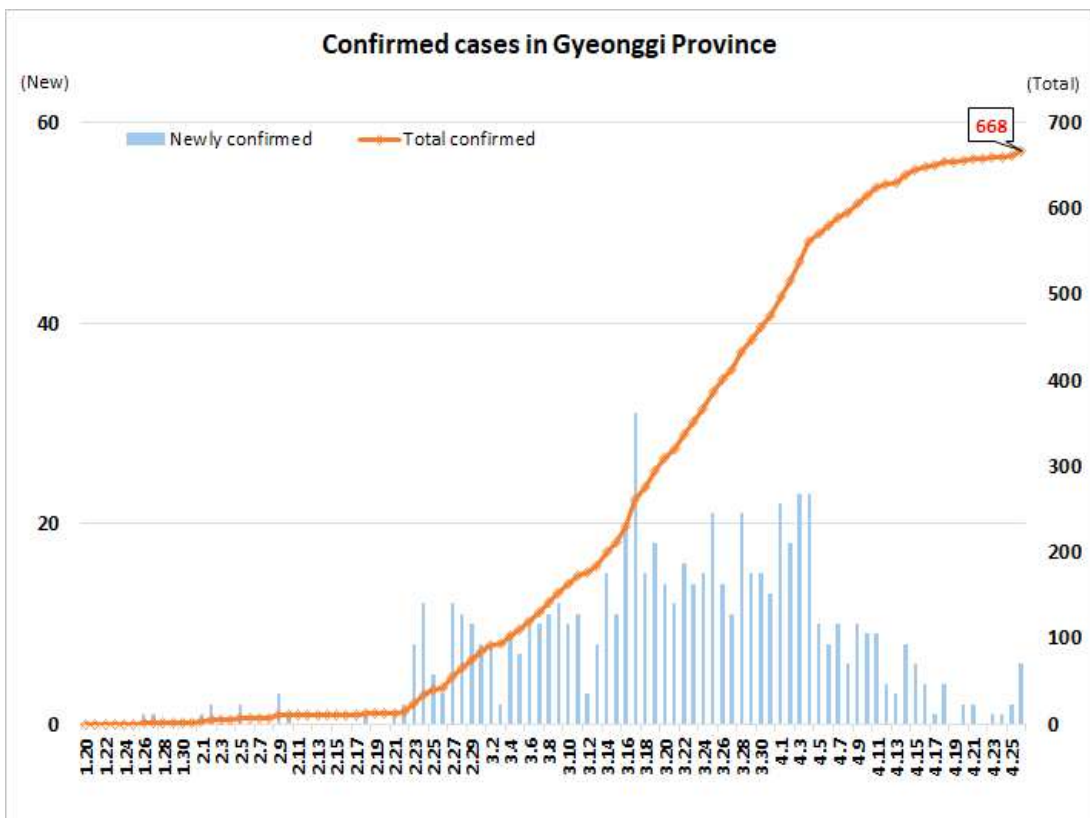
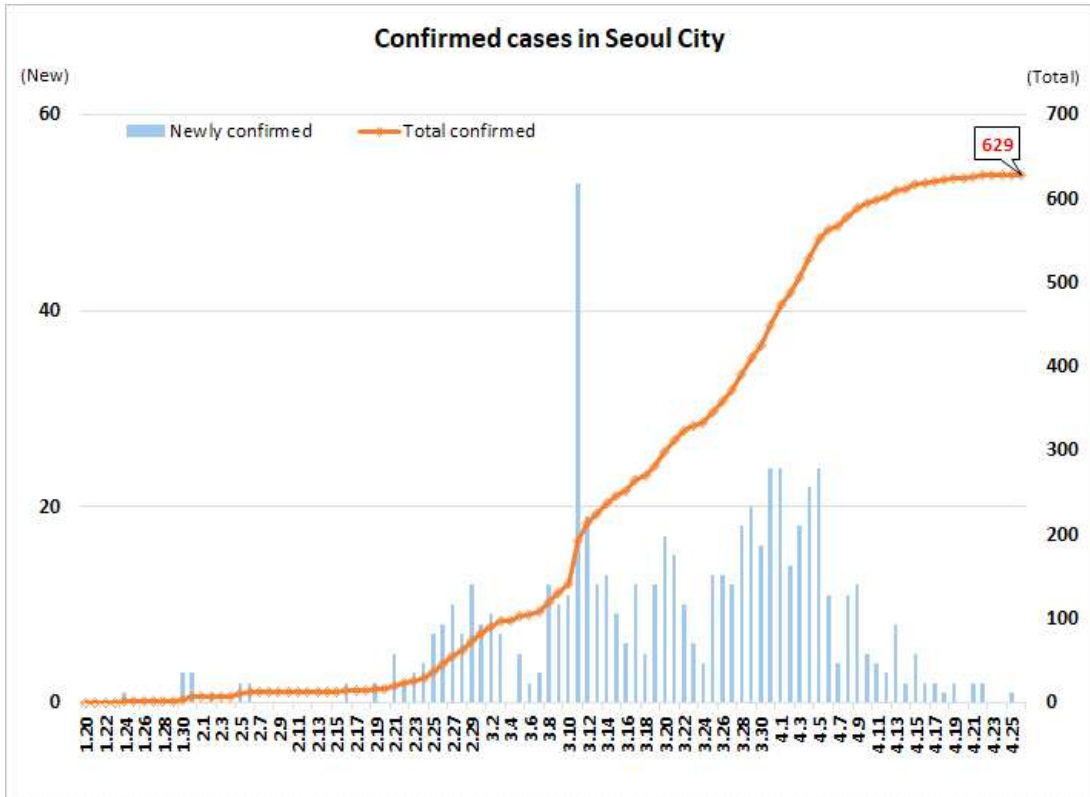


KCDC

Korea Centers for Disease Control & Prevention

The Updates of COVID-19 in Republic of Korea

26 April, 2020





KCDC

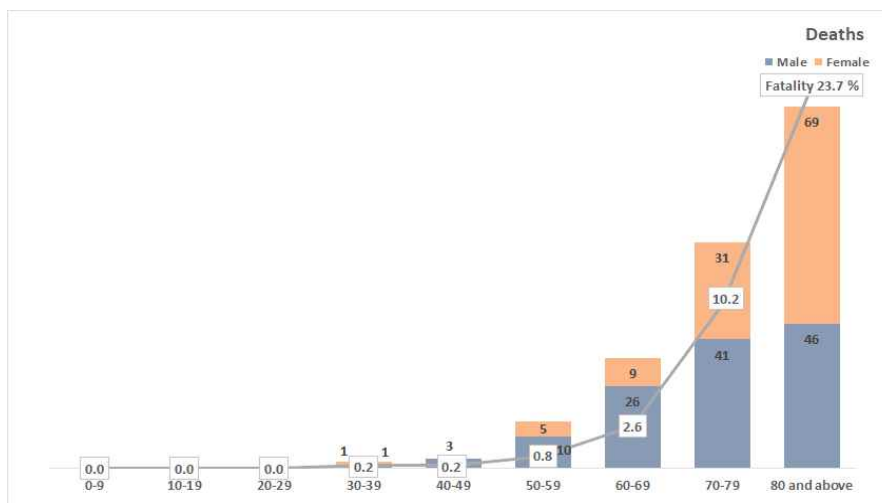
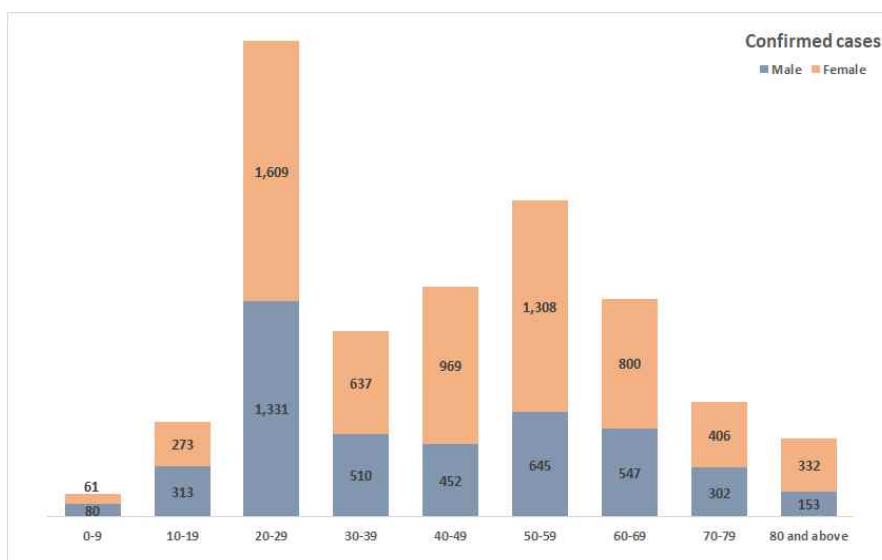
Korea Centers for Disease Control & Prevention

The Updates of COVID-19 in Republic of Korea

26 April, 2020

○ Case distribution by gender and age group:

		Confirmed Cases (%)	Deaths (%)	Fatality rate (%)
Total		10,728 (100)	242 (100)	2.26
Sex	Male	4,333 (40.39)	127 (52.48)	2.93
	Female	6,395 (59.61)	115 (47.52)	1.80
Age	80 and above	485 (4.52)	115 (47.52)	23.71
	70-79	708 (6.60)	72 (29.75)	10.17
	60-69	1,347 (12.56)	35 (14.46)	2.60
	50-59	1,953 (18.20)	15 (6.20)	0.77
	40-49	1,421 (13.25)	3 (1.24)	0.21
	30-39	1,147 (10.69)	2 (0.83)	0.17
	20-29	2,940 (27.40)	0 (0.00)	-
	10-19	586 (5.46)	0 (0.00)	-
	0-9	141 (1.31)	0 (0.00)	-





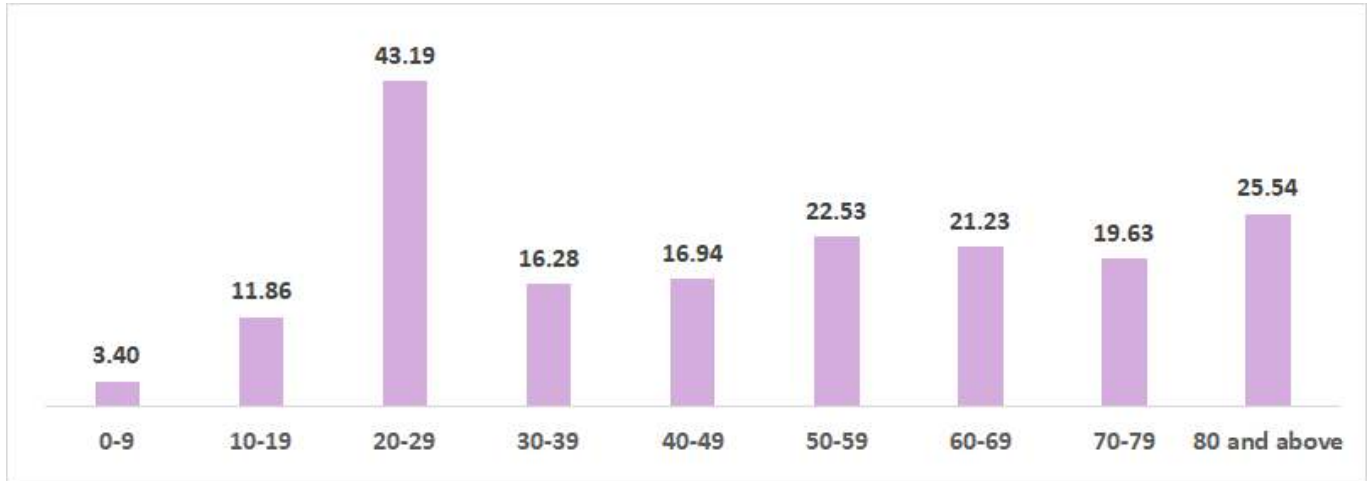
KCDC

Korea Centers for Disease Control & Prevention

The Updates of COVID-19 in Republic of Korea

26 April, 2020

○ Incidence rate by age group (per 100,000):



○ Imported cases:

