



KCDC

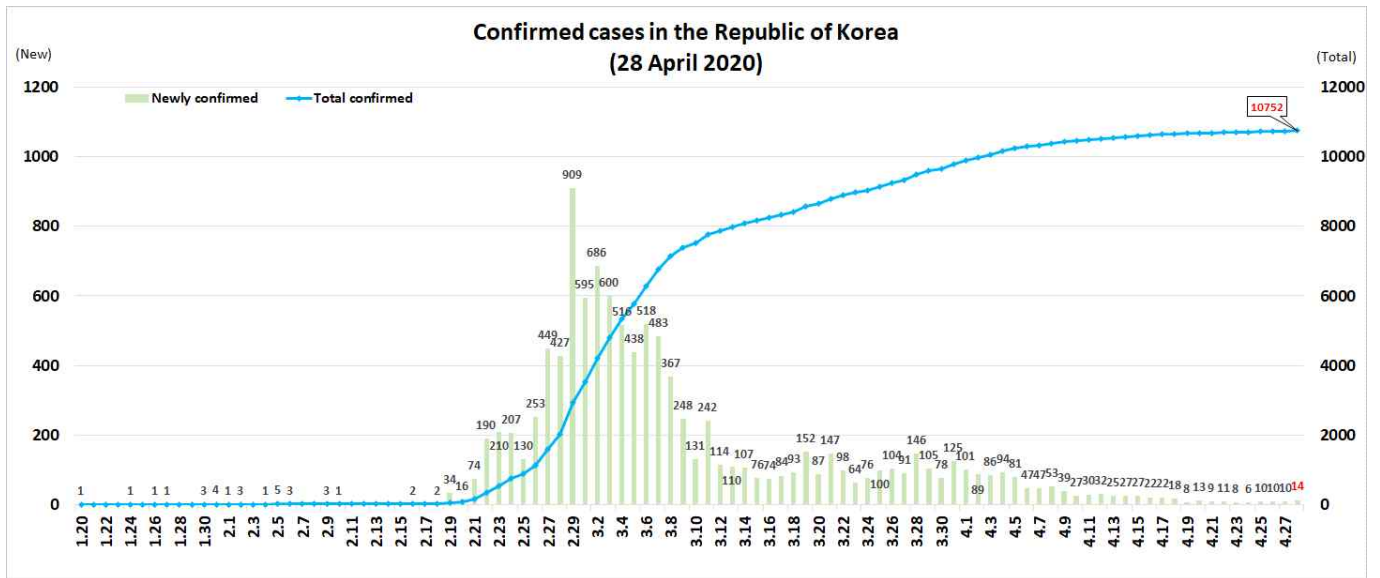
Korea Centers for Disease Control & Prevention

Updates on COVID-19 in Republic of Korea

28 April 2020

○ As of 0:00, 28 April 2020, the total number of confirmed cases is 10,752 (including 1,056 imported cases), of which 8,854 cases have been discharged from isolation. Newly confirmed cases are 14 in total.

Period (since 3 Jan)	Total	Tested positive (PCR)				Being tested	Tested negative
		Confirmed	Discharged from isolation	Under isolation	Deceased		
As of 0:00 27 April (Mon)	601,660	10,738	8,764	1,731	243	8,895	582,027
As of 0:00 28 April (Tues)	608,514	10,752	8,854	1,654	244	9,203	588,559
Difference	(+)6,854	(+)14	(+)90	(-)77	(+)1	(+)308	(+)6,532



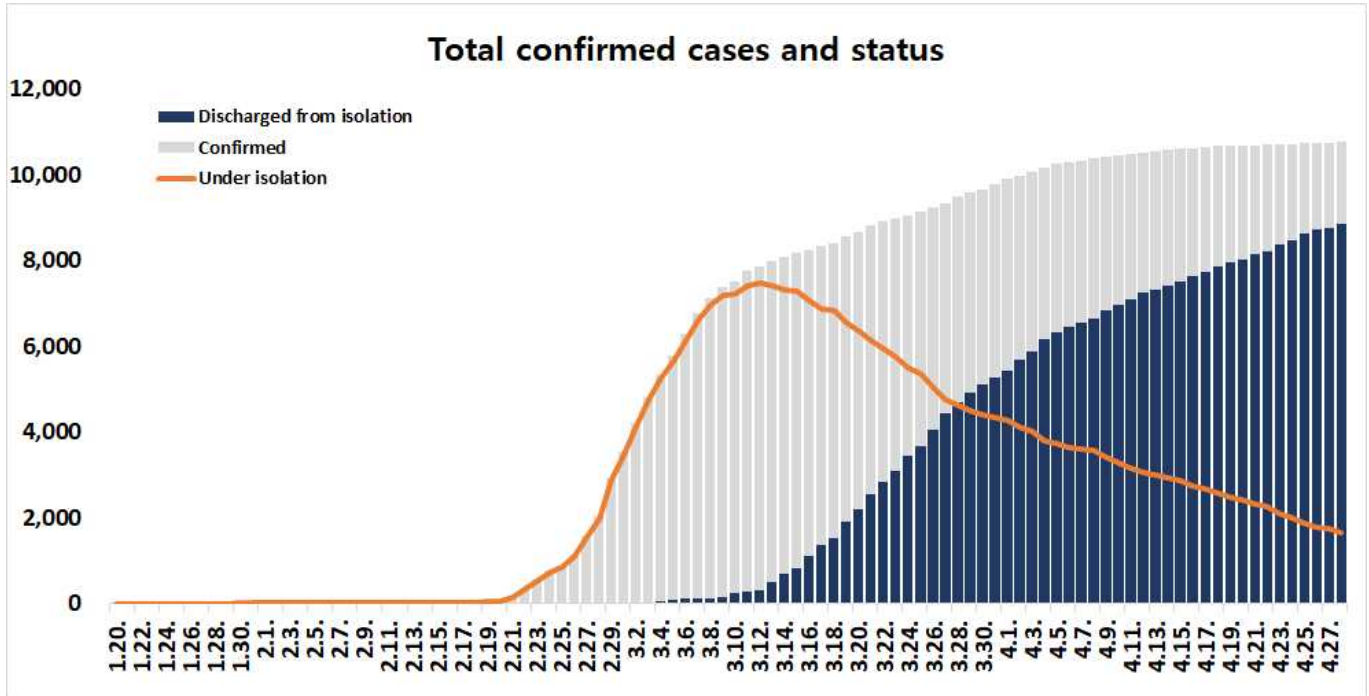
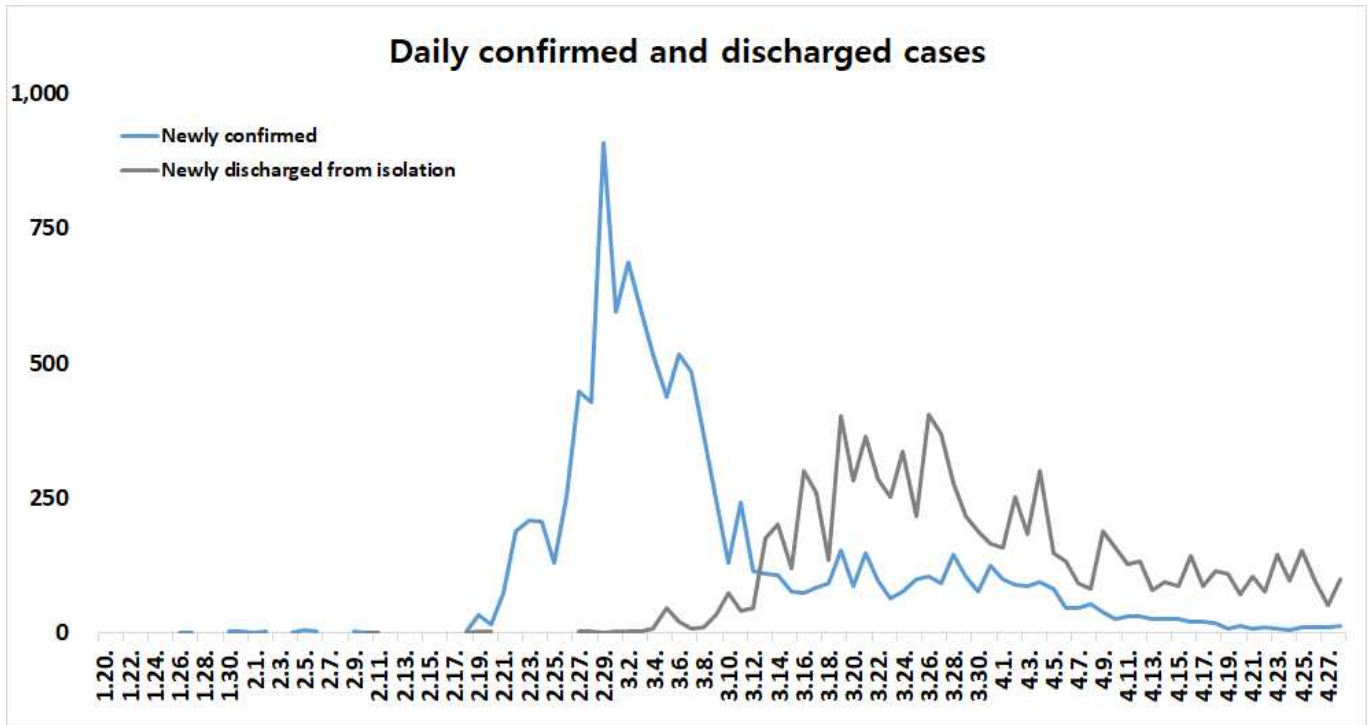


KCDC

Korea Centers for Disease Control & Prevention

Updates on COVID-19 in Republic of Korea

28 April 2020





KCDC

Korea Centers for Disease Control & Prevention

Updates on COVID-19 in Republic of Korea

28 April 2020

○ Regional distribution of total confirmed cases:

	Total	City							
		Seoul	Busan	Daegu	Incheon	Gwangju	Daejeon	Ulsan	Sejong
Isolated	1,654	204	18	623	30	5	5	6	11
Discharged	8,854	427	116	6,056	63	25	35	36	35
Deceased	244	2	3	170	0	0	0	1	0
Subtotal	10,752	633	137	6,849	93	30	40	43	46
New (Difference)	14	4	0	2	1	0	0	0	0

	Province	Province								Other
		Gyeonggi	Gangwon	Chungbuk	Chungnam	Jeonbuk	Jeonnam	Gyeongbuk	Gyeongnam	Jeju
Isolated	185	14	5	19	8	5	194	20	6	296
Discharged	475	37	40	123	10	10	1,119	97	7	143
Deceased	14	2	0	0	0	0	52	0	0	0
Subtotal	674	53	45	142	18	15	1,365	117	13	439
New (Difference)	3	0	0	0	0	0	1	0	0	3

○ Case distribution and incidence rate by region:

Region	# of cases	(%)	Incidence rate (per 0.1M)	Region	# of cases	(%)	Incidence rate (per 0.1M)
Seoul	633	(5.89)	6.50	Gyeonggi	674	(6.27)	5.09
Busan	137	(1.27)	4.02	Gangwon	53	(0.49)	3.44
Daegu	6,849	(63.70)	281.10	Chungbuk	45	(0.42)	2.81
Incheon	93	(0.86)	3.15	Chungnam	142	(1.32)	6.69
Gwangju	30	(0.28)	2.06	Jeonbuk	18	(0.17)	0.99
Daejeon	40	(0.37)	2.71	Jeonnam	15	(0.14)	0.80
Ulsan	43	(0.40)	3.75	Gyeongbuk	1,365	(12.70)	51.27
Sejong	46	(0.43)	13.44	Gyeongnam	117	(1.09)	3.48
Airport Screening	439	(4.08)	-	Jeju	13	(0.12)	1.94
Total				10,752 (100) 20.74			



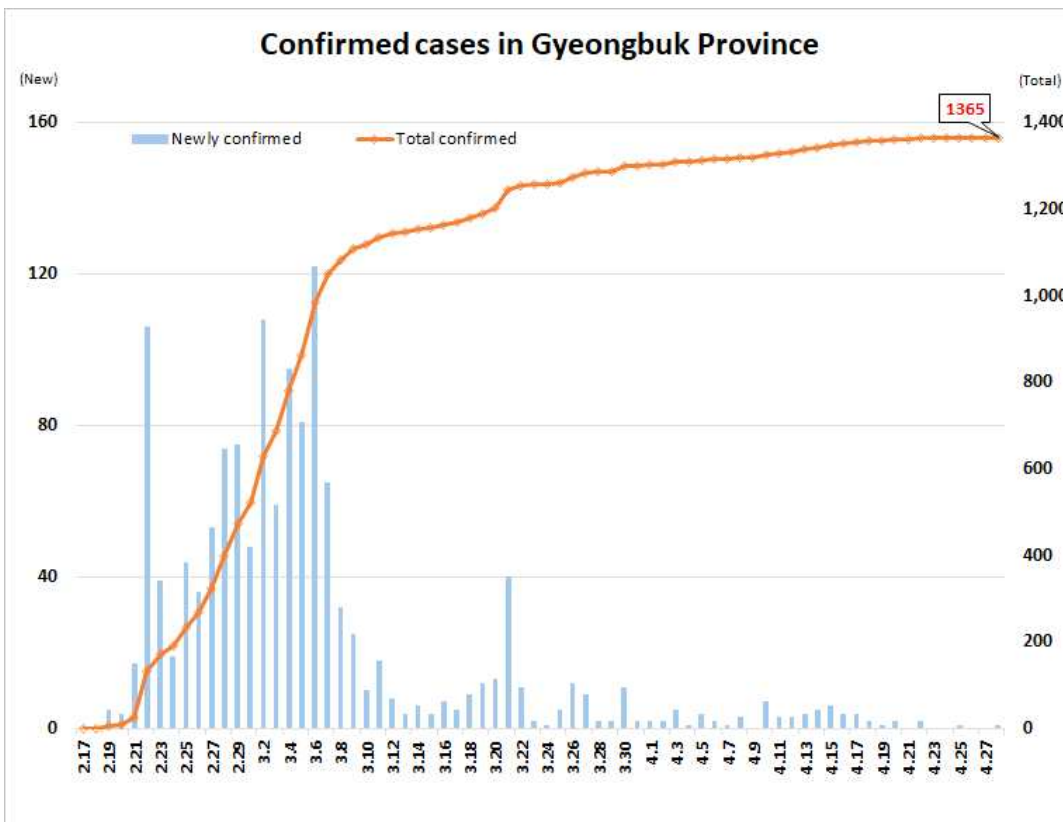
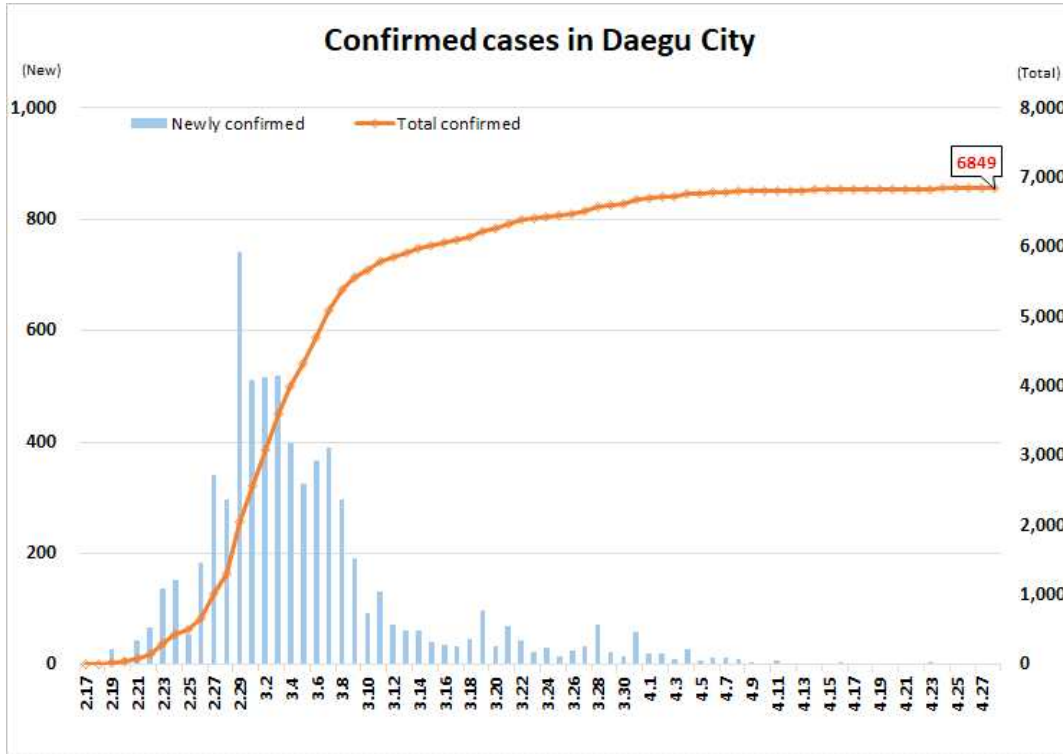
KCDC

Korea Centers for Disease Control & Prevention

Updates on COVID-19 in Republic of Korea

28 April 2020

○ Daily case trends by region:



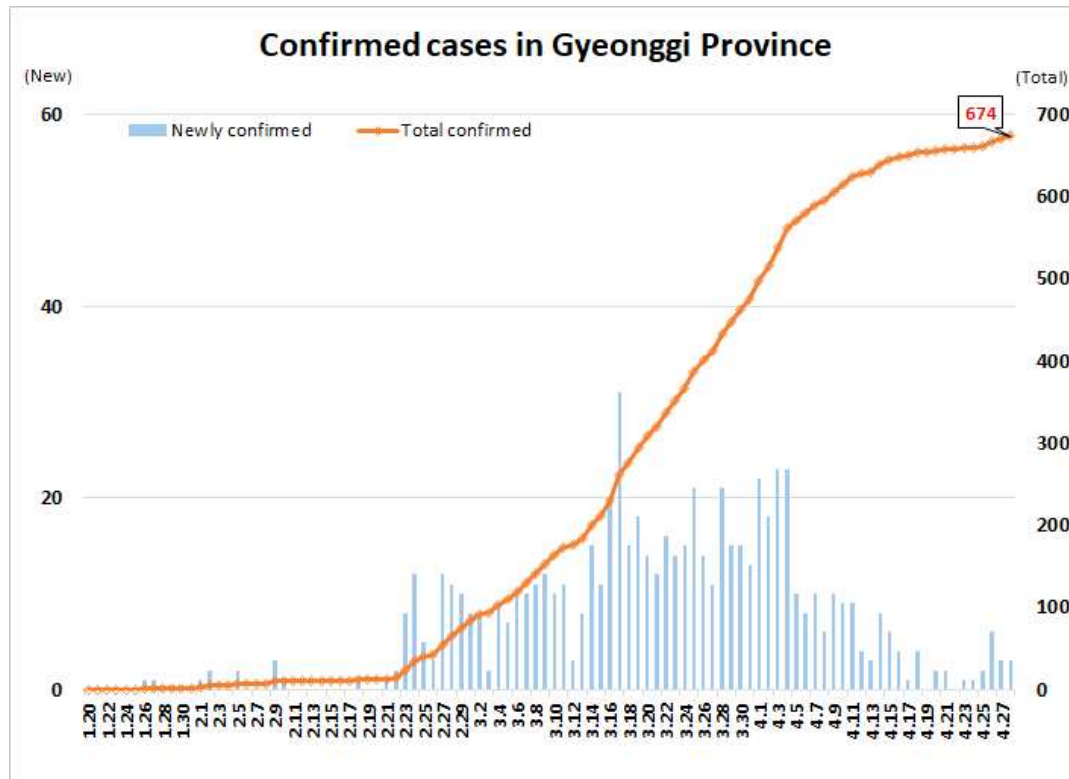
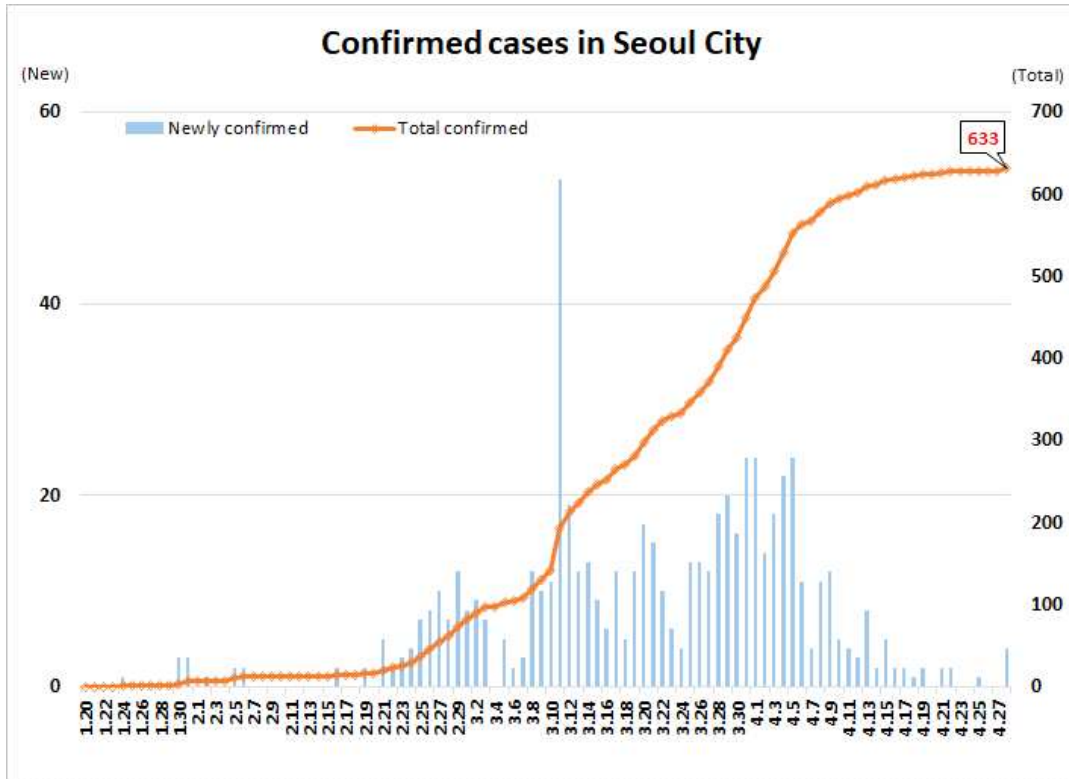


KCDC

Korea Centers for Disease Control & Prevention

Updates on COVID-19 in Republic of Korea

28 April 2020





KCDC

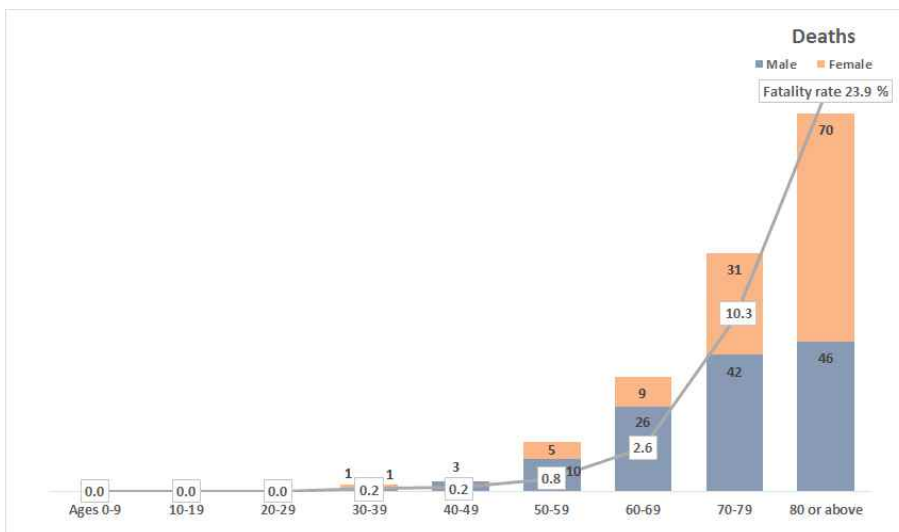
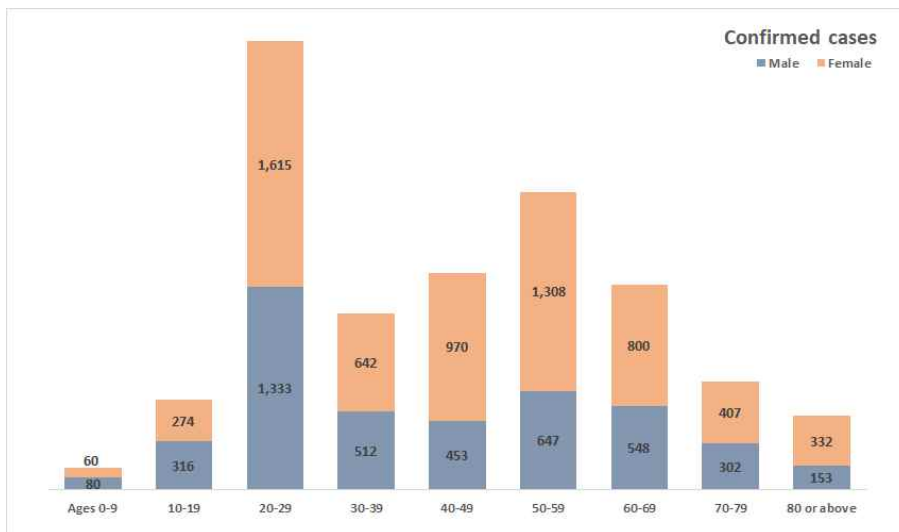
Korea Centers for Disease Control & Prevention

Updates on COVID-19 in Republic of Korea

28 April 2020

○ Case distribution by gender and age group:

		Confirmed Cases (%)	Deaths (%)	Fatality rate (%)
Total		10,752 (100)	244 (100)	2.27
Sex	Male	4,344 (40.40)	128 (52.46)	2.95
	Female	6,408 (59.60)	116 (47.54)	1.81
Age	80 and above	485 (4.51)	116 (47.54)	23.92
	70-79	709 (6.59)	73 (29.92)	10.30
	60-69	1,348 (12.54)	35 (14.34)	2.60
	50-59	1,955 (18.18)	15 (6.15)	0.77
	40-49	1,423 (13.23)	3 (1.23)	0.21
	30-39	1,154 (10.73)	2 (0.82)	0.17
	20-29	2,948 (27.42)	0 (0.00)	-
	10-19	590 (5.49)	0 (0.00)	-
	0-9	140 (1.30)	0 (0.00)	-





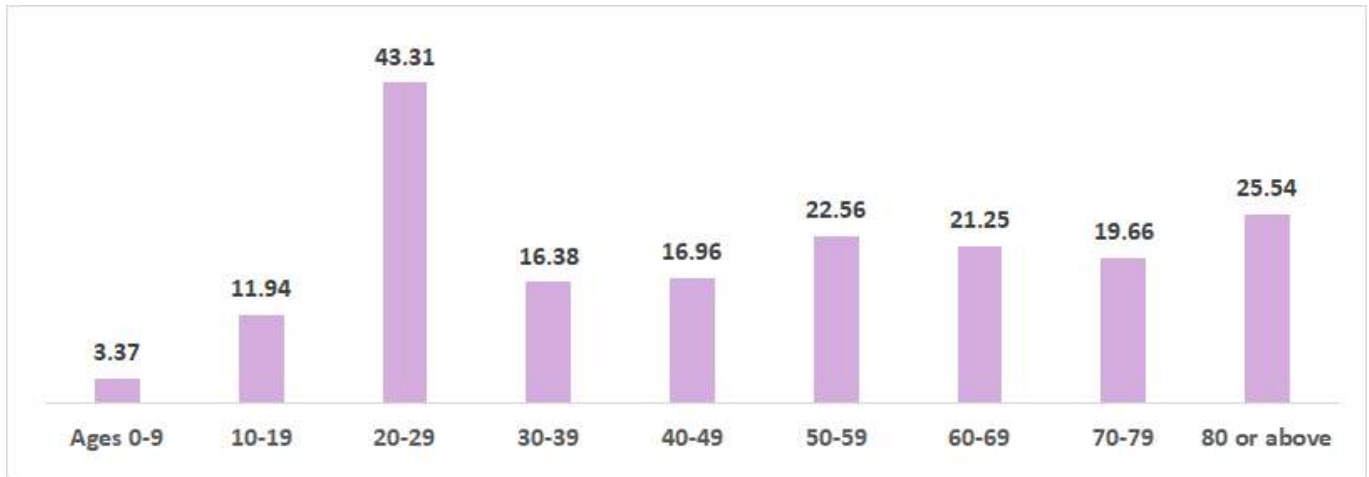
KCDC

Korea Centers for Disease Control & Prevention

Updates on COVID-19 in Republic of Korea

28 April 2020

○ Incidence rate by age group (per 100,000):



○ Imported cases:

