



KCDC

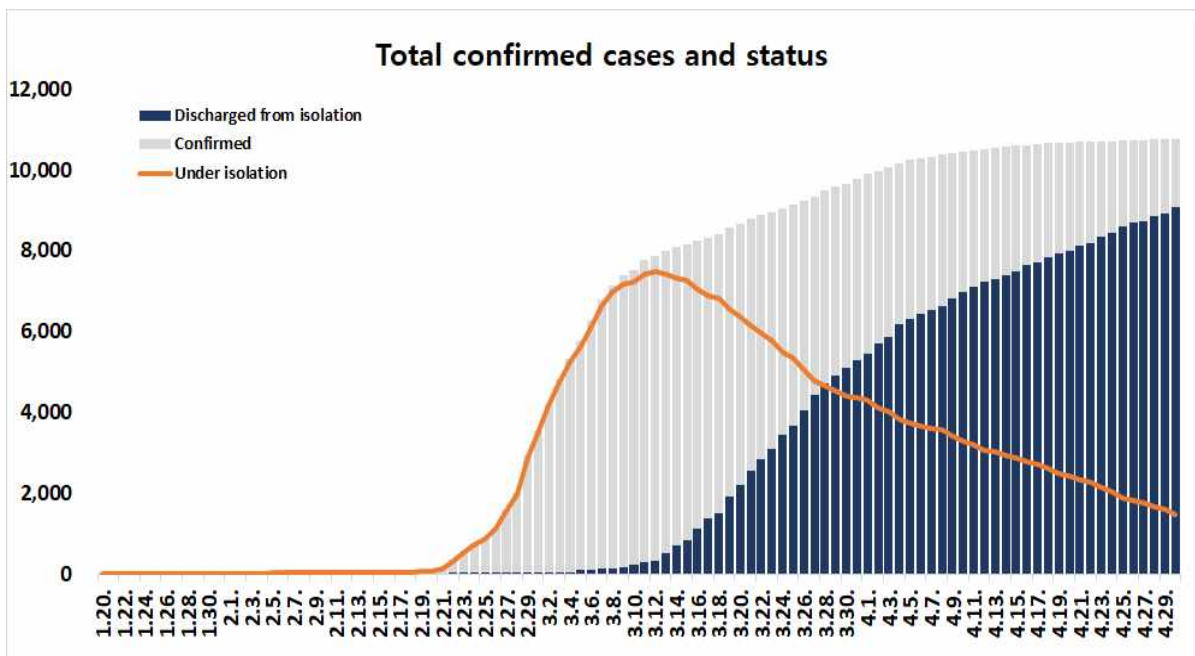
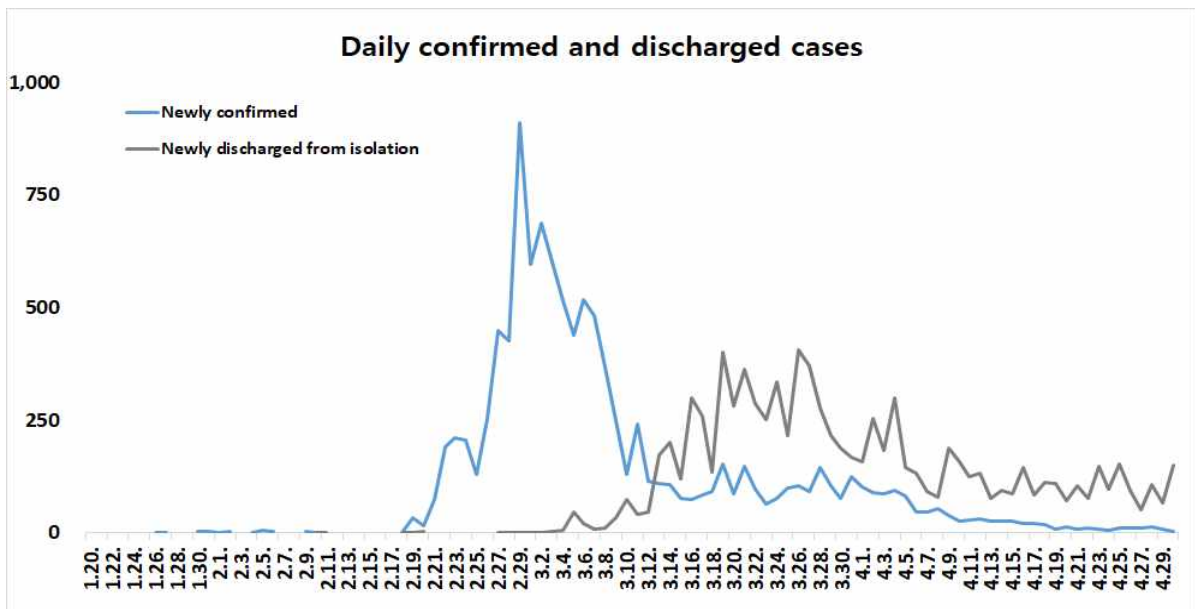
Korea Centers for Disease Control & Prevention

The Updates of COVID-19 in Republic of Korea

30 April, 2020

○ As of 0:00, 30 April 2020, the total number of confirmed cases is 10,765 (including 1,065 imported cases), of which 9,059 cases have been discharged from isolation. Newly confirmed cases are 4 in total.

Period (since 3 Jan)	Total	Tested positive (PCR)				Being tested	Tested negative
		Confirmed	Discharged from isolation	Under isolation	Deceased		
As of 0:00 29 April (Wed)	614,197	10,761	8,922	1,593	246	8,307	595,129
As of 0:00 30 April (Thurs)	619,881	10,765	9,059	1,459	247	8,634	600,482
Difference	(+)5,684	(+)4	(+)137	(-)134	(+)1	(+)327	(+)5,353





KCDC

Korea Centers for Disease Control & Prevention

The Updates of COVID-19 in Republic of Korea

30 April, 2020

○ Regional distribution of total confirmed cases:

	Total	City							
		Seoul	Busan	Daegu	Incheon	Gwangju	Daejeon	Ulsan	Sejong
Isolated	1,459	178	18	536	25	3	5	5	8
Discharged	9,059	453	116	6,144	68	27	35	37	38
Deceased	247	2	3	172	0	0	0	1	0
Subtotal	10,765	633	137	6,852	93	30	40	43	46
New (Difference)	4	0	0	0	0	0	0	0	0

	Province									Other
	Gyeonggi	Gangwon	Chungbuk	Chungnam	Jeonbuk	Jeonnam	Gyeongbuk	Gyeongnam	Jeju	Airport screening
Isolated	175	11	4	16	7	4	166	20	5	273
Discharged	486	40	41	127	11	11	1,147	97	8	173
Deceased	15	2	0	0	0	0	52	0	0	0
Subtotal	676	53	45	143	18	15	1,365	117	13	446
New (Difference)	0	0	0	0	0	0	0	0	0	4

○ Case distribution and incidence rate by region:

Region	# of cases	(%)	Incidence rate (per 0.1M)	Region	# of cases	(%)	Incidence rate (per 0.1M)
Seoul	633	(5.88)	6.50	Gyeonggi	676	(6.28)	5.10
Busan	137	(1.27)	4.02	Gangwon	53	(0.49)	3.44
Daegu	6,852	(63.65)	281.22	Chungbuk	45	(0.42)	2.81
Incheon	93	(0.86)	3.15	Chungnam	143	(1.33)	6.74
Gwangju	30	(0.28)	2.06	Jeonbuk	18	(0.17)	0.99
Daejeon	40	(0.37)	2.71	Jeonnam	15	(0.14)	0.80
Ulsan	43	(0.40)	3.75	Gyeongbuk	1,365	(12.68)	51.27
Sejong	46	(0.43)	13.44	Gyeongnam	117	(1.09)	3.48
Airport Screening	446	(4.14)	-	Jeju	13	(0.12)	1.94
Total				10,765 (100) 20.76			



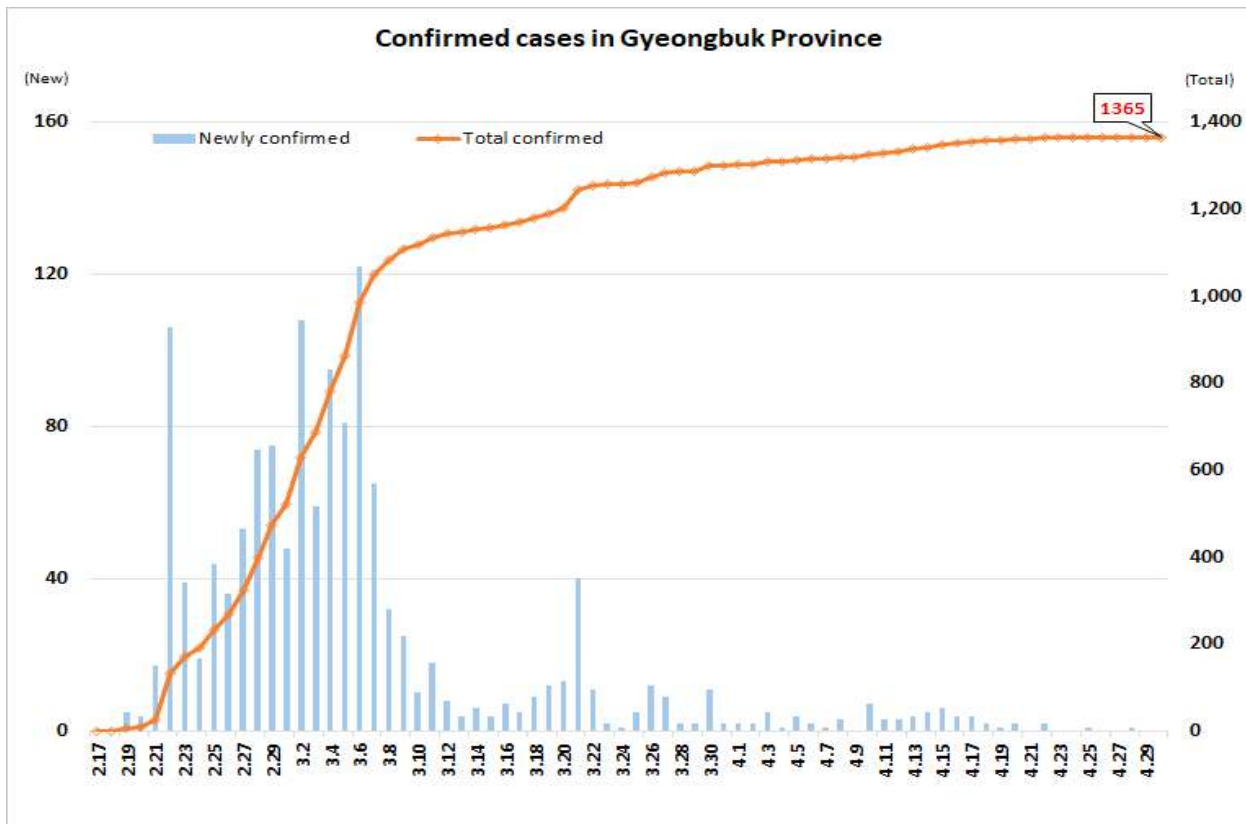
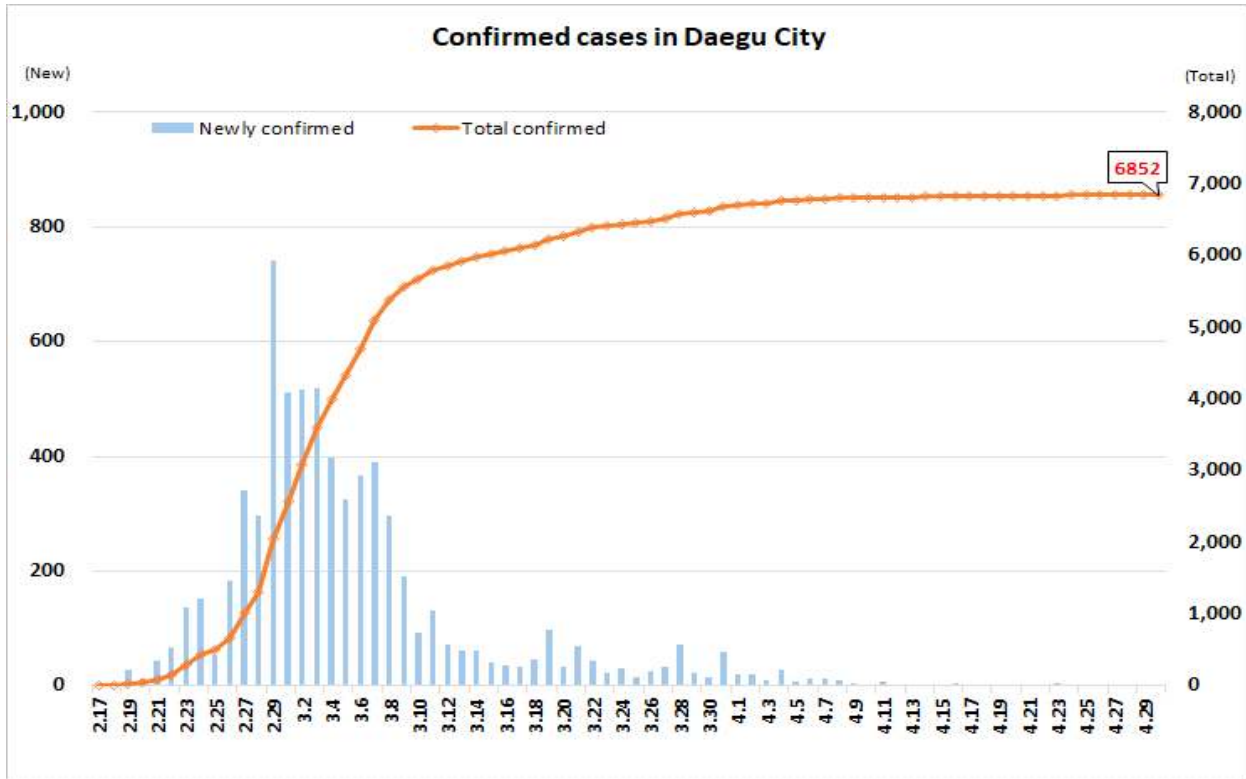
KCDC

Korea Centers for Disease Control & Prevention

The Updates of COVID-19 in Republic of Korea

30 April, 2020

○ Daily case trends by region:



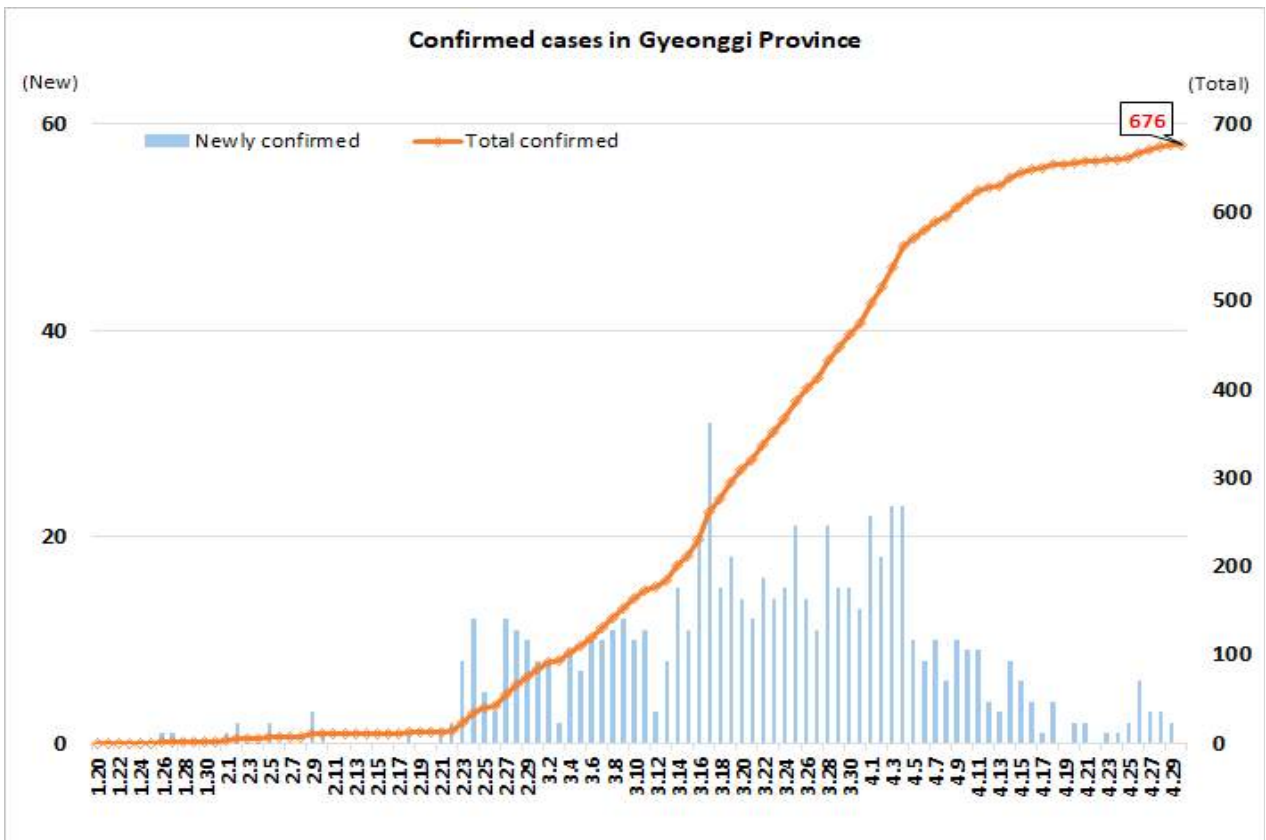
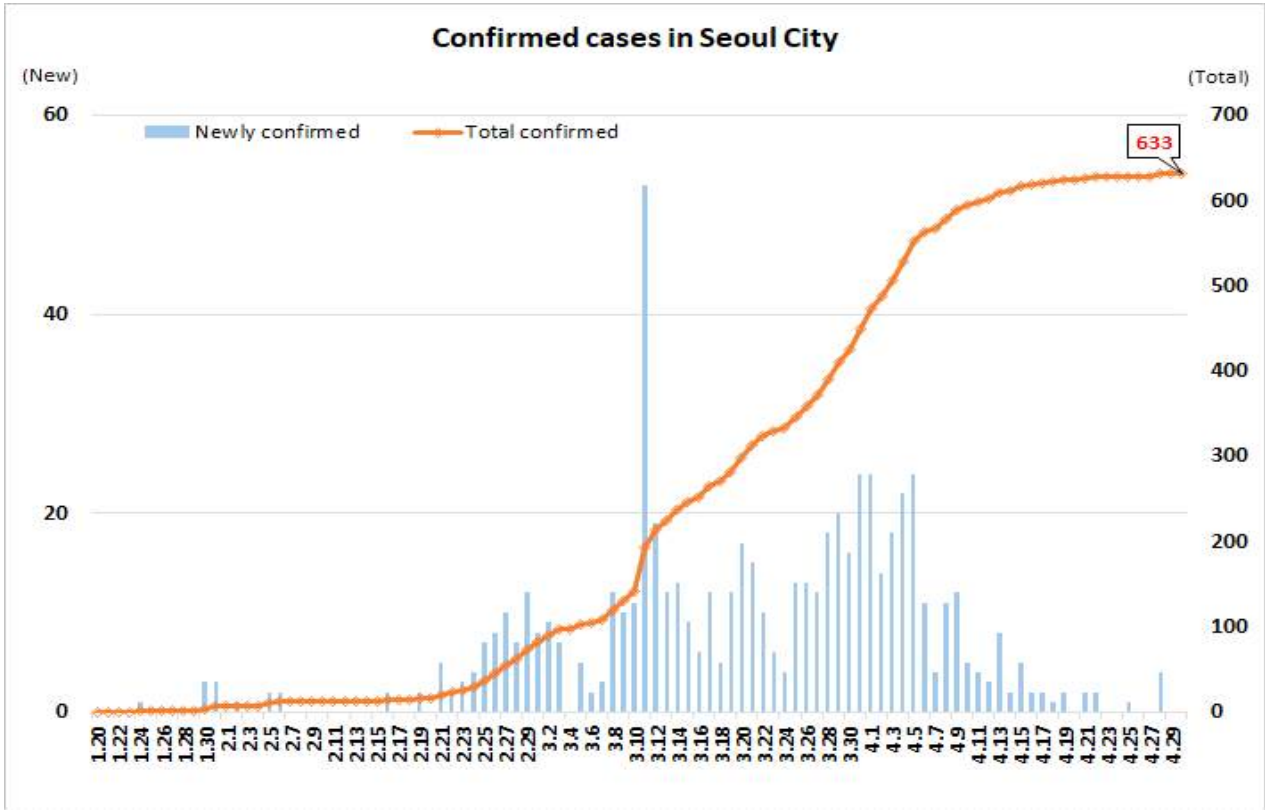


KCDC

Korea Centers for Disease Control & Prevention

The Updates of COVID-19 in Republic of Korea

30 April, 2020





KCDC

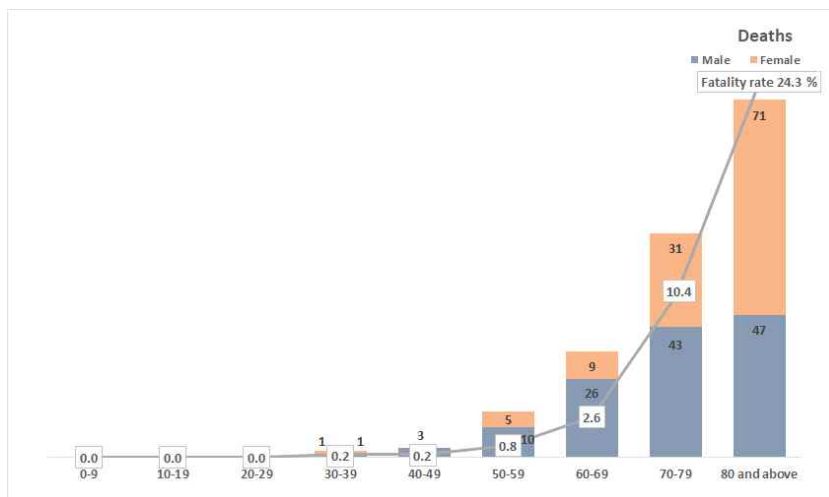
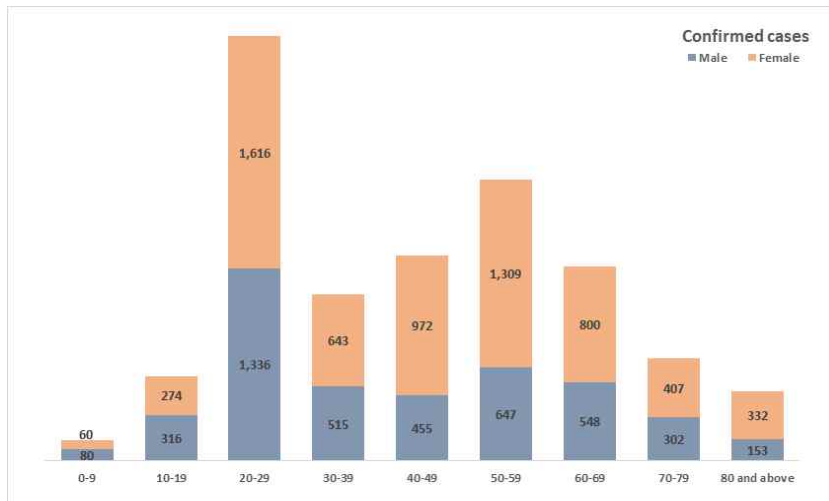
Korea Centers for Disease Control & Prevention

The Updates of COVID-19 in Republic of Korea

30 April, 2020

○ Case distribution by gender and age group:

		Confirmed Cases (%)	Deaths (%)	Fatality rate (%)
Total		10,765 (100)	247 (100)	2.29
Sex	Male	4,352 (40.43)	130 (52.63)	2.99
	Female	6,413 (59.57)	117 (47.37)	1.82
Age	80 and above	485 (4.51)	118 (47.77)	24.33
	70-79	709 (6.59)	74 (29.96)	10.44
	60-69	1,348 (12.52)	35 (14.17)	2.60
	50-59	1,956 (18.17)	15 (6.07)	0.77
	40-49	1,427 (13.26)	3 (1.21)	0.21
	30-39	1,158 (10.76)	2 (0.81)	0.17
	20-29	2,952 (27.42)	0 (0.00)	-
	10-19	590 (5.48)	0 (0.00)	-
	0-9	140 (1.30)	0 (0.00)	-





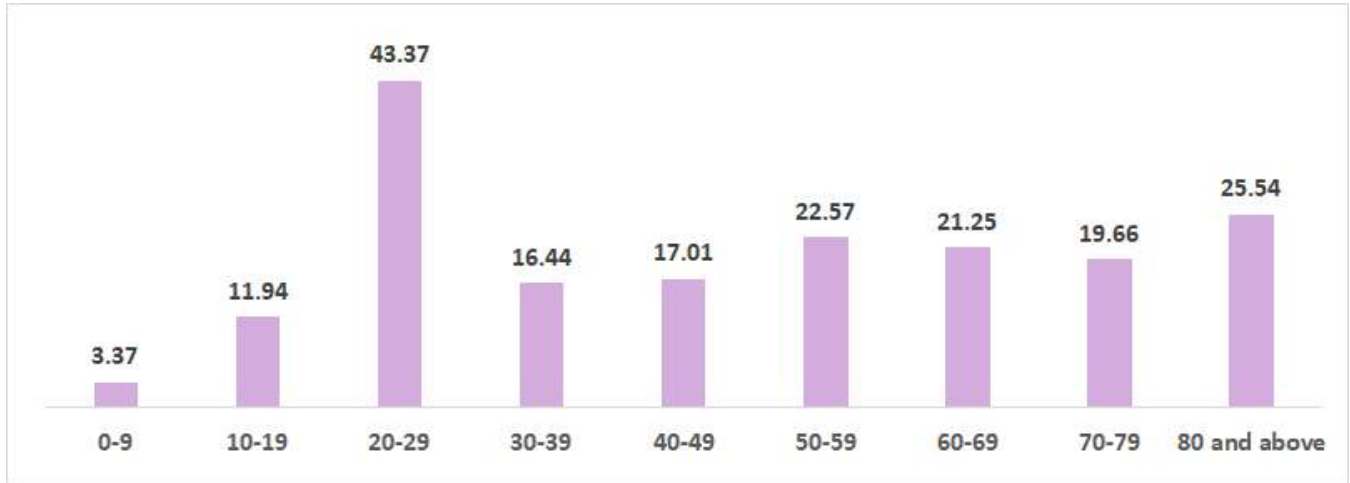
KCDC

Korea Centers for Disease Control & Prevention

The Updates of COVID-19 in Republic of Korea

30 April, 2020

○ Incidence rate by age group (per 100,000):



○ Imported cases:

