



KCDC

Korea Centers for Disease Control & Prevention

The Updates of COVID-19 in Republic of Korea

4 April, 2020

○ As of 0:00, 4 April 2020, the total number of confirmed cases is 10,156 (including 688 imported cases), of which 6,325 cases have been discharged from isolation. Newly confirmed cases are 94 in total.

Period (since 3 Jan)	Total	Tested positive (PCR)				Being tested	Tested negative
		Confirmed	Discharged	Isolated	Deceased		
As of 0:00 3 April (Fri)	443,273	10,062	6,021	3,867	174	18,908	414,303
As of 0:00 4 April (Sat)	455,032	10,156	6,325	3,654	177	20,144	424,732
Difference	(+)11,759	(+)94	(+)304	(-)213	(+)3	(+)1,236	(+)10,429

○ Regional distribution of total confirmed cases:

	Total	City							
		Seoul	Busan	Daegu	Incheon	Gwangju	Daejeon	Ulsan	Sejong
Isolated	3,654	384	29	1,966	55	11	18	15	31
Discharged	6,325	144	90	4,673	22	15	18	24	15
Deceased	177	0	3	122	0	0	0	1	0
Subtotal	10,156	528	122	6,761	77	26	36	40	46
(Difference)	94	22	0	27	3	0	0	0	0

	Province									Other Airport screening
	Gyeonggi	Gangwon	Chung-buk	Chung-nam	Jeon-buk	Jeon-nam	Gyeong-buk	Gyeong-nam	Jeju	
Isolated	356	18	18	33	8	11	385	33	5	278
Discharged	200	23	27	102	7	4	881	75	4	1
Deceased	6	1	0	0	0	0	44	0	0	0
Subtotal	562	42	45	135	15	15	1,310	108	9	279
(Difference)	23	1	0	1	0	0	1	1	0	15

○ Case distribution and incidence rate by region:

Region	# of cases	(%)	Incidence rate (per 0.1M)	Region	# of cases	(%)	Incidence rate (per 0.1M)
Seoul	528	(5.20)	5.42	Gyeonggi	562	(5.53)	4.24
Busan	122	(1.20)	3.58	Gangwon	42	(0.41)	2.73
Daegu	6,761	(66.57)	277.49	Chungbuk	45	(0.44)	2.81
Incheon	77	(0.76)	2.60	Chungnam	135	(1.33)	6.36
Gwangju	26	(0.26)	1.78	Jeonbuk	15	(0.15)	0.83
Daejeon	36	(0.35)	2.44	Jeonnam	15	(0.15)	0.80
Ulsan	40	(0.39)	3.49	Gyeongbuk	1,310	(12.90)	49.20
Sejong	46	(0.45)	13.44	Gyeongnam	108	(1.06)	3.21
Airport Screening	279	(2.75)	-	Jeju	9	(0.09)	1.34
Total				10,156 (100) 19.59			

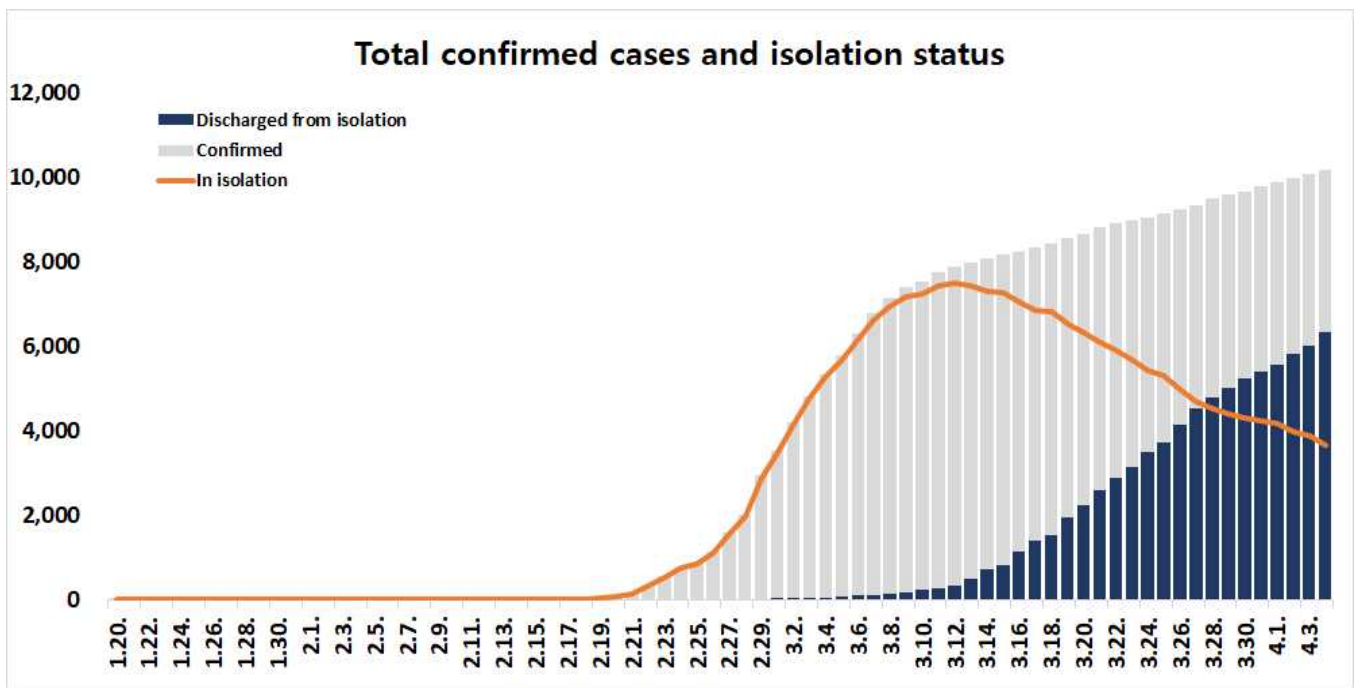
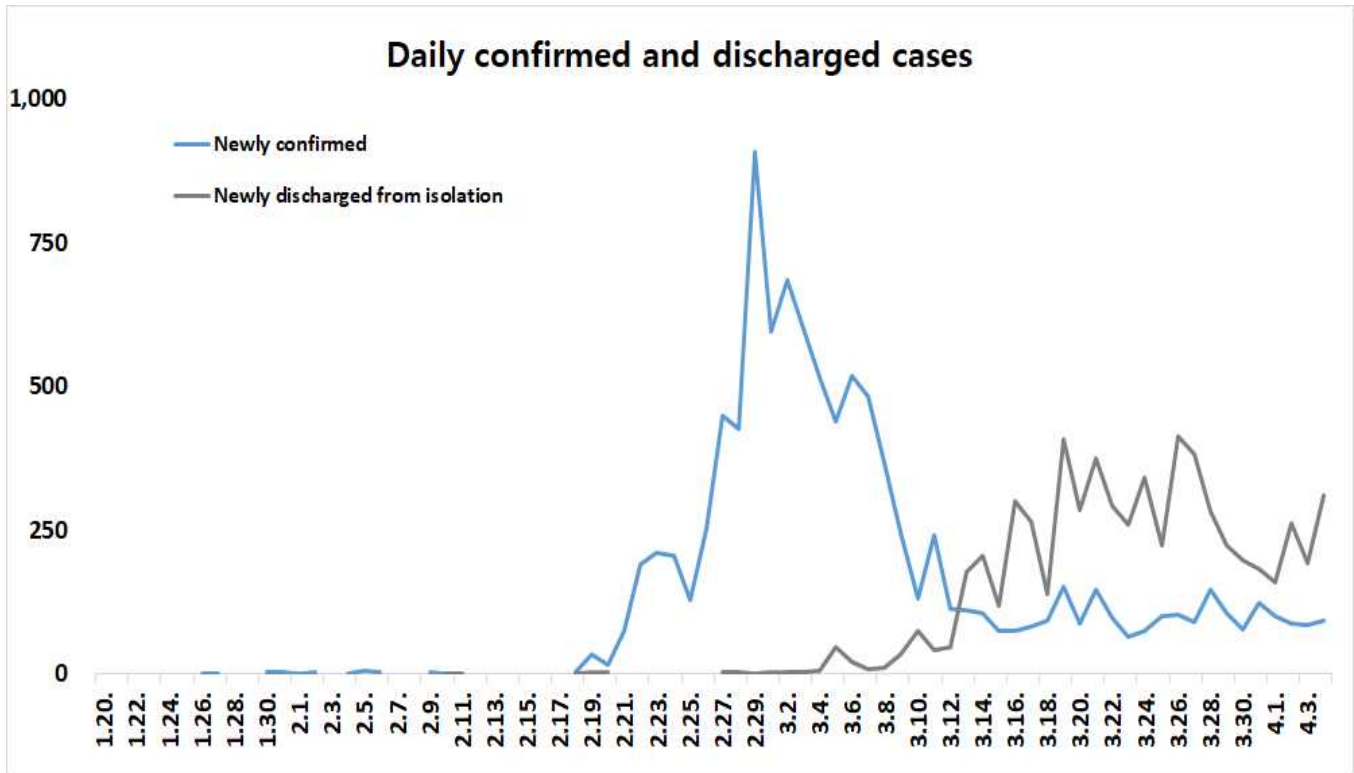


KCDC

Korea Centers for Disease Control & Prevention

The Updates of COVID-19 in Republic of Korea

4 April, 2020





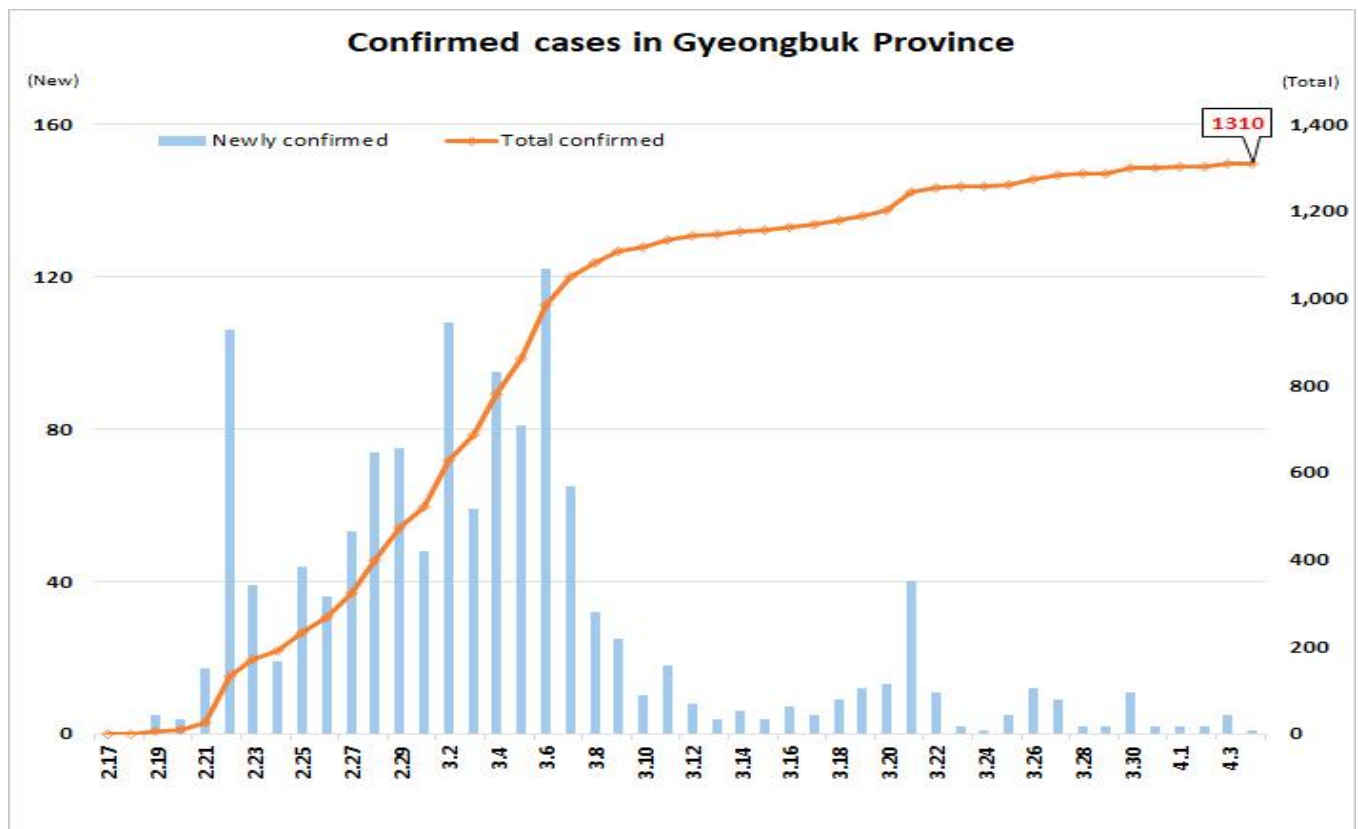
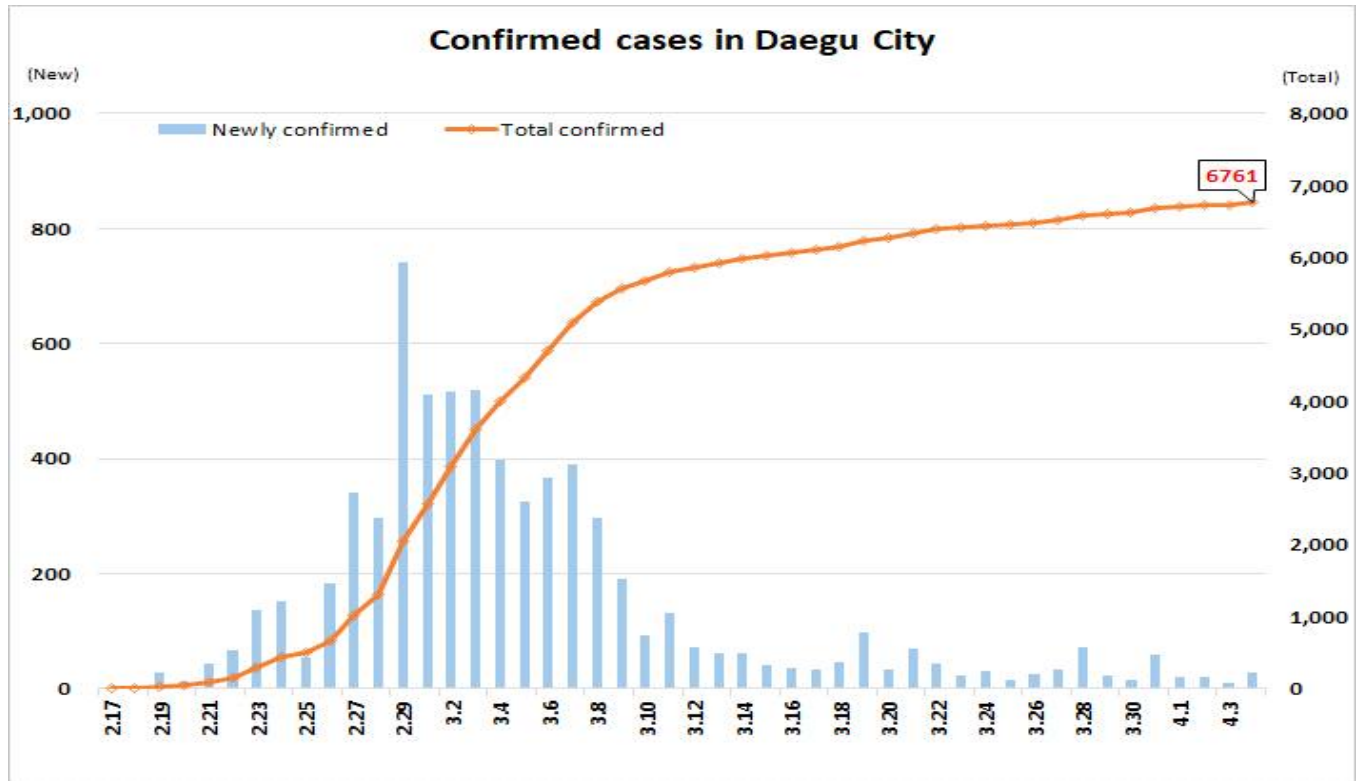
KCDC

Korea Centers for Disease Control & Prevention

The Updates of COVID-19 in Republic of Korea

4 April, 2020

○ Daily cases trends by region:



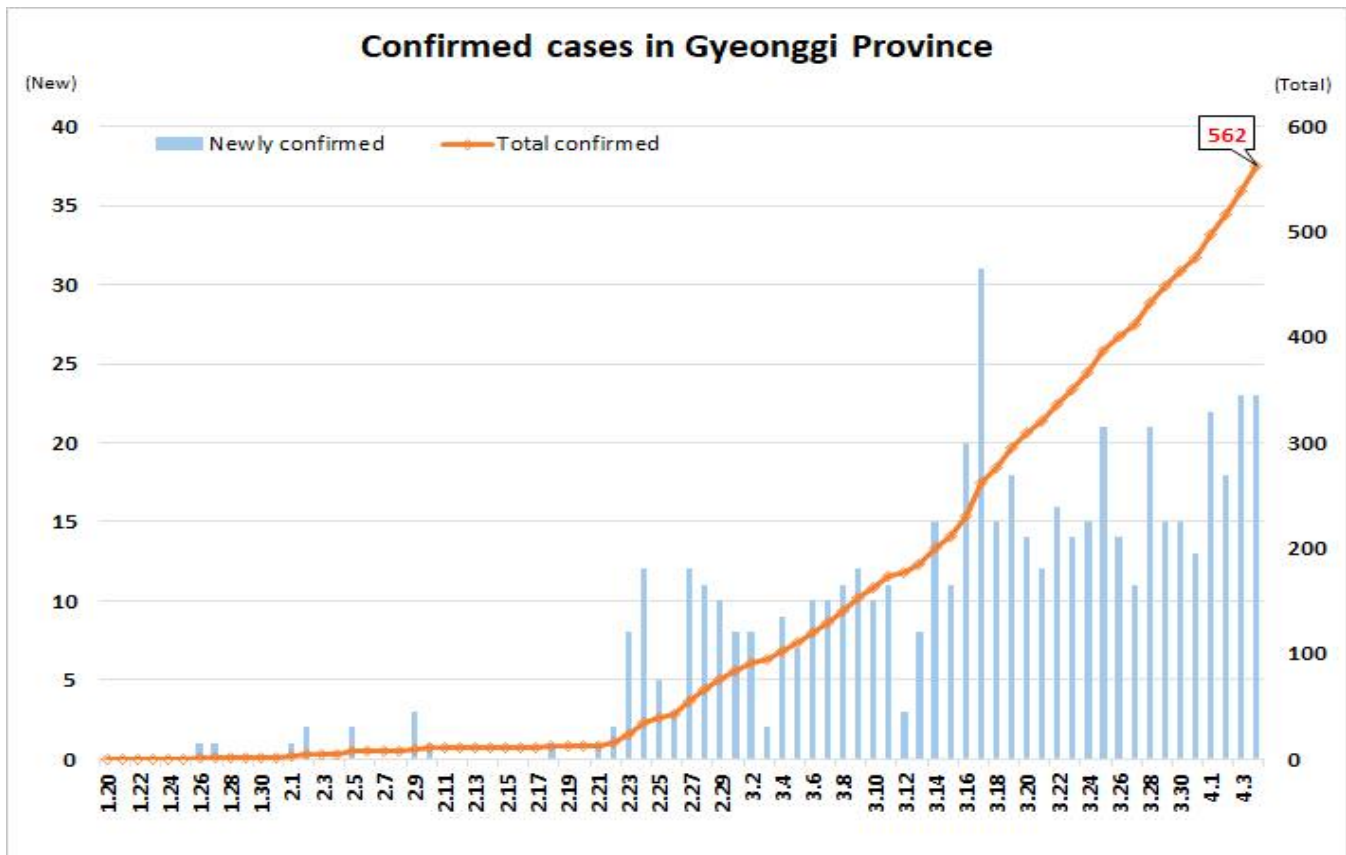
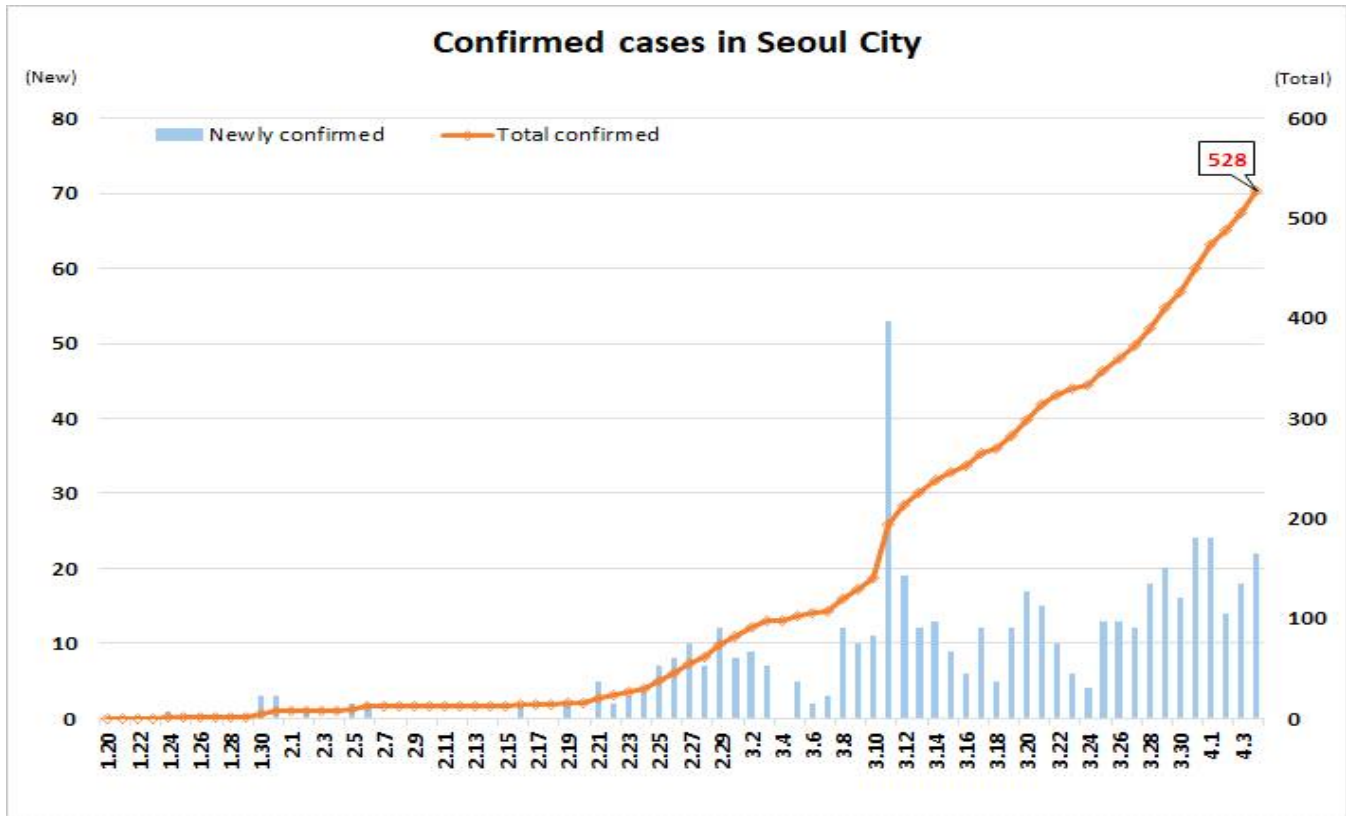


KCDC

Korea Centers for Disease Control & Prevention

The Updates of COVID-19 in Republic of Korea

4 April, 2020





KCDC

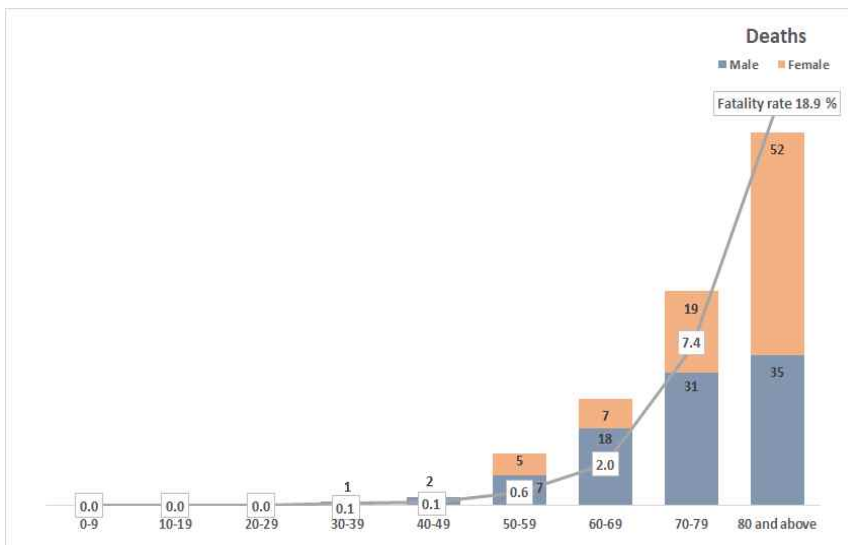
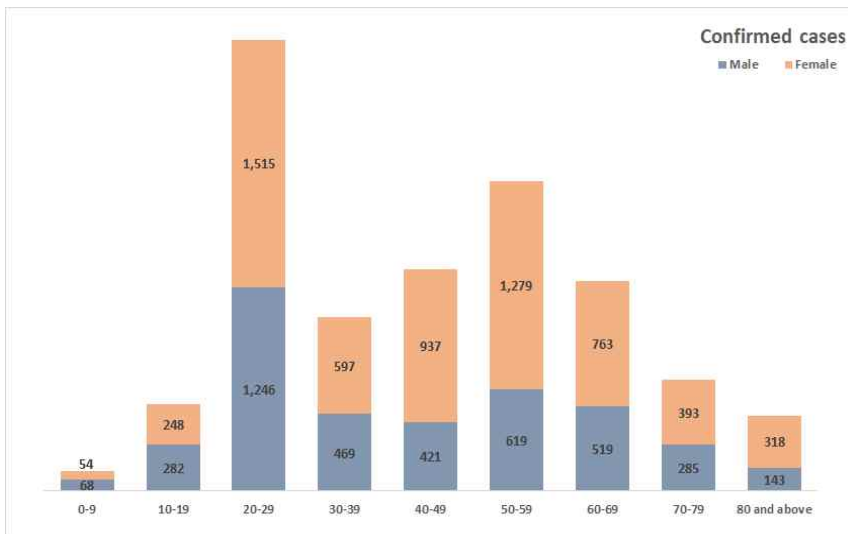
Korea Centers for Disease Control & Prevention

The Updates of COVID-19 in Republic of Korea

4 April, 2020

○ Case distribution by gender and age group:

		Confirmed Cases (%)	Deaths (%)	Fatality rate (%)
Total		1,0156 (100)	177 (100)	1.74
Sex	Male	4,052 (39.90)	94 (53.11)	2.32
	Female	6,104 (60.10)	83 (46.89)	1.36
Age	80 and above	461 (4.54)	87 (49.15)	18.87
	70-79	678 (6.68)	50 (28.25)	7.37
	60-69	1,282 (12.62)	25 (14.12)	1.95
	50-59	1,898 (18.69)	12 (6.78)	0.63
	40-49	1,358 (13.37)	2 (1.13)	0.15
	30-39	1,066 (10.50)	1 (0.56)	0.09
	20-29	2,761 (27.19)	0 (0.00)	-
	10-19	530 (5.22)	0 (0.00)	-
	0-9	122 (1.20)	0 (0.00)	-





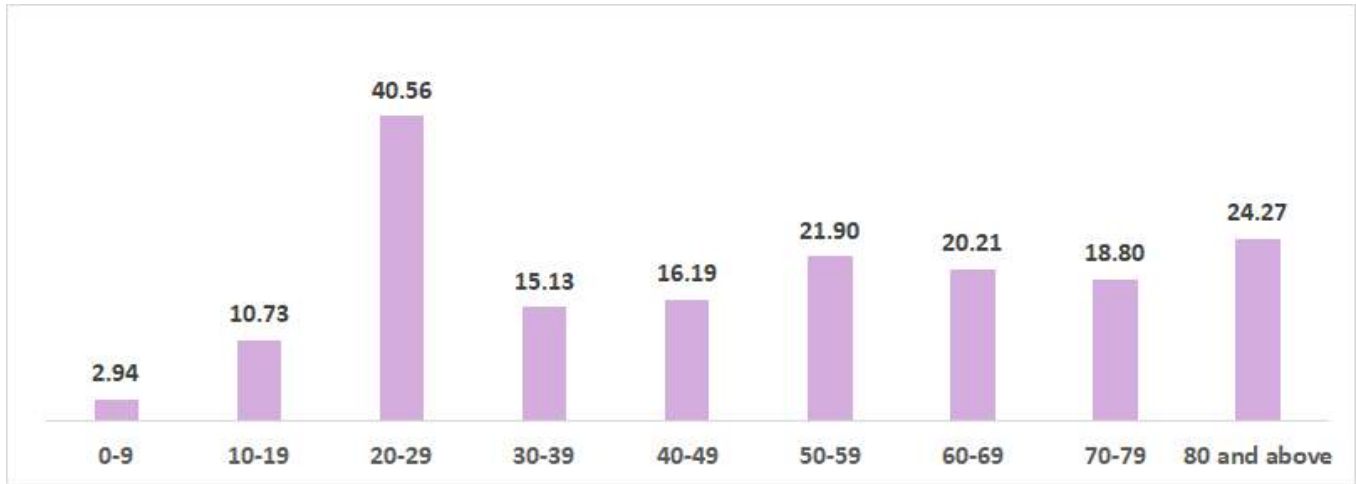
KCDC

Korea Centers for Disease Control & Prevention

The Updates of COVID-19 in Republic of Korea

4 April, 2020

○ Incidence rate by age group (per 100,000):



○ Weekly trend of imported cases:

