



KCDC

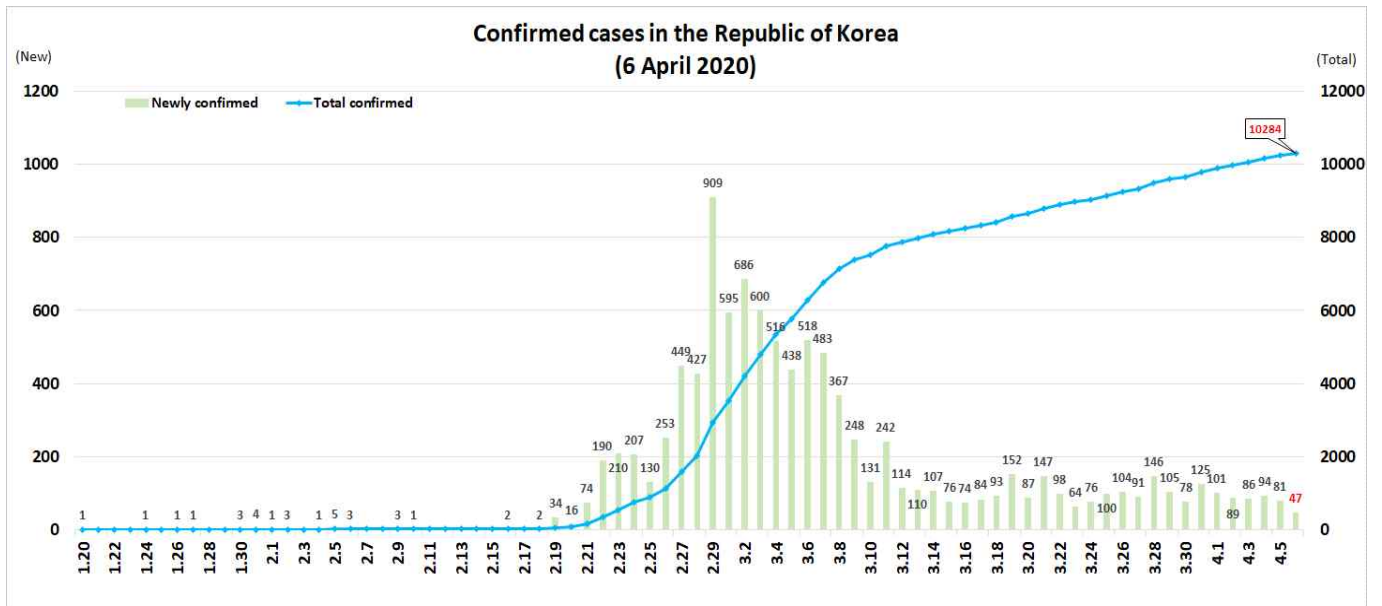
Korea Centers for Disease Control & Prevention

Updates on COVID-19 in Republic of Korea

6 April 2020

- As of 0:00, 6 April 2020, the total number of confirmed cases is 10,284 (including 769 imported cases), of which 6,598 cases have been discharged from isolation. Newly confirmed cases are 47 in total.

Period (since 3 Jan)	Total	Tested positive (PCR)				Being tested	Tested negative
		Confirmed	Discharged	Isolated	Deceased		
As of 0:00 5 April (Sun)	461,233	10,237	6,463	3,591	183	19,571	431,425
As of 0:00 6 April (Mon)	466,804	10,284	6,598	3,500	186	19,295	437,225
Difference	(+)5,571	(+)47	(+)135	(-)91	(+)3	(-)276	(+)5,800



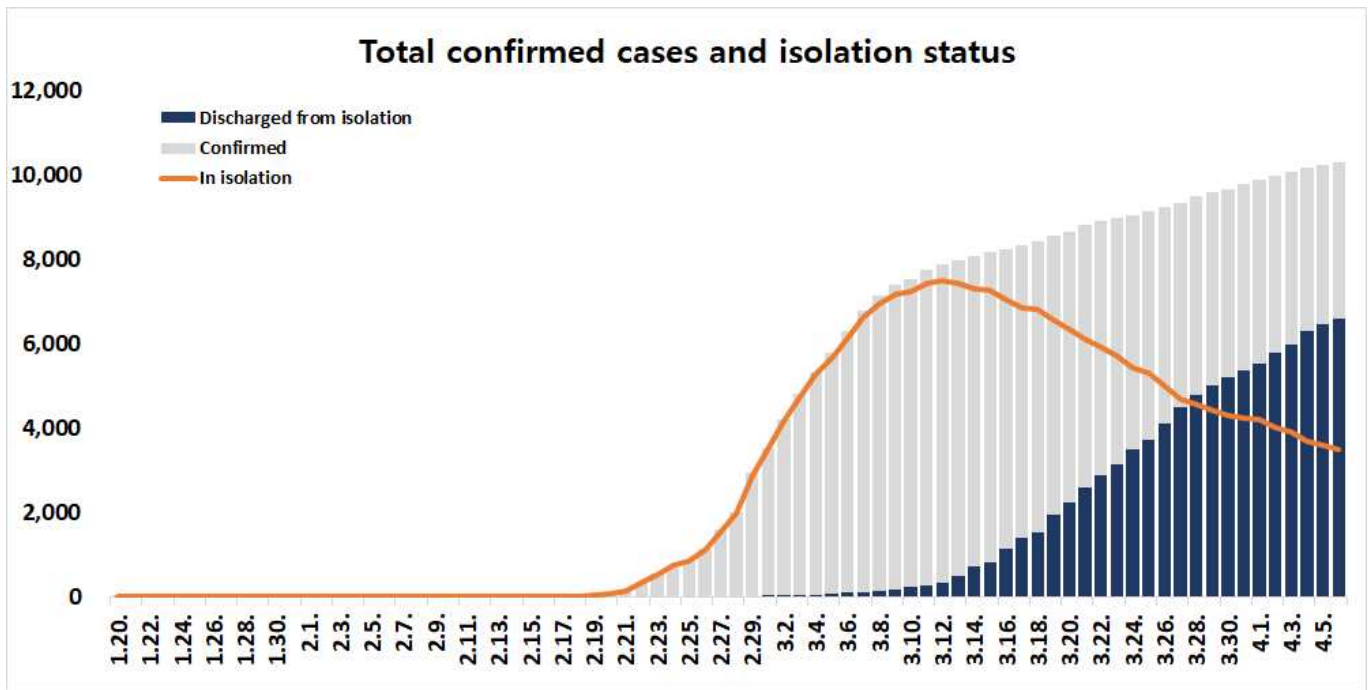
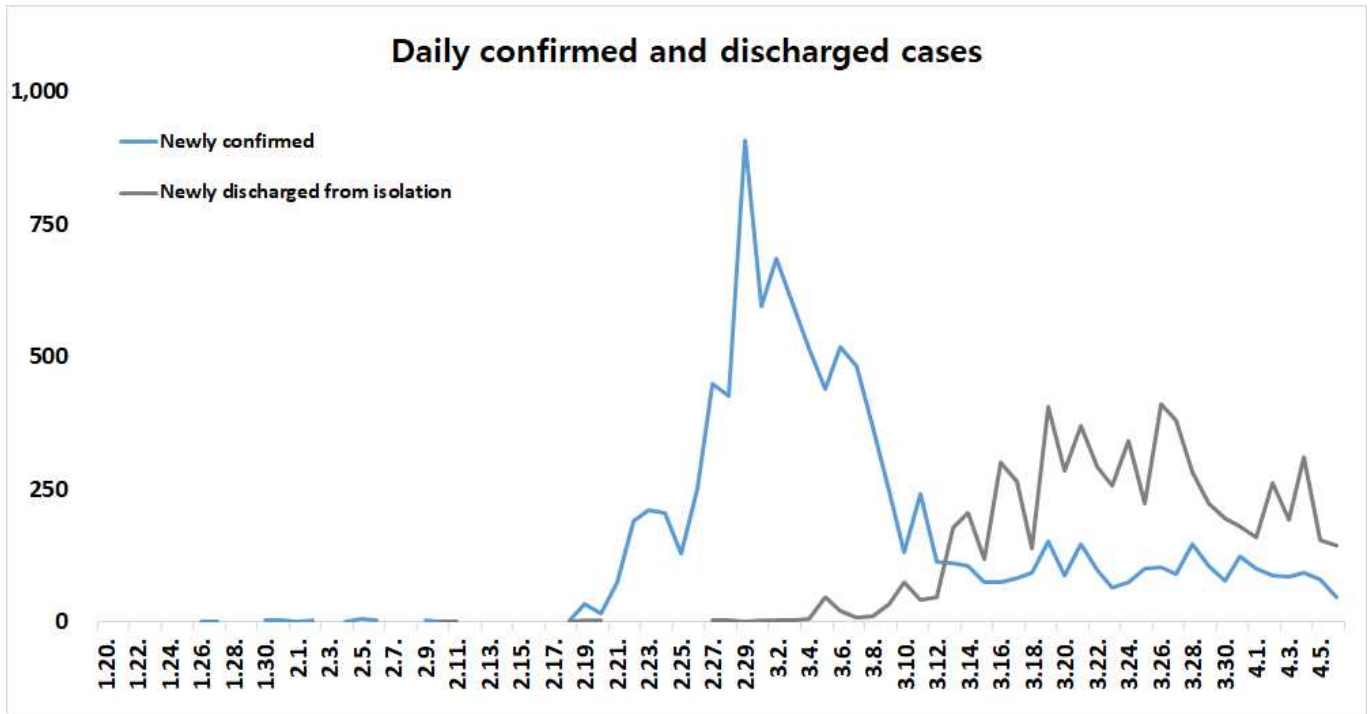


KCDC

Korea Centers for Disease Control & Prevention

Updates on COVID-19 in Republic of Korea

6 April 2020





KCDC

Korea Centers for Disease Control & Prevention

Updates on COVID-19 in Republic of Korea

6 April 2020

○ Regional distribution of total confirmed cases:

	Total	City							
		Seoul	Busan	Daegu	Incheon	Gwangju	Daejeon	Ulsan	Sejong
Isolated	3,500	412	28	1,787	53	12	20	12	29
Discharged	6,598	151	91	4,865	27	15	19	27	17
Deceased	186	0	3	129	0	0	0	1	0
Subtotal	10,284	563	122	6,781	80	27	39	40	46
<i>Difference</i>	<i>47</i>	<i>11</i>	<i>0</i>	<i>13</i>	<i>1</i>	<i>0</i>	<i>2</i>	<i>0</i>	<i>0</i>

	Province									Other
	Gyeonggi	Gangwon	Chungbuk	Chungnam	Jeonbuk	Jeonnam	Gyeongbuk	Gyeongnam	Jeju	Airport screening
Isolated	360	21	16	34	9	11	349	31	8	308
Discharged	213	23	29	102	7	4	922	80	4	2
Deceased	7	1	0	0	0	0	45	0	0	0
Subtotal	580	45	45	136	16	15	1,316	111	12	310
<i>Difference</i>	<i>8</i>	<i>0</i>	<i>0</i>	<i>1</i>	<i>0</i>	<i>0</i>	<i>2</i>	<i>2</i>	<i>0</i>	<i>7</i>

○ Case distribution and incidence rate by region:

Region	# of cases	(%)	Incidence rate (per 0.1M)	Region	# of cases	(%)	Incidence rate (per 0.1M)
Seoul	563	(5.47)	5.78	Gyeonggi	580	(5.64)	4.38
Busan	122	(1.19)	3.58	Gangwon	45	(0.44)	2.92
Daegu	6,781	(65.94)	278.31	Chungbuk	45	(0.44)	2.81
Incheon	80	(0.78)	2.71	Chungnam	136	(1.32)	6.41
Gwangju	27	(0.26)	1.85	Jeonbuk	16	(0.16)	0.88
Daejeon	39	(0.38)	2.65	Jeonnam	15	(0.15)	0.80
Ulsan	40	(0.39)	3.49	Gyeongbuk	1,316	(12.80)	49.43
Sejong	46	(0.45)	13.44	Gyeongnam	111	(1.08)	3.30
Airport Screening	310	(3.01)	-	Jeju	12	(0.12)	1.79
Total				10,284 (100) 19.84			



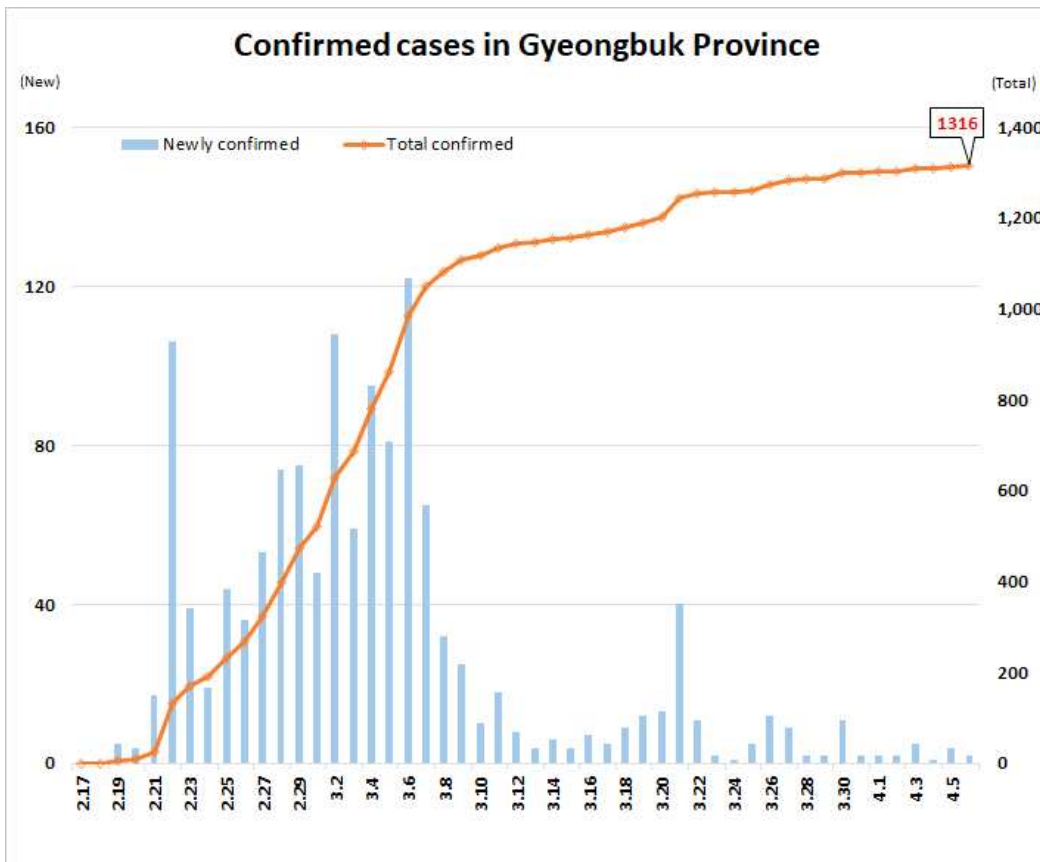
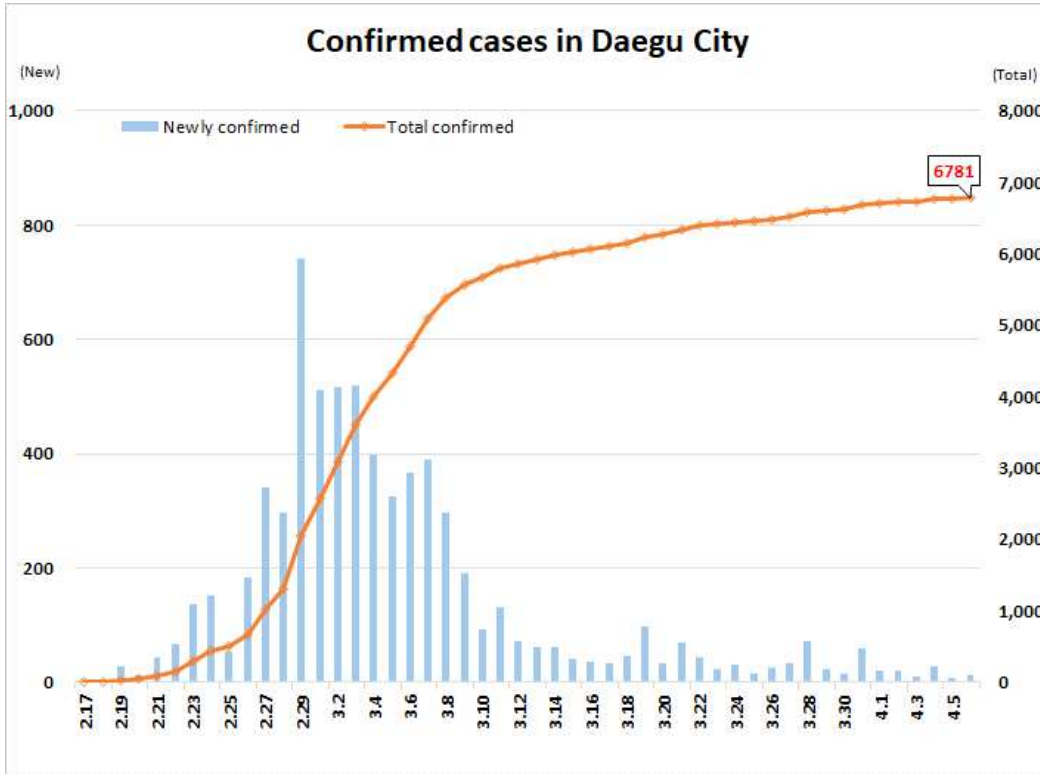
KCDC

Korea Centers for Disease Control & Prevention

Updates on COVID-19 in Republic of Korea

6 April 2020

○ Daily cases trends by region:



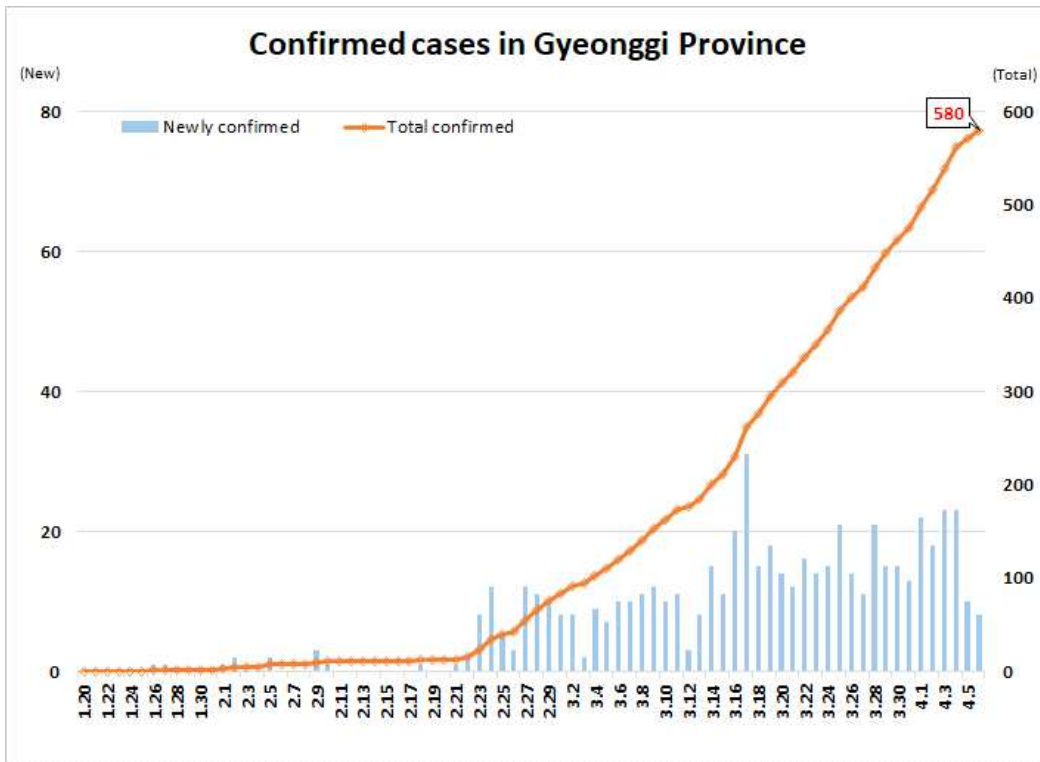
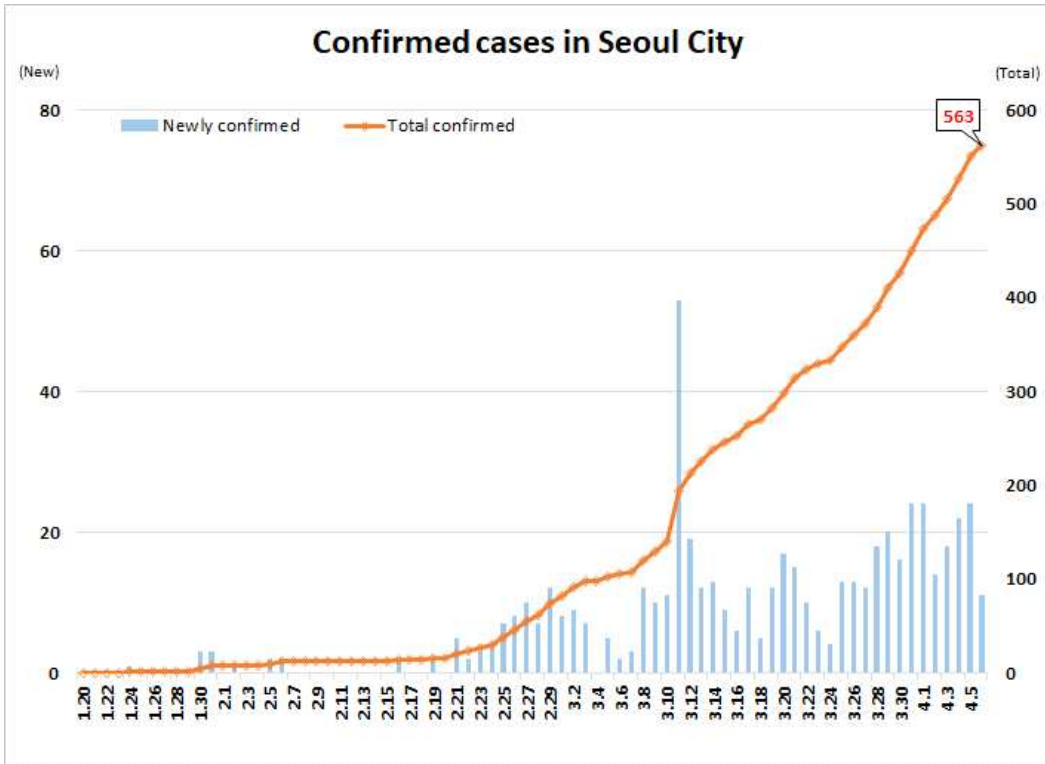


KCDC

Korea Centers for Disease Control & Prevention

Updates on COVID-19 in Republic of Korea

6 April 2020





KCDC

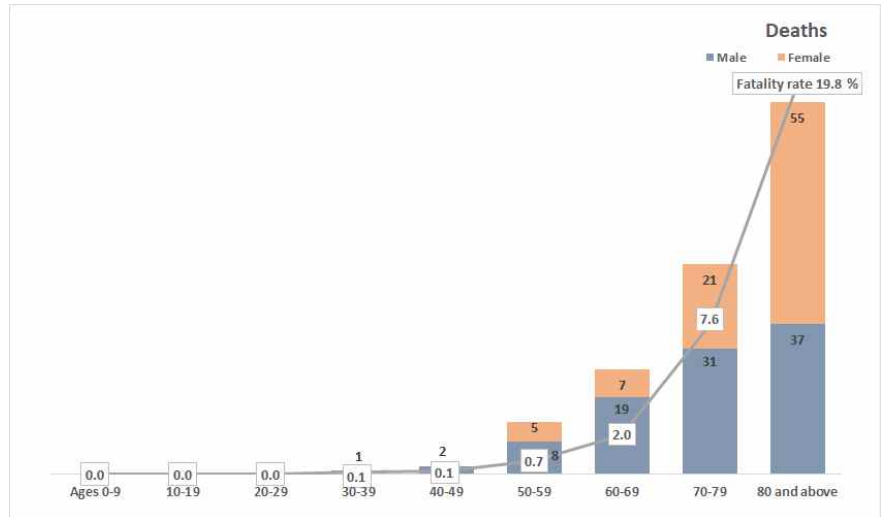
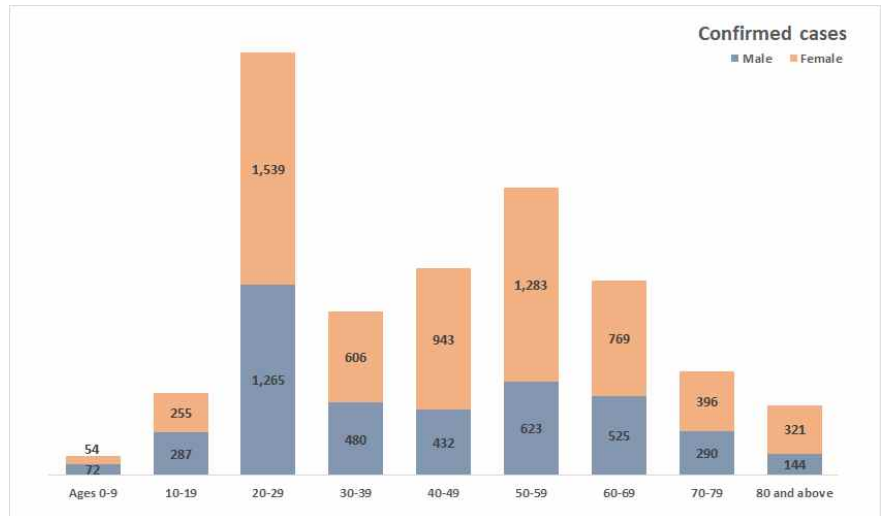
Korea Centers for Disease Control & Prevention

Updates on COVID-19 in Republic of Korea

6 April 2020

○ Case distribution by gender and age group:

		Confirmed Cases (%)	Deaths (%)	Fatality rate (%)
Total		10,284 (100)	186 (100)	1.81
Sex	Male	4,118 (40.04)	98 (52.69)	2.38
	Female	6,166 (59.96)	88 (47.31)	1.43
Age	80 and above	465 (4.52)	92 (49.46)	19.78
	70-79	686 (6.67)	52 (27.96)	7.58
	60-69	1,294 (12.58)	26 (13.98)	2.01
	50-59	1,906 (18.53)	13 (6.99)	0.68
	40-49	1,375 (13.37)	2 (1.08)	0.15
	30-39	1,086 (10.56)	1 (0.54)	0.09
	20-29	2,804 (27.27)	0 (0.00)	-
	10-19	542 (5.27)	0 (0.00)	-
	0-9	126 (1.23)	0 (0.00)	-





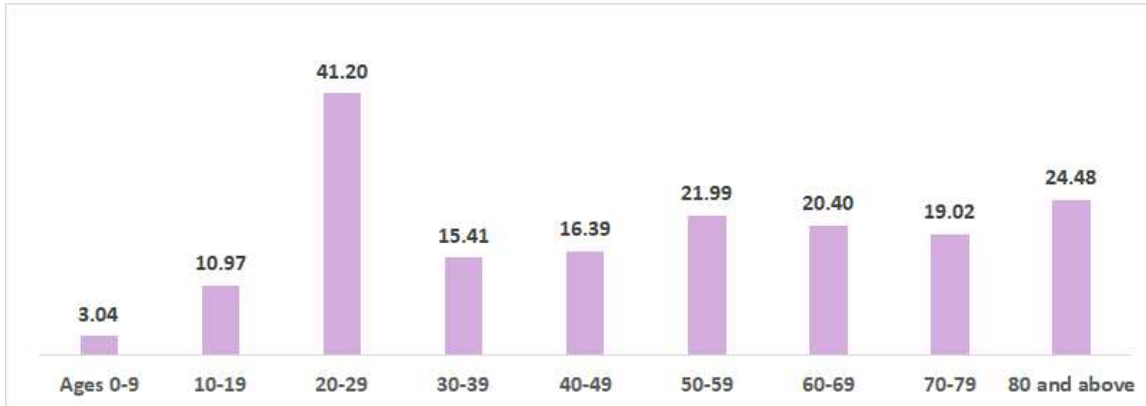
KCDC

Korea Centers for Disease Control & Prevention

Updates on COVID-19 in Republic of Korea

6 April 2020

○ Incidence rate by age group (per 100,000):



○ Weekly trend of imported cases:

