



KCDC

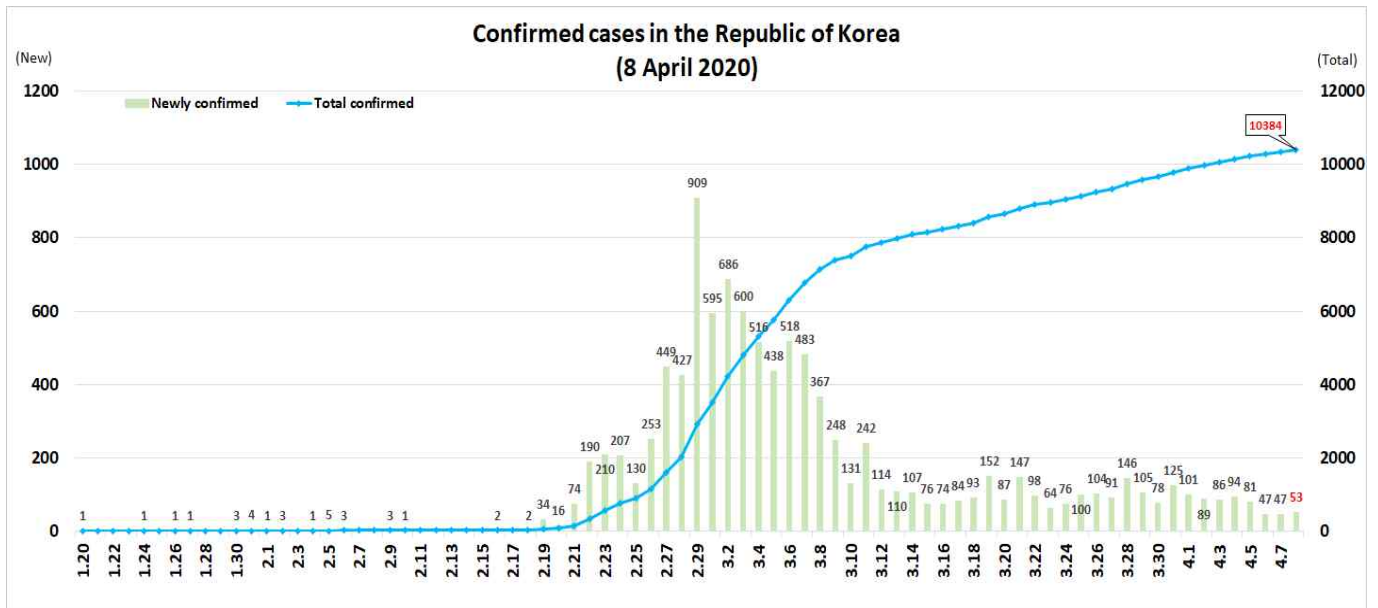
Korea Centers for Disease Control & Prevention

Updates on COVID-19 in Republic of Korea

8 April 2020

- As of 0:00, 8 April 2020, the total number of confirmed cases is 10,384 (including 832 imported cases), of which 6,776 cases have been discharged from isolation. Newly confirmed cases are 53 in total.

Period (since 3 Jan)	Total	Tested positive (PCR)				Being tested	Tested negative
		Confirmed	Discharged	Isolated	Deceased		
As of 0:00 7 April (Tues)	477,304	10,331	6,694	3,445	192	20,650	446,323
As of 0:00 8 April (Wed)	486,003	10,384	6,776	3,408	200	17,858	457,761
Difference	(+)8,699	(+)53	(+)82	(-)37	(+)8	(-)2,792	(+)11,438



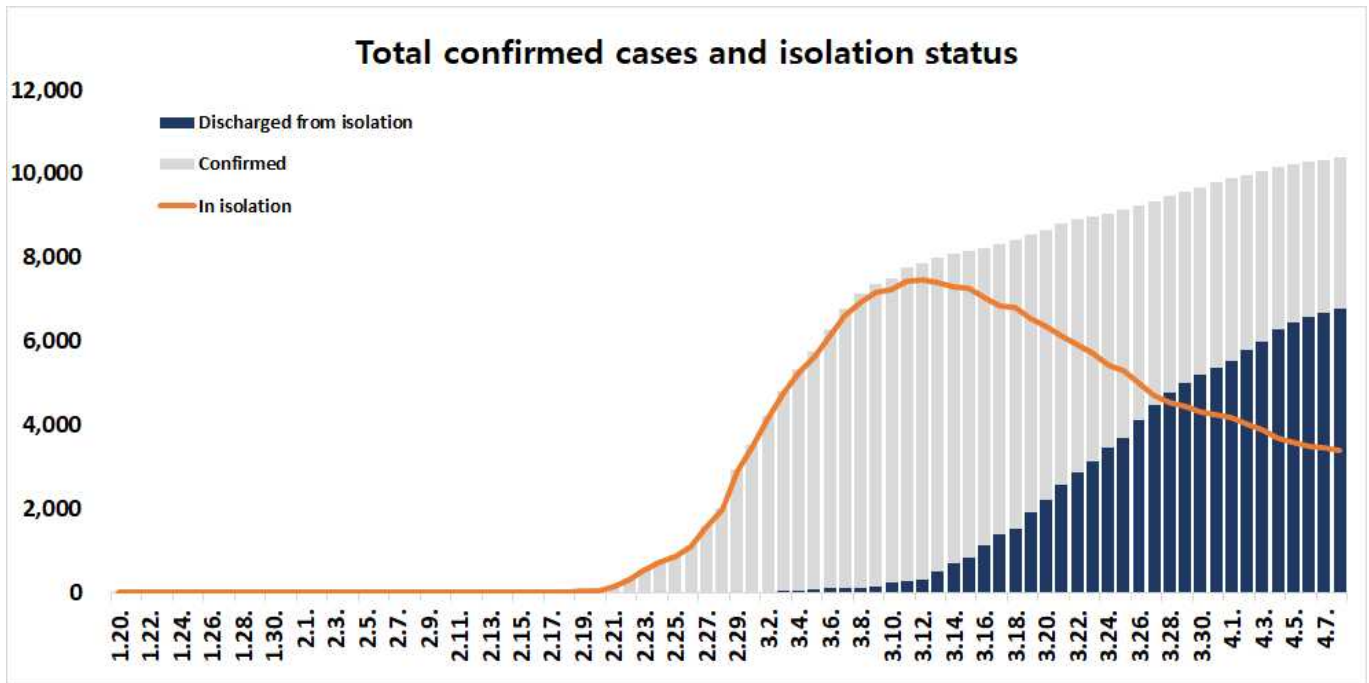
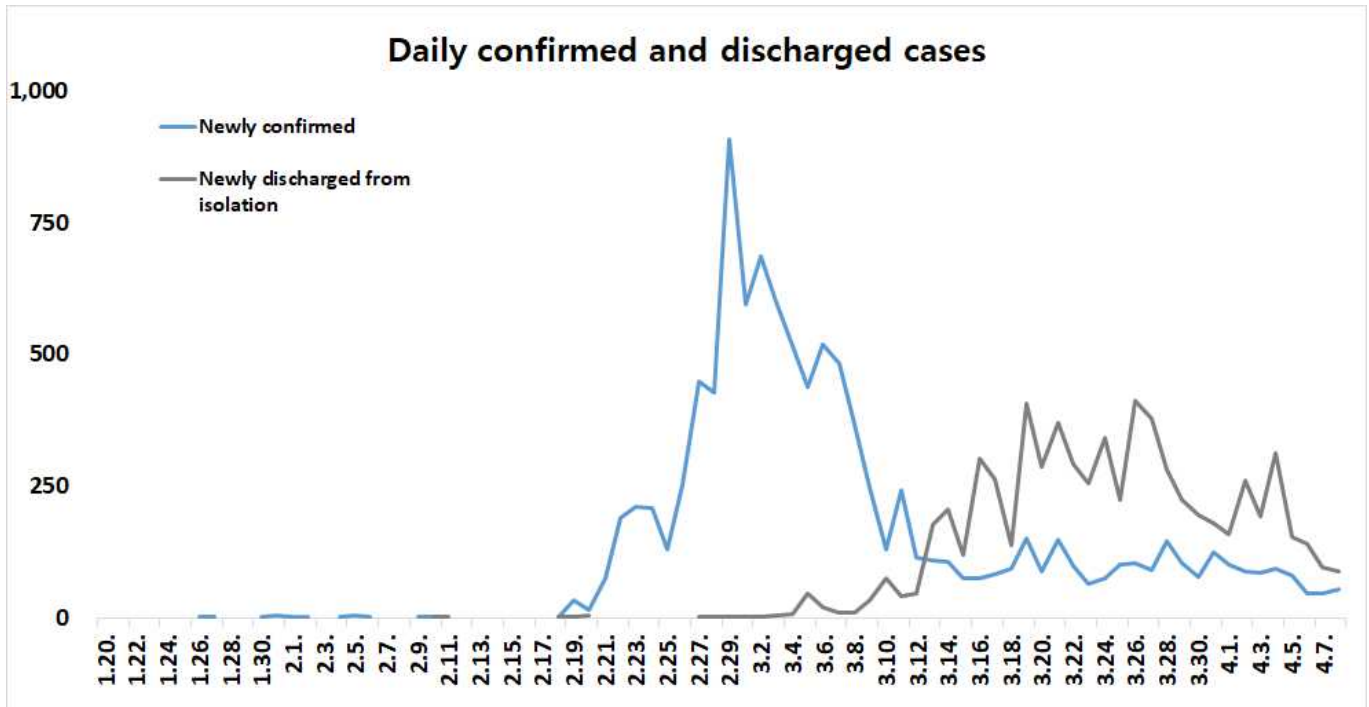


KCDC

Korea Centers for Disease Control & Prevention

Updates on COVID-19 in Republic of Korea

8 April 2020





KCDC

Korea Centers for Disease Control & Prevention

Updates on COVID-19 in Republic of Korea

8 April 2020

○ Regional distribution of total confirmed cases:

	Total	City							
		Seoul	Busan	Daegu	Incheon	Gwangju	Daejeon	Ulsan	Sejong
Isolated	3,408	407	28	1,705	57	12	19	11	32
Discharged	6,776	169	94	4,961	27	15	20	28	14
Deceased	200	2	3	137	0	0	0	1	0
Subtotal	10,384	578	125	6,803	84	27	39	40	46
<i>Difference</i>	<i>53</i>	<i>11</i>	<i>2</i>	<i>9</i>	<i>4</i>	<i>0</i>	<i>0</i>	<i>0</i>	<i>0</i>

	Province									Other
	Gyeonggi	Gangwon	Chungbuk	Chungnam	Jeonbuk	Jeonnam	Gyeongbuk	Gyeongnam	Jeju	Airport screening
Isolated	349	24	16	31	10	11	320	33	8	335
Discharged	237	24	29	106	7	4	954	80	4	3
Deceased	10	1	0	0	0	0	46	0	0	0
Subtotal	596	49	45	137	17	15	1,320	113	12	338
<i>Difference</i>	<i>6</i>	<i>2</i>	<i>0</i>	<i>0</i>	<i>1</i>	<i>0</i>	<i>3</i>	<i>1</i>	<i>0</i>	<i>14</i>

○ Case distribution and incidence rate by region:

Region	# of cases	(%)	Incidence rate (per 0.1M)	Region	# of cases	(%)	Incidence rate (per 0.1M)
Seoul	578	(5.57)	5.94	Gyeonggi	596	(5.74)	4.50
Busan	125	(1.20)	3.66	Gangwon	49	(0.47)	3.18
Daegu	6,803	(65.51)	279.21	Chungbuk	45	(0.43)	2.81
Incheon	84	(0.81)	2.84	Chungnam	137	(1.32)	6.45
Gwangju	27	(0.26)	1.85	Jeonbuk	17	(0.16)	0.94
Daejeon	39	(0.38)	2.65	Jeonnam	15	(0.14)	0.80
Ulsan	40	(0.39)	3.49	Gyeongbuk	1,320	(12.71)	49.58
Sejong	46	(0.44)	13.44	Gyeongnam	113	(1.09)	3.36
Airport Screening	338	(3.26)	-	Jeju	12	(0.12)	1.79
				Total	10,384	(100)	20.03



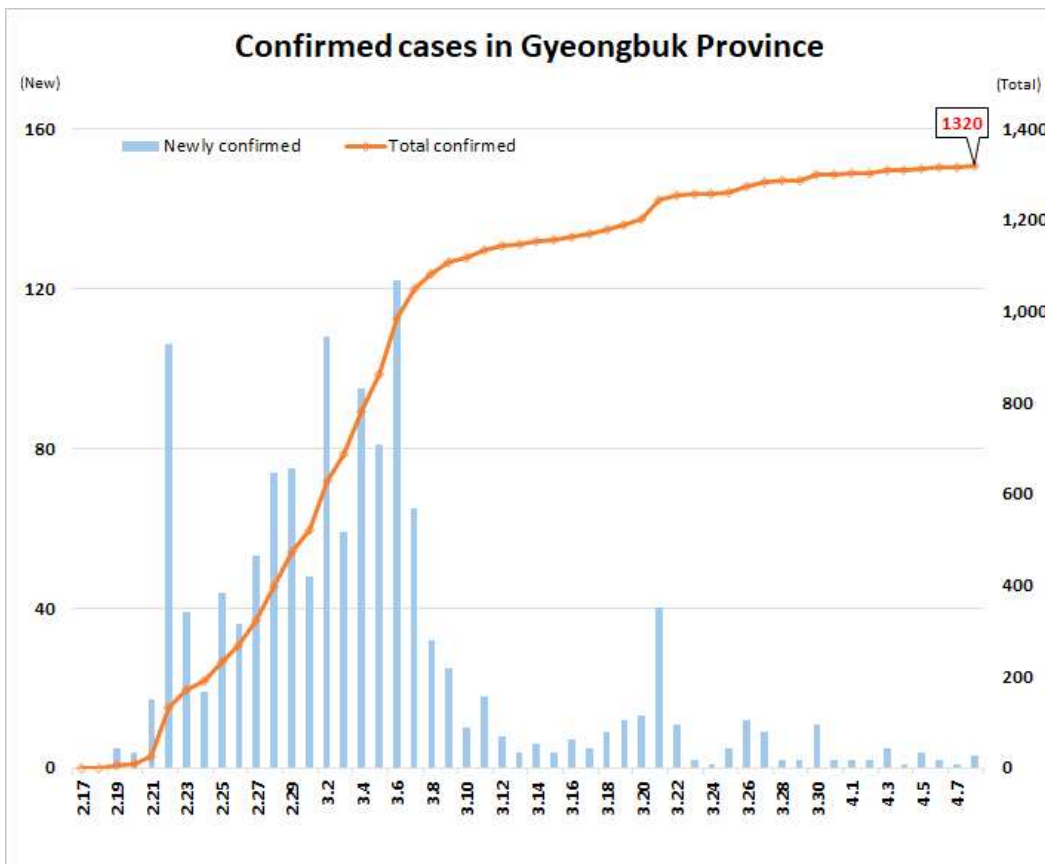
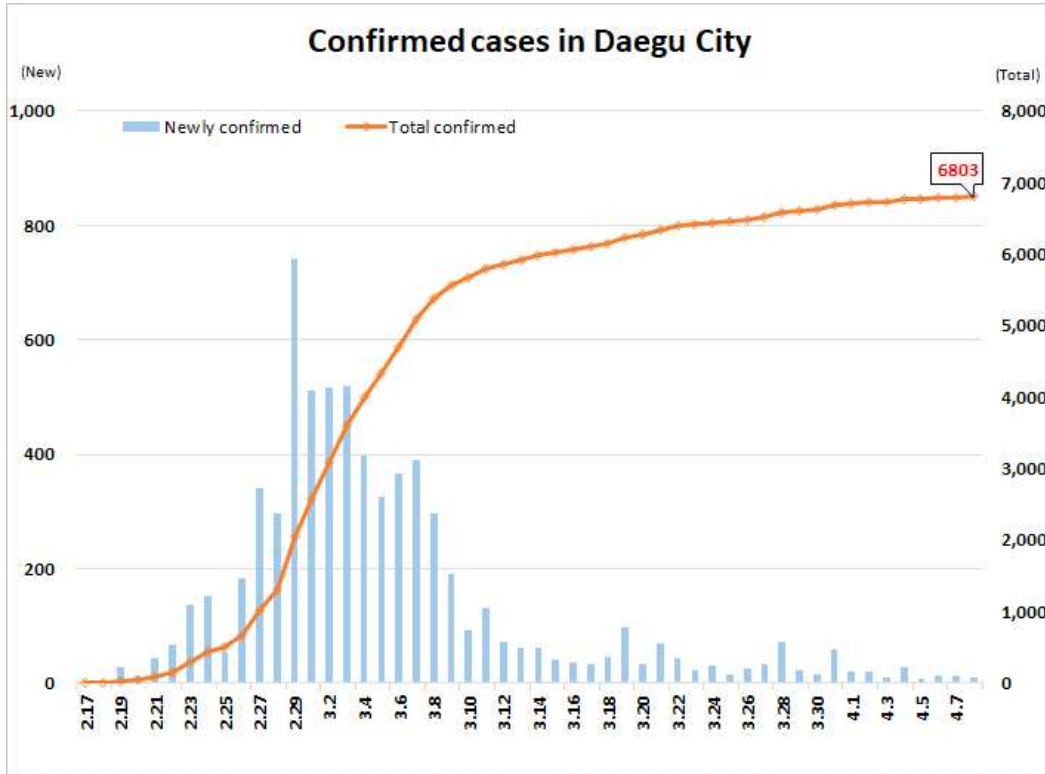
KCDC

Korea Centers for Disease Control & Prevention

Updates on COVID-19 in Republic of Korea

8 April 2020

○ Daily cases trends by region:



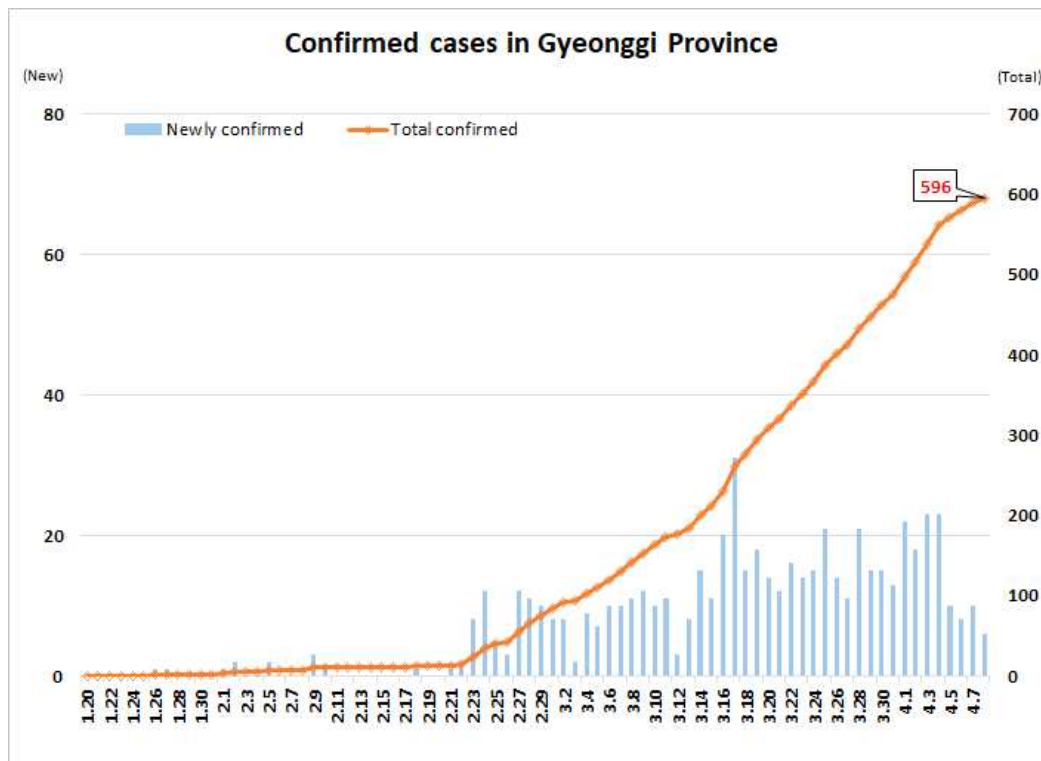
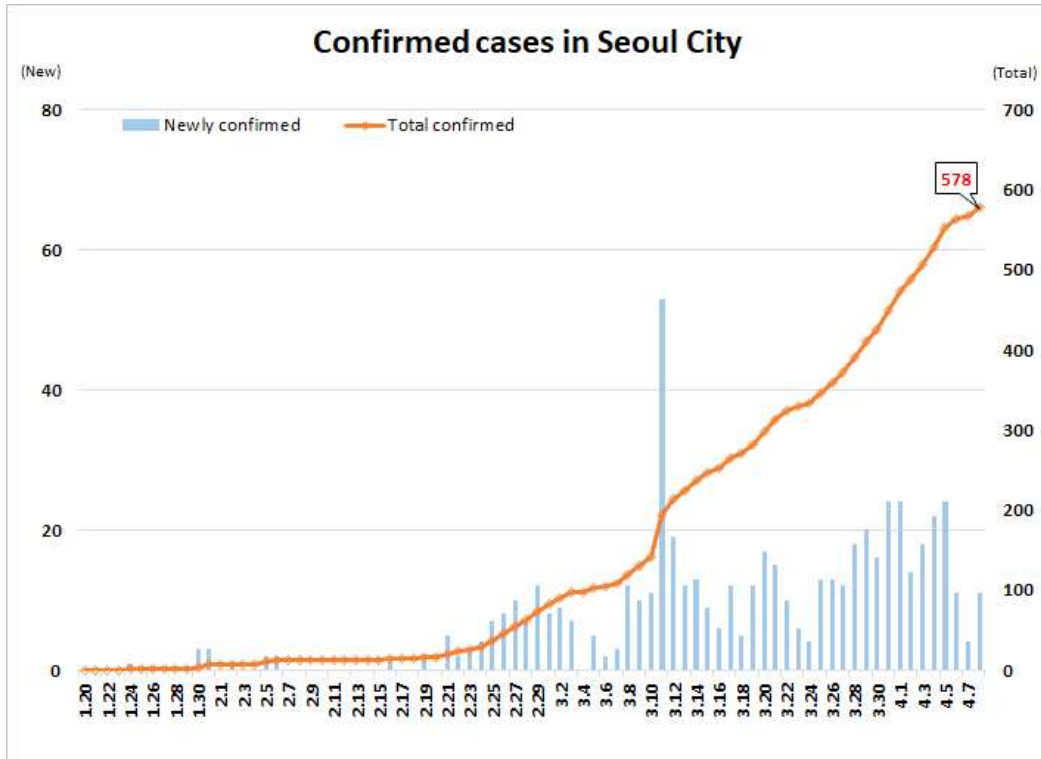


KCDC

Korea Centers for Disease Control & Prevention

Updates on COVID-19 in Republic of Korea

8 April 2020





KCDC

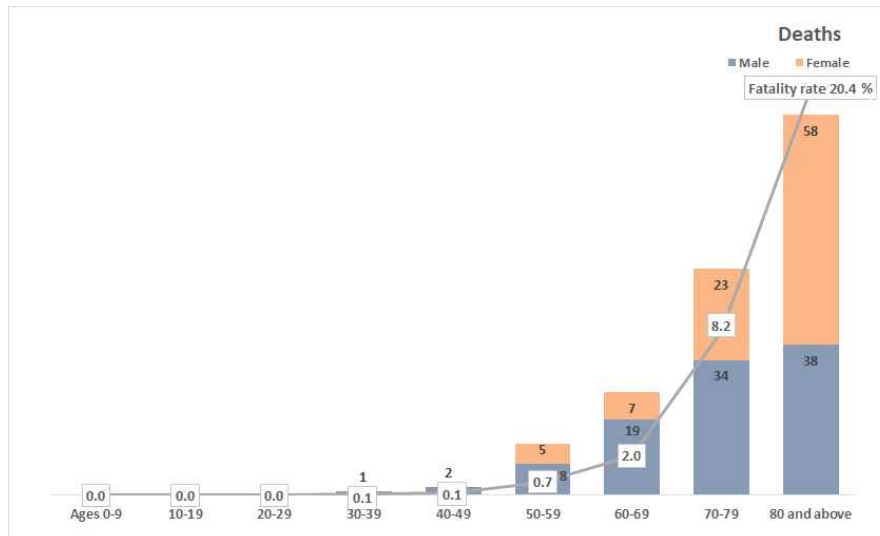
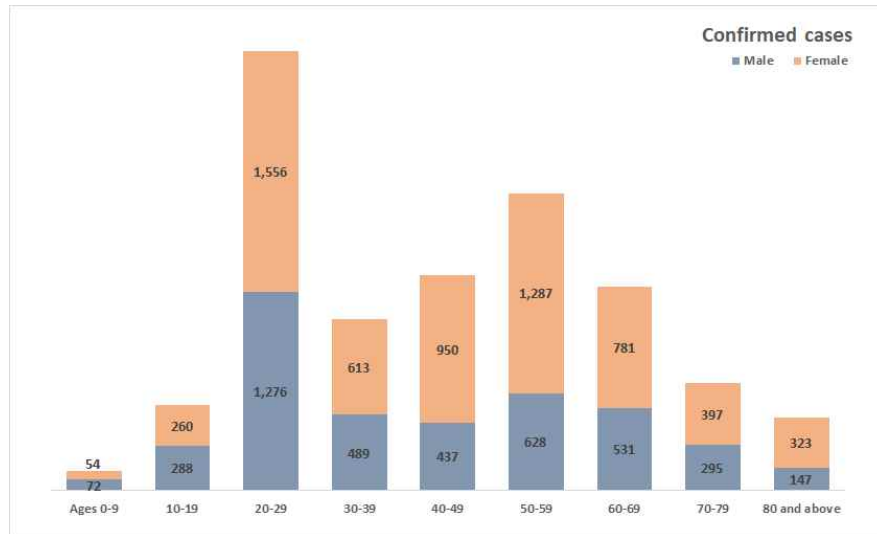
Korea Centers for Disease Control & Prevention

Updates on COVID-19 in Republic of Korea

8 April 2020

○ Case distribution by gender and age group:

		Confirmed Cases (%)	Deaths (%)	Fatality rate (%)
Total		10,384 (100)	200 (100)	1.93
Sex	Male	4,163 (40.09)	106 (53.00)	2.55
	Female	6,221 (59.91)	94 (47.00)	1.51
Age	80 and above	470 (4.53)	96 (48.00)	20.43
	70-79	692 (6.66)	60 (30.00)	8.67
	60-69	1,312 (12.63)	27 (13.50)	2.06
	50-59	1,915 (18.44)	13 (6.50)	0.68
	40-49	1,387 (13.36)	3 (1.50)	0.22
	30-39	1,102 (10.61)	1 (0.50)	0.09
	20-29	2,832 (27.27)	0 (0.00)	-
	10-19	548 (5.28)	0 (0.00)	-
	0-9	126 (1.21)	0 (0.00)	-





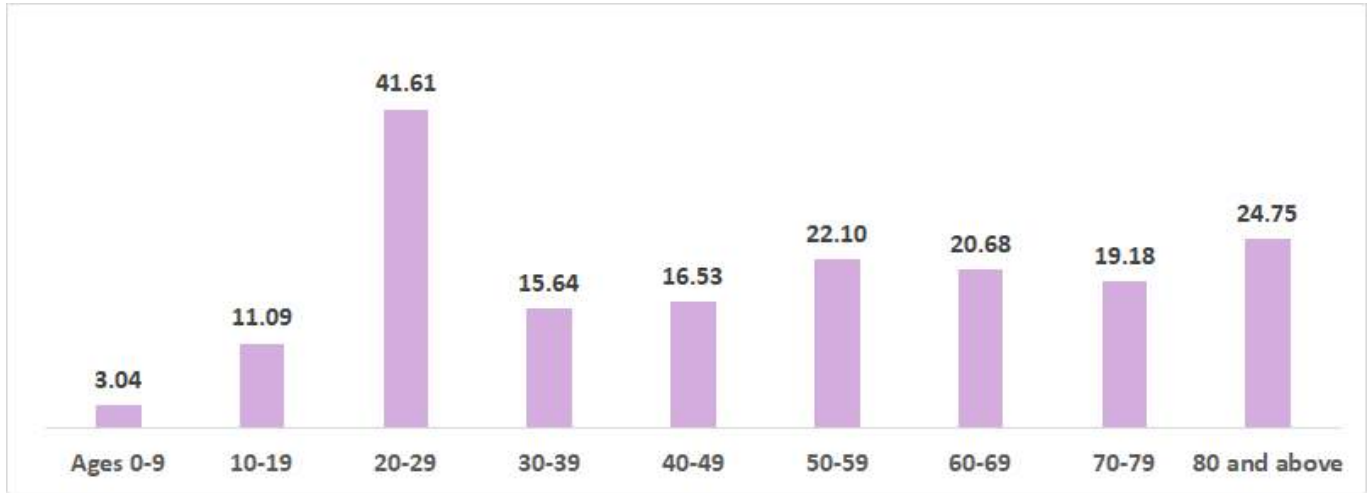
KCDC

Korea Centers for Disease Control & Prevention

Updates on COVID-19 in Republic of Korea

8 April 2020

○ Incidence rate by age group (per 100,000):



○ Weekly trend of imported cases:

