



KCDC

Korea Centers for Disease Control & Prevention

Updates on COVID-19 in Republic of Korea

21 July 2020

○ As of 0:00, 21 July 2020, the total number of confirmed cases is 13,816 (including 2,092 imported cases), of which 12,643 cases have been discharged from isolation. There are 20 new local cases, 25 new imported cases, and 0 new deaths.

[Local transmission cases, as of 0:00, 21 July (cumulative since 3 January 2020)]

	Total	City							
		Seoul	Busan	Daegu	Incheon	Gwangju	Daejeon	Ulsan	Sejong
New	20	18	0	0	0	0	0	0	0
Cumulative	11,724	1,171	119	6,880	296	166	147	34	45
	Total	Province							
		Gyeonggi	Gangwon	Chung-buk	Chung-nam	Jeon-buk	Jeon-nam	Gyeong-buk	Gyeong-nam
New	1	0	0	0	0	0	0	0	1
Cumulative	1,075	51	56	159	18	17	1,369	110	11

[Imported cases, as of 0:00, 21 July (cumulative since 3 January 2020)]

	Total	Region/Country						Where confirmed		Nationality	
		China	Asia ex-China	Europe	Americas	Africa	Oceania	Point of Entry	Community	Korean	Other
New	25	0	15	2	6	2	0	18	7	14	11
Total	2,092	19 (0.9%)	818** (39.1%)	516** (24.7%)	706 (33.7%)	29 (1.4%)	4** (0.2%)	978 (46.7%)	1114 (53.3%)	1,424 (68.1%)	668 (31.9%)

※ America: US 2, Mexico 2

Asia ex-China: Philippines 9, Pakistan 3, Iraq 2, Kazakhstan 2, Indonesia 1, Kyrgyzstan 1

[Case management status, as of 0:00, 21 July (cumulative since 3 January 2020)]

	Discharged from isolation	Under isolation	Severe/critical cases	Deceased
As of 0:00 20 July (Mon)	12,572	903	19	296
As of 0:00 21 July (Tues)	12,643	877	21	296
Difference	(+)71	(-)26	(+)2	-

* Based on case data reported to the KCDC

※ Figures subject to correction based on findings from epidemiological investigations

[Overall case and test status, as of 0:00, 21 July (cumulative since 3 January 2020)]

Period (since 3 Jan)	Total	Tested positive (PCR)				Testing in progress	Tested negative (PCR)
		Confirmed	Discharged from isolation	Under isolation	Deceased		
As of 0:00 20 July (Mon)	1,470,193	13,771	12,572	903	296	21,302	1,435,120
As of 0:00 21 July (Tues)	1,482,390	13,816	12,643	877	296	23,864	1,444,710
Difference	(+)12,197	(+)45	(+)71	(-)26	-	(+)2,562	(+)9,590

* Based on case data reported to the KCDC

※ Figures subject to correction based on findings from epidemiological investigations



KCDC

Korea Centers for Disease Control & Prevention

Updates on COVID-19 in Republic of Korea

21 July 2020

[Regional distribution of cases, as of 0:00, 21 July (cumulative since 3 January 2020)]

Region	New cases		Total cases	(%)	Incidence rate* (per 100,000)
	Local	Imported			
Seoul	18	3	1,498	(10.84)	15.39
Busan	0	0	157	(1.14)	4.60
Daegu	0	2	6,936	(50.20)	284.67
Incheon	0	0	372	(2.69)	12.58
Gwangju	0	0	187	(1.35)	12.84
Daejeon	0	0	166	(1.20)	11.26
Ulsan	0	0	57	(0.41)	4.97
Sejong	0	0	50	(0.36)	14.61
Gyeonggi	1	1	1,436	(10.39)	10.84
Gangwon	0	0	72	(0.52)	4.67
Chungbuk	0	0	71	(0.51)	4.44
Chungnam	0	0	186	(1.35)	8.76
Jeonbuk	0	0	39	(0.28)	2.15
Jeonnam	0	0	35	(0.25)	1.88
Gyeongbuk	0	1	1,395	(10.10)	52.39
Gyeongnam	0	0	155	(1.12)	4.61
Jeju	1	0	26	(0.19)	3.88
Border Screening	0	18	978	(7.08)	-
Total	20	25	13,816	(100)	26.65

* Total (cumulative) number of cases reported since January 2020 of region / Population of region (based on resident registration data of the Ministry of the Interior as of January 2020)

* Incidence rate based on the number of confirmed cases with the address of the reporting institution

[Case status by region (under isolation, discharged from isolation, deceased) (cumulative since 3 January 2020)]

	Total	City							
		Seoul	Busan	Daegu	Incheon	Gwangju	Daejeon	Ulsan	Sejong
Isolated	877	148	5	16	21	91	42	3	0
Discharged	12,643	1,340	149	6,730	349	94	122	53	50
Deceased	296	10	3	190	2	2	2	1	0
Subtotal	13,816	1,498	157	6,936	372	187	166	57	50

	Total	Province								Other
		Gyeonggi	Gangwon	Chung-buk	Chung-nam	Jeon-buk	Jeon-nam	Gyeong-buk	Gyeong-nam	
Isolated	180	11	5	12	15	14	5	13	8	288
Discharged	1,227	58	66	174	24	21	1,336	142	18	690
Deceased	29	3	0	0	0	0	54	0	0	0
Subtotal	1,436	72	71	186	39	35	1,395	155	26	978

* Based on case data reported to the KCDC

※ Figures subject to correction based on findings from epidemiological investigations



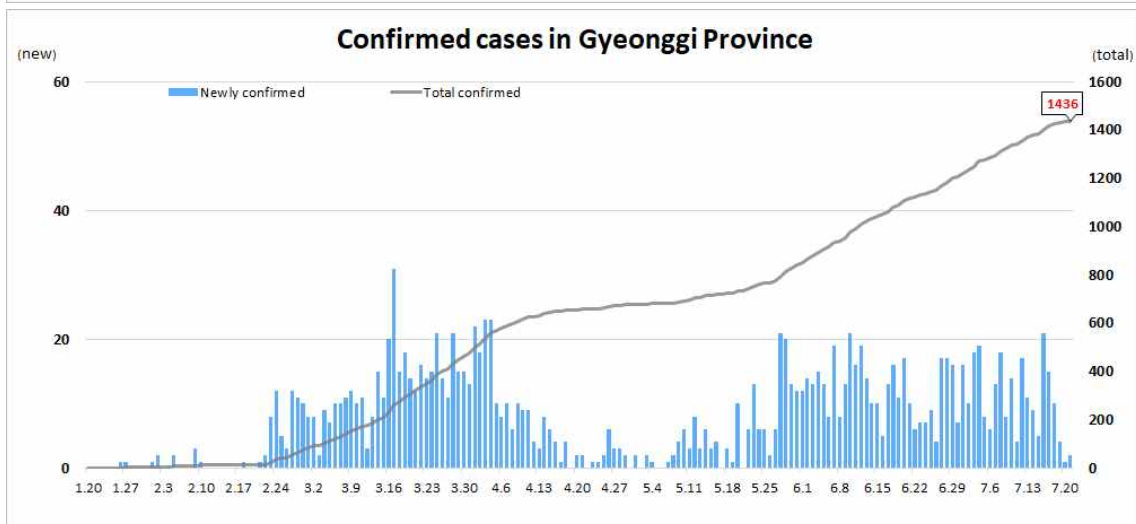
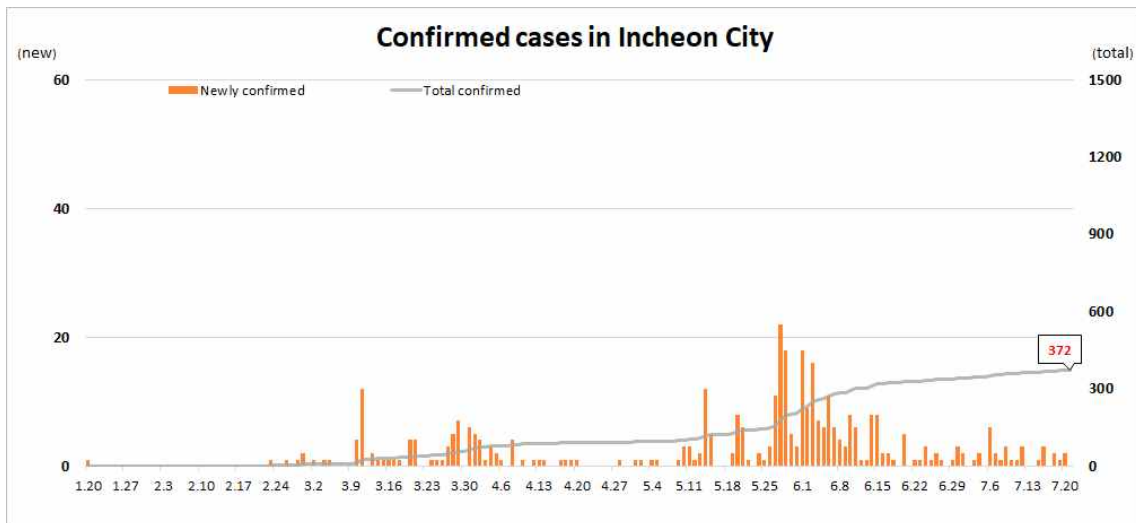
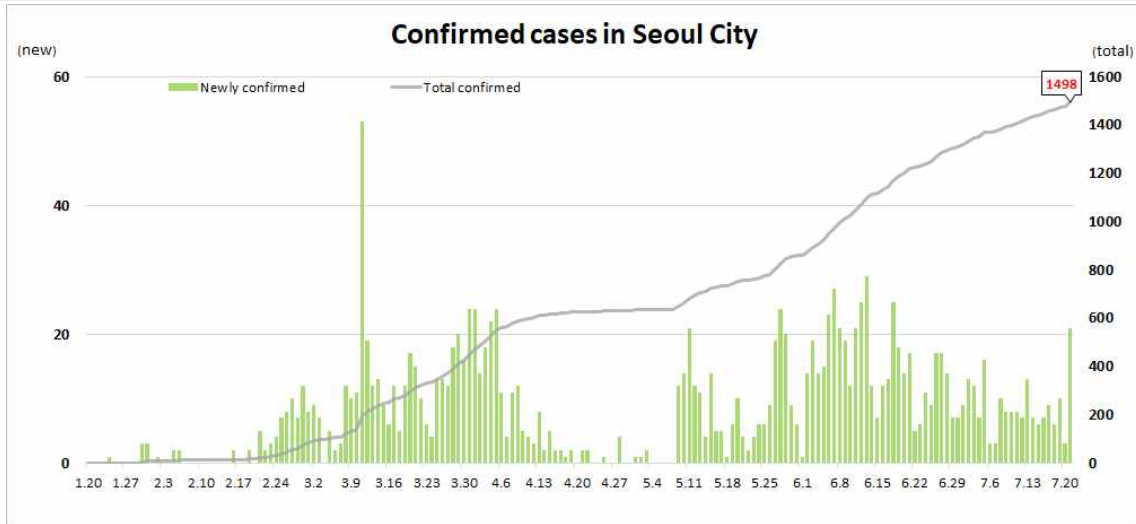
KCDC

Korea Centers for Disease Control & Prevention

Updates on COVID-19 in Republic of Korea

21 July 2020

DAILY NEW AND TOTAL CASES IN SEOUL / INCHEON / GYEONGGI REGIONS





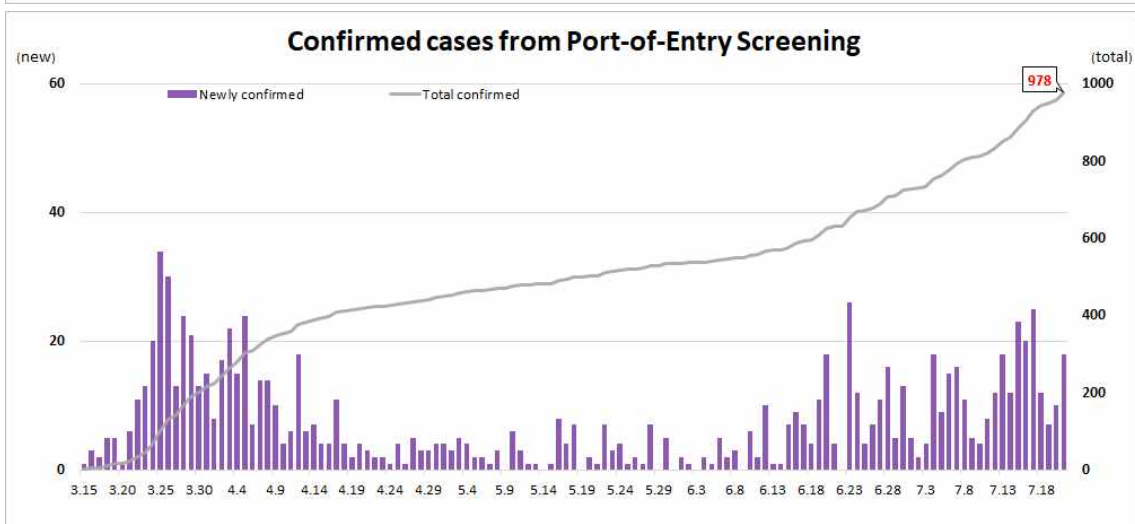
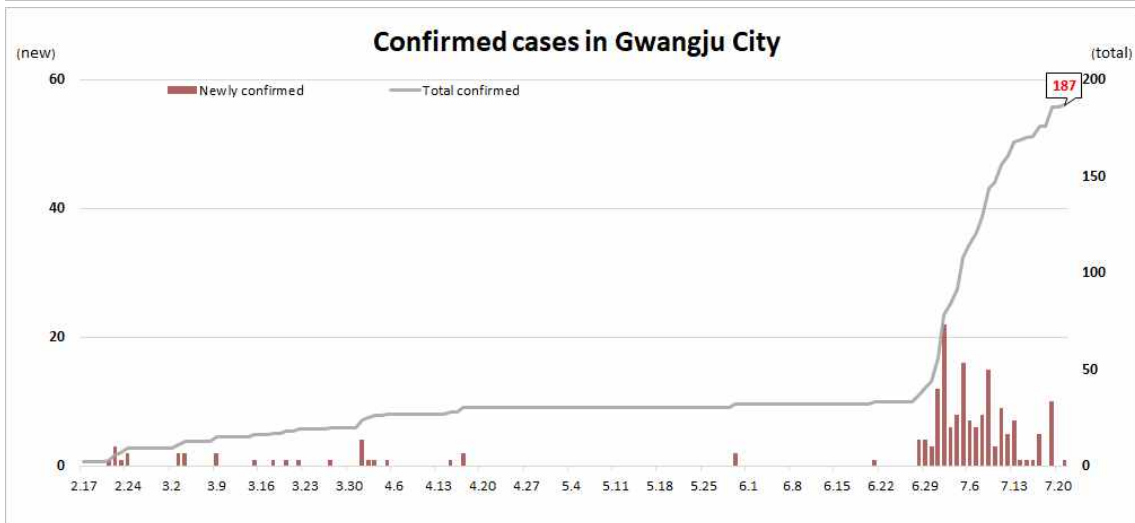
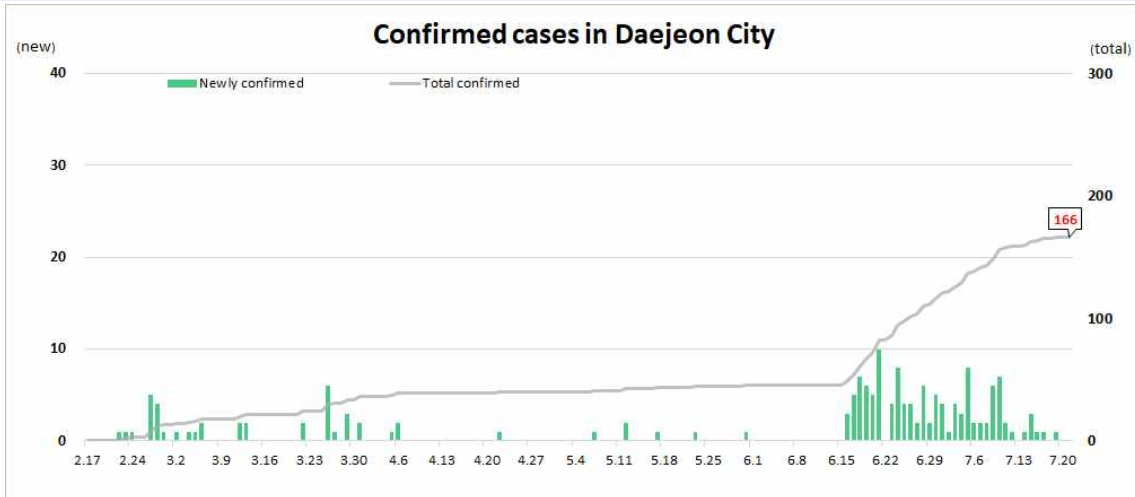
KCDC

Korea Centers for Disease Control & Prevention

Updates on COVID-19 in Republic of Korea

21 July 2020

DAILY NEW AND TOTAL CASES IN DAEJEON / GWANGJU / BORDER SCREENING





KCDC

Korea Centers for Disease Control & Prevention

Updates on COVID-19 in Republic of Korea

21 July 2020

Confirmed cases by gender and age group

		New cases (%)	Total cases (%)	Incidence rate* (per 100,000)
Total		45 (100)	13,816 (100)	26.65
Sex	Male	25 (55.56)	6,114 (44.25)	23.64
	Female	20 (44.44)	7,702 (55.75)	29.64
Age	80 or above	4 (8.89)	586 (4.24)	30.85
	70-79	8 (17.78)	919 (6.65)	25.48
	60-69	3 (6.67)	1,791 (12.96)	28.23
	50-59	5 (11.11)	2,444 (17.69)	28.20
	40-49	3 (6.67)	1,824 (13.20)	21.74
	30-39	8 (17.78)	1,696 (12.28)	24.07
	20-29	12 (26.67)	3,551 (25.70)	52.17
	0-9	1 (2.22)	240 (1.74)	5.79

* Total (cumulative) number of cases reported since January 2020 by sex and age / Population by sex and age (based on resident registration data of the Ministry of the Interior as of January 2020)

Deaths by gender and age group

		New deaths (%)	Total deaths (%)	Case fatality rate (%)
Total		0 -	296 (100)	2.14
Sex	Male	0 -	156 (52.70)	2.55
	Female	0 -	140 (47.30)	1.82
Age	80 or above	0 -	147 (49.66)	25.09
	70-79	0 -	87 (29.39)	9.47
	60-69	0 -	41 (13.85)	2.29
	50-59	0 -	16 (5.41)	0.65
	40-49	0 -	3 (1.01)	0.16
	30-39	0 -	2 (0.68)	0.12
	20-29	0 -	0 (0.00)	0.00
	0-9	0 -	0 (0.00)	0.00

* Case fatality rate (CFR) = Number of deaths / Number of confirmed cases x 100



KCDC

Korea Centers for Disease Control & Prevention

Updates on COVID-19 in Republic of Korea

21 July 2020

IMPORTED CONFIRMED CASES

